

The Reggeon \rightarrow 2 Reggeons + Particle vertex in the Lipatov effective action formalism

M.A.Braun and M.I.Vyazovsky
Dep. of High Energy physics, University of S.Petersburg,
198904 S.Petersburg, Russia

July 9, 2021

Abstract. The vertex for gluon emission during the splitting of a reggeized gluon into two is constructed in the framework of Lipatov effective action formalism. Its reduction to a pure transverse form for the diffractive amplitude gives the standard Bartels vertex plus an additional contribution corresponding to the emission from a pointlike splitting vertex. This additional contribution turns out to be given by a longitudinal integral divergent both in the ultraviolet and infrared. A certain specific recipe for this part, including the principal value prescription for the integration, allows to eliminate this unwanted contribution.

1 Introduction

Particle interaction in the Regge kinematics, when energy \sqrt{s} is large and much greater than the typical transferred momentum $\sqrt{-t}$, in the perturbative QCD is described by exchanges of reggeized gluons ('reggeons') accompanied by emission of real gluons ('particles'). In the high-colour approximation this picture reduces to the exchange of BFKL pomerons [1], which fuse and split with known triple-pomeron vertexes [2, 3, 4]. Summation of the resulting diagrams in the tree approximation leads to the BK equation for DIS [5, 6, 7] or a pair of equations for in- and outgoing pomerons for nucleus-nucleus scattering [8]. Contribution from loop diagrams may be studied in the formalism of an effective field theory [9] or in the competing Hamiltonian formalism in terms of gluon variables (see e.g. [10] and references therein).

In all these developments the basic blocks have been calculated directly from the relevant 4-dimensional Feynman diagrams in the Regge kinematics and converted into the corresponding expressions in the 2-dimensional transverse space (momentum or coordinate). This procedure is easily realized for simplest elements, such as a particle emission during the exchange of a single reggeized gluon, but becomes very cumbersome for more complicated processes. A potentially powerful formalism of an effective action has been proposed by L.N.Lipatov [11], in which the longitudinal and transverse variables are separated from the start and one arrives at a theory of interaction of reggeized gluons and particles described by independent fields. This formalism, in principle, allows to automatically calculate all diagrams in the Regge kinematics in a systematic

and self-consistent way. However the resulting vertexes are 4-dimensional and reduction of them to the 2-dimensional transverse form still has to be done.

Up to the present several application of this formalism have been done and a number of interaction vertexes have been calculated. They include vertexes for the transition of a reggeon into several particles or into a reggeon and several particles [12]. In this paper we study a vertex for the transition of a reggeon into a pair of reggeons and a particle (the RRRP vertex in the terminology of [12]) in the effective action formalism. The 2-dimensional form of this vertex (the 'Bartels' vertex) is well-known [2, 13] (see also [14] for its form in the coordinate space). The found 4-dimensional vertex resembles the Bartels vertex, although it contains a new structure absent in the latter and of course longitudinal variables. Unlike the vertexes obtained so far in the effective action formalism, reduction of the RRRP vertex to the 2-dimensional form involves a non-trivial integration in the loop formed by the two reggeons and the target. We discuss this integration and show that for a diffractive diagram, in which both the projectile and target are just quarks, a literal integration over the longitudinal variables is impossible (divergent). The Bartels vertex is obtained only if certain *ad hoc* rules are followed, which reduce to neglecting all small longitudinal momenta in the target factor and subsequent integration over the minus component of the loop momentum according to the principal value prescription.

2 Feynman rules from the effective action

These were presented in [12] and we only recapitulate them here for convenience and to fix our notations. We use the light-cone variables defined by light-cone unit vectors $n_\mu^\pm = (1, 0, 0, \mp 1)$. So $a_\pm = a_\mu n_\mu^\pm = a_0 \pm a_3$ and $ab = a_\mu b_\mu = (1/2)(a_+ b_- + a_- b_+) + a_\perp b_\perp$. The metric tensor is $g_{+-} = g_{-+} = 1/2$, $g_{11} = g_{22} = -1$. We standardly denote $D_\mu = \partial_\mu + gV_\mu$ where $V_\mu = -iV_\mu^a T^a$ is the gluon field and T^a are the $SU(N)$ generators in the adjoint representation. The reggeon field $A_\pm = -iA_\pm^a T^a$ satisfies the kinematical condition

$$\partial_+ A_- = \partial_- A_+ = 0. \quad (1)$$

The field A_+ comes from the region with a higher rapidity, his momentum q_- is small, the field A_- comes from the region with a smaller rapidity, his q_+ is small. The QCD Lagrangian for the particle (gluon) field V is standard and so are the Feynman rules. Parts of effective action describing the reggeon field A are presented in [11], to which we refer as L. The effective action is (L.210)

$$\mathcal{L}_{eff} = \mathcal{L}_{QCD}(V_\mu + A_\mu) + \text{Tr} \left((\mathcal{A}_+(V_+ + A_+) - A_+) \partial_\perp^2 A_- + (\mathcal{A}_-(V_- + A_-) - A_-) \partial_\perp^2 A_+ \right), \quad (2)$$

where

$$\begin{aligned} \mathcal{A}_\pm(V_\pm) &= -\frac{1}{g} \partial_\pm \frac{1}{D_\pm} \partial_\pm * 1 = \sum_{n=0} (-g)^n V_\pm (\partial_\pm^{-1} V_\pm)^n \\ &= V_\pm - g V_\pm \partial_\pm^{-1} V_\pm + g^2 V_\pm \partial_\pm^{-1} V_\pm \partial_\pm^{-1} V_\pm + \dots \end{aligned} \quad (3)$$

The shift $V_\mu \rightarrow V_\mu + A_\mu$ with $A_\perp = 0$ is to exclude direct transitions $V \leftrightarrow A$.

The propagator is determined by terms quadratic in the fields. In the Feynman gauge $\mathcal{L}_{QCD}^{quadr} = \text{Tr}(-V_\mu \partial^2 V_\mu)$, which after substitution $V_\pm \rightarrow V_\pm + A_\pm$ leads to

$$\begin{aligned} & \text{Tr} \left(- (V_\nu + A_\nu) \partial^2 (V_\nu + A_\nu) \right) \\ &= \text{Tr}(-V_\nu \partial^2 V_\nu) + \text{Tr}(-V_+ \partial_\perp^2 A_- - V_- \partial_\perp^2 A_+) + \text{Tr}(-A_- \partial_\perp^2 A_+). \end{aligned} \quad (4)$$

The second term cancels with a similar term in the induced action and the quadratic terms which remain are

$$\text{Tr}(-V_\nu \partial^2 V_\nu) + \text{Tr}(-A_- \partial_\perp^2 A_+) = \frac{1}{2} V_\nu^a \partial^2 V_\nu^a + \frac{1}{4} (A_-^a \partial_\perp^2 A_+^a + A_+^a \partial_\perp^2 A_-^a). \quad (5)$$

Thus the reggeon propagator in the momentum space is

$$\langle A_+^a A_-^b \rangle = -i \frac{2\delta^{ab}}{q_\perp^2}. \quad (6)$$

The reggeon \rightarrow reggeon + particle ('Lipatov') vertex (Fig. 1.1) is

$$\frac{gf^{ab_2d}}{2} \left[q_\sigma + q_{2\sigma} + \left(\frac{q_2^2}{q_+} - q_{2-} \right) n_\sigma^+ + \left(\frac{q^2}{q_{2-}} - q_+ \right) n_\sigma^- \right]. \quad (7)$$

Note that in the gauge $V_+ = 0$ (for $p_A + p_B$ collision it is equivalent to $p_B V = 0$) the polarization vector has the form

$$\epsilon_\mu(k) = \epsilon_\mu^\perp(k) - \frac{k \epsilon^\perp}{k_+} n_\mu^+. \quad (8)$$

Convoluting the vertex (7) with this polarization vector we find

$$gf^{ab_2d} q_\perp^2 \left(\frac{q \epsilon_\perp}{q_\perp^2} - \frac{k \epsilon_\perp}{k_\perp^2} \right) \quad (9)$$

This gives the form of the Lipatov vertex widely used in literature.

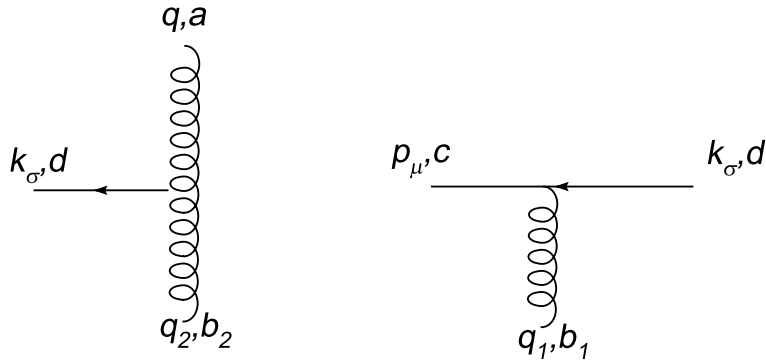


Figure 1: Vertexes reggeon \rightarrow reggeon+particle (1) and particle \rightarrow reggeon+particle (2)

Other ingredients of the technique will be derived in the course of the derivation. They use parts of the effective action listed below. The part containing two fields A_- is (L.276)

$$\begin{aligned}\mathcal{L}_{A_-A_-} &= -\frac{1}{4}\text{Tr}\left([D_+, A_-]\right)^2 = -\frac{1}{4}\text{Tr}\left([\partial_+ - igV_+^a T^a, -iA_-^b T^b]\right)^2 \\ &= -\frac{1}{4}\text{Tr}\left(\partial_+ A_-^b (-iT^b) + gV_+^a A_-^b (-if^{abc}T^c)\right)^2.\end{aligned}\quad (10)$$

The part containing one field A_- and one A_+ is (also L.276)

$$\begin{aligned}\mathcal{L}_{AAV} &= g\text{Tr}\left([V_\sigma^\perp, A_+]\partial_\sigma^\perp A_- + [V_\sigma^\perp, A_-]\partial_\sigma^\perp A_+ \right. \\ &\left. + \frac{1}{2}[A_-, A_+]\partial_+ V_- + \frac{1}{2}[A_+, A_-]\partial_- V_+\right) + g\text{Tr}\left(-[V_+, \partial_+^{-1}A_+]\partial_\perp^2 A_- - [V_-, \partial_-^{-1}A_-]\partial_\perp^2 A_+\right).\end{aligned}\quad (11)$$

Here the first big bracket corresponds to the standard triple vertex and the second to the induced one. The part of the action containing two fields A_- , one A_+ and V_μ is (L.277)

$$\mathcal{L}_{AAAV} = -\frac{g}{2}\text{Tr}\left(-[D_+, A_-][A_-, A_+] + 2\partial_- \frac{1}{D_-} A_- \frac{1}{D_-} A_- \frac{1}{D_-} \partial_- \partial_\perp^2 A_+\right).\quad (12)$$

Here

$$\frac{1}{D_-} = \frac{1}{\partial_- + gV_-} = \partial_-^{-1} \frac{1}{1 + g\partial_-^{-1}V_-} = \partial_-^{-1} \sum_{n=0} (-g\partial_-^{-1}V_-)^n = \partial_-^{-1} - g\partial_-^{-1}V_- \partial_-^{-1} + \dots\quad (13)$$

Finally the part of the action containing two gluon and one reggeon field is (L.275)

$$\mathcal{L}_{AVV} = g\text{Tr}\left(\left([V_\nu, \partial_+ V_\nu] - [\partial_\nu V_\nu, V_+] - 2[V_\nu, \partial_\nu V_+] - V_+ \partial_+^{-1} V_+ \partial_\perp^2\right)A_-\right).\quad (14)$$

The three first terms give the standard vertex

$$-\frac{g}{2}f^{b_1cd}\left((k+p)_+ g_{\mu\sigma} + (p-2k)_\mu n_\sigma^+ + (k-2p)_\sigma n_\mu^+\right)\quad (15)$$

and the last term defines the induced vertex

$$gf^{b_1cd} \frac{g_1^2}{2p_+} n_\mu^+ n_\sigma^+.\quad (16)$$

3 Calculation of diagrams

The total contribution to the vertex reggeon \rightarrow two reggeons + particle is represented by four diagrams shown in Fig. 2, in which particles are shown by solid lines and reggeons by wavy lines.

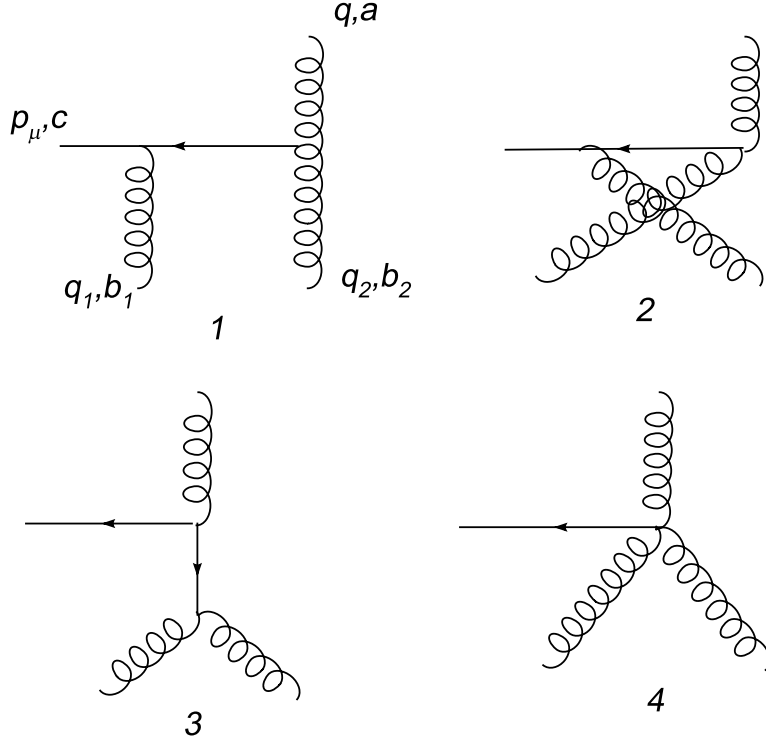


Figure 2: Reggeon diagrams for the vertex reggeon \rightarrow 2reggeons +particle

3.1 Diagram Fig. 2.3

We start from the simplest diagram Fig. 2.3. For this diagram we have to know the vertex $\langle VA_-A_- \rangle$. The Lagrangian term with two fields A_- is given by (10). The standard triple vertex is obtained as a product of the first and second terms in the brackets after taking the square. However it vanishes, since the first term in the brackets is zero. It is important here that expansion of the P -exponential in the effective action formalism generates only an induced vertex $\langle VA_-A_+ \rangle$ but not $\langle VA_-A_- \rangle$

Thus diagram Fig. 2.3 does not give any contribution in our kinematics.

3.2 Diagram Fig. 2.4

For the diagram Fig. 2.4 we have to know $\langle A_+A_-A_-V_\mu \rangle$. It is contained in the part of the Lagrangian (12). In it factor $1/D_-$ is a remnant of the P -exponential:

$$U(V_-) = P \exp \left(-\frac{g}{2} \int_{-\infty}^{x_+} dx'_+ V_-(x'_+) \right), \quad (17)$$

so that

$$\partial_- U(V_-) = 2 \frac{\partial}{\partial x_+} U(V_-) = -g V_- U(V_-). \quad (18)$$

Taking into account that $U_{g=0} = 1$ we get

$$U(V_-) = \sum_{n=0} (-g\partial_-^{-1}V_-)^n = \frac{1}{D_-}\partial_- . \quad (19)$$

The terms of \mathcal{L}_{AAAV} which determine the vertex with only one gluon are

$$\begin{aligned} & -\frac{g}{2}\text{Tr} \left(-g[V_+, A_-][A_-, A_+] - 2g(V_- \frac{1}{\partial_-} A_- \frac{1}{\partial_-} A_- \partial_\perp^2 A_+ \right. \\ & \left. + A_- \frac{1}{\partial_-} V_- \frac{1}{\partial_-} A_- \partial_\perp^2 A_+ + A_- \frac{1}{\partial_-} A_- \frac{1}{\partial_-} V_- \partial_\perp^2 A_+ \right) . \end{aligned} \quad (20)$$

The first term is the standard quartic interaction, others give the induced interaction.

We pass to the momentum representation: for the incoming momentum $i\partial_\mu \rightarrow p_\mu$ for the outgoing $i\partial_\mu \rightarrow -p_\mu$. We find accordingly

$$\frac{1}{\partial_-} A_-(q_1) \rightarrow \frac{i}{-q_{1-}}, \quad \frac{1}{\partial_-} V_-(p) \rightarrow \frac{i}{-p_-}, \quad \partial^2 A_+(q) \rightarrow -q_\perp^2 \simeq -q^2 . \quad (21)$$

The last identity follows from $\partial^2 A_+ = (\partial_+ \partial_- + \partial_\perp^2) A_+ = \partial_\perp^2 A_+$. If the derivative acts on the product of fields: $\partial_-(A_1 A_2 \dots A_n)$ then it corresponds to the sum of momenta in the momentum representation. It is also true for the inverse operator $1/\partial_-$: it corresponds to the sum of momenta in the denominator.

Note the kinematical relations among the momenta:

$$\begin{aligned} p &= q - q_1 - q_2, \quad q_- \ll p_- \sim q_{1-} \sim q_{2-}, \quad q_{1+} \sim q_{2+} \ll p_+ = q_+, \quad p_- = -q_{1-} - q_{2-}, \\ q_\perp &\sim q_{1\perp} \sim q_{2\perp} \sim p_\perp . \end{aligned} \quad (22)$$

Each vertex bears factor i , the diagram as a whole has factor $1/i$ for the amplitude, which is omitted.

We find for the induced vertex the following. The common factor is $g^2 i (-i)^4 (-i)^2 n_\mu^-$ (where $(-i)$ from each of the fields, $(-i)^2$ from two $1/\partial_-$, n_μ^- from V_-). We use $q_- = 0$, so that $1/\partial_-$ does not act on A_+).

$$\begin{aligned} V_4^{ind} &= -ig^2 n_\mu^- (-q_\perp^2) \text{Tr} \left(\frac{T^c T^{b_1} T^{b_2} T^a}{(q_{1-} + q_{2-}) q_{2-}} + \frac{T^{b_1} T^c T^{b_2} T^a}{(p_- + q_{2-}) q_{2-}} + \frac{T^{b_1} T^{b_2} T^c T^a}{(p_- + q_{2-}) p_-} \right) + (q_1 \leftrightarrow q_2, b_1 \leftrightarrow b_2) \\ &= -ig^2 n_\mu^- q_\perp^2 \text{Tr} \left(\frac{1}{p_- q_{2-}} (T^c T^{b_1} T^{b_2} T^a + T^{b_2} T^{b_1} T^c T^a) \right. \\ & \left. + \frac{1}{p_- q_{1-}} (T^{b_1} T^{b_2} T^c T^a + T^c T^{b_2} T^{b_1} T^a) + \frac{1}{q_{1-} q_{2-}} (T^{b_1} T^c T^{b_2} T^a + T^{b_2} T^c T^{b_1} T^a) \right) . \end{aligned} \quad (23)$$

We have used: $q_{1-} + q_{2-} = -p_-$. Also using

$$\frac{1}{p_- q_{1-}} + \frac{1}{p_- q_{2-}} = -\frac{1}{q_{1-} q_{2-}}$$

and the cyclic symmetry under the trace we find

$$\begin{aligned}
V_4^{ind} &= -ig^2 n_\mu^- q_\perp^2 \text{Tr} \left(\frac{1}{p_- q_{2-}} ([T^c T^{b_1}] T^{b_2} T^a + T^{b_2} [T^{b_1} T^c] T^a) \right. \\
&\quad \left. + \frac{1}{p_- q_{1-}} (T^{b_1} [T^{b_2} T^c] T^a + [T^c T^{b_2}] T^{b_1} T^a) \right) \\
&= i \frac{g^2}{2} n_\mu^- q_\perp^2 \left(\frac{1}{p_- q_{2-}} f^{b_1 c d} f^{a b_2 d} + \frac{1}{p_- q_{1-}} f^{a b_1 d} f^{b_2 c d} \right). \tag{24}
\end{aligned}$$

To find the contribution from the quartic vertex we have only to introduce the indices \pm into the general expression and use the light-cone values of $g_{\mu\nu}$. We get (same as from the effective action)

$$V_4 = -i \frac{g^2}{4} n_\mu^+ (f^{b_1 c d} f^{a b_2 d} + f^{a b_1 d} f^{b_2 c d}). \tag{25}$$

So the total contribution from the diagram Fig. 2.4 is

$$V_4^{tot} = \frac{ig^2}{4} \left[f^{b_1 c d} f^{a b_2 d} \left(2 \frac{q_\perp^2 n_\mu^-}{p_- q_{2-}} - n_\mu^+ \right) + f^{a b_1 d} f^{b_2 c d} \left(2 \frac{q_\perp^2 n_\mu^-}{p_- q_{1-}} - n_\mu^+ \right) \right]. \tag{26}$$

In the gauge $V_+ = 0$ convolution of (26) with polarization vector (8) gives

$$ig^2 \frac{p \epsilon_\perp}{p_\perp^2} q_\perp^2 \left(\frac{1}{q_{2-}} f^{b_1 c d} f^{a b_2 d} + \frac{1}{q_{1-}} f^{b_1 a d} f^{c b_2 d} \right) \tag{27}$$

Note that only the induced vertex contribution remains, the contribution from the standard quartic vertex vanishes.

4 Diagrams Figs. 2.1 and 2.2

We pass to diagrams shown in Figs. 2.1 and 2.2. They only differ by the permutation of reggeons A_- , that is $q_1 \leftrightarrow q_2$, $b_1 \leftrightarrow b_2$. So we study only the first one. To write the expression we have to know vertexes reggeon \rightarrow reggeon+ gluon and reggeon-gluon-gluon.

The first (Lipatov) vertex is known and given by (7). It is instructive to see how it is derived from (11). In the momentum representation $A_+ \rightarrow (-iq, a)$, $A_- \rightarrow (iq_2, b)$ and $V \rightarrow (ik, d, \sigma)$. Factors: $(-i)^3$ from the fields, $(-i)$ from derivatives and $i/2$ from the commutator and trace. We get for the standard vertex:

$$\begin{aligned}
&\frac{(-i)^4 i g i}{2} \left(-q_{2\sigma}^\perp f^{d a b_2} + q_{2\sigma}^\perp f^{d b_2 a} + \frac{1}{2} n_\sigma^- (-k_+) f^{b_2 a d} + \frac{1}{2} n_\sigma^+ (-k_-) f^{a b_2 d} \right) \\
&= \frac{g}{2} f^{a b_2 d} \left(q_{2\sigma}^\perp + q_\sigma^\perp - \frac{1}{2} n_\sigma^- k_+ + \frac{1}{2} n_\sigma^+ k_- \right) \\
&= \frac{g}{2} f^{a b_2 d} \left(q_{2\sigma}^\perp + q_\sigma^\perp - \frac{1}{2} n_\sigma^- q_+ - \frac{1}{2} n_\sigma^+ q_{2-} \right) = \frac{g}{2} f^{a b_2 d} \left((q + q_2)_\sigma - n_\sigma^- q_+ - n_\sigma^+ q_{2-} \right). \tag{28}
\end{aligned}$$

This coincides with the expression for the standard triple vertex $gf^{db_2a}\gamma_{\sigma+-}(k, q_2)$. Now the induced vertex ($\partial_+^{-1}A_+ \rightarrow i/q_+$, $\partial_-^{-1}A_- \rightarrow -i/q_{2-}$)

$$-\frac{1}{2}(-i)^4 i g i \left(-\frac{1}{q_+} n_\sigma^+ f^{dab_2}(-q_{2\perp}^2) + \frac{1}{q_{2-}} n_\sigma^- f^{db_2a}(-q_{2\perp}^2) \right) = \frac{1}{2} g f^{ab_2d} \left(\frac{q_2^2}{q_+} n_\sigma^+ + \frac{q_2^2}{q_{2-}} n_\sigma^- \right). \quad (29)$$

The full vertex is then given by (7). It has to be transversal. Indeed convolution with $k_\sigma = (q - q_2)_\sigma$ gives

$$(q - q_2)_\sigma (q + q_2)_\sigma + \left(\frac{q_2^2}{q_+} - q_{2-} \right) q_+ + \left(\frac{q_2^2}{q_{2-}} - q_+ \right) (-q_{2-}) = q^2 - q_2^2 + q_2^2 - q_2^2 - q_{2-} q_+ + q_+ q_{2-} = 0 \quad (30)$$

Further simplification is possible in the gauge $V_+ = 0$: then terms with n_μ^+ go and the vertex acquires the form (9).

To calculate diagram Fig. 2.1 we finally need the vertex gluon \rightarrow reggeon + gluon (Fig. 1.2). The relevant terms in the effective action are (14). Using the kinematical relation $k = p + q_1$, which leads to $p - 2k = -p - 2q_1$, $k - 2p = q_1 - p$ and $k_+ = p_+$, we find from (15) and (16) the total vertex as

$$\frac{g f^{b_1cd}}{2} \left(-2p_+ g_{\mu\sigma} + (p + 2q_1)_\mu n_\sigma^+ + (p - q_1)_\sigma n_\mu^+ + \frac{q_1^2}{p_+} n_\mu^+ n_\sigma^+ \right). \quad (31)$$

Diagram Fig. 2.1 is obtained by convoluting this vertex with the vertex AAV and the gluon propagator $-ig_{\sigma\sigma'}\delta_{dd'}/k^2$. We find

$$\begin{aligned} & \frac{-ig^2 f^{b_1cd} f^{ab_2d}}{4k^2} \left(-2p_+ g_{\mu\sigma} + (p + 2q_1)_\mu n_\sigma^+ + (p - q_1)_\sigma n_\mu^+ + \frac{q_1^2}{p_+} n_\mu^+ n_\sigma^+ \right) \\ & \quad \left[q_\sigma + q_{2\sigma} + \left(\frac{q_2^2}{q_+} - q_{2-} \right) n_\sigma^+ + \left(\frac{q_2^2}{q_{2-}} - q_+ \right) n_\sigma^- \right] \\ = & \frac{-ig^2 f^{b_1cd} f^{ab_2d}}{4k^2} \left[q_+ (-2q - 2q_2 + p + 2q_1)_\mu + ((q + q_2)(p - q_1) + q_1^2) n_\mu^+ + \left(\frac{q_2^2}{q_+} - q_{2-} \right) (-q_+) n_\mu^+ + \right. \\ & \quad \left. \left(\frac{q_2^2}{q_{2-}} - q_+ \right) \left(-2q_+ n_\mu^- + 2(p + 2q_1)_\mu + (p_- - q_{1-} + 2\frac{q_1^2}{q_+}) n_\mu^+ \right) \right]. \quad (32) \end{aligned}$$

Diagram Fig. 2.2. is obtained by the interchange of reggeons 1 and 2.

4.1 Total vertex

The total vertex is given by the sum of diagrams corresponding to Figs. 2.1, 2.2 and 2.4 (since the contribution of Fig. 2.3 is zero) The sum of diagrams Fig. 2. 1+2+4 is found to be transversal (convolution with p_μ is zero) as it should be.

To find the transition amplitude we have to convolute the sum of diagrams Fig. 2.1+2+4 with the polarization vector $\epsilon_\mu^*(p)$ and divide by i . In the gauge $V_+ = 0$ we have

$$\epsilon_\mu(p) = \epsilon_\mu^\perp - \frac{(p\epsilon_\perp)}{p^+} n_\mu^+. \quad (33)$$

It satisfies

$$\epsilon p = 0, \quad \epsilon_+ = 0, \quad \epsilon_- = -\frac{2(p\epsilon_\perp)}{p_+} \quad (34)$$

on the mass shell $p^2 = 0$. The result of the convolution is

$$\begin{aligned} & g^2 \frac{f^{b_1cd} f^{ab_2d}}{(q-q_2)^2} \left[q_+(q\epsilon_\perp^*) + \frac{q^2}{q_{2-}} \left(-(q-q_2)\epsilon_\perp^* + \frac{(q-q_2)^2}{p_\perp^2} (p\epsilon_\perp^*) \right) \right] \\ & + g^2 \frac{f^{b_2cd} f^{ab_1d}}{(q-q_1)^2} \left[q_+(q\epsilon_\perp^*) + \frac{q^2}{q_{1-}} \left(-(q-q_1)\epsilon_\perp^* + \frac{(q-q_1)^2}{p_\perp^2} (p\epsilon_\perp^*) \right) \right] \end{aligned} \quad (35)$$

If we denote:

$$u_1 = q - q_1, \quad u_2 = q - q_2, \quad F_1 = f^{b_2cd} f^{ab_1d}, \quad F_2 = f^{b_1cd} f^{ab_2d} \quad (36)$$

Then (35) can be rewritten as

$$g^2 F_1 \left(\frac{q_+}{u_1^2} (q\epsilon_\perp^*) + \frac{q^2}{u_1^2 u_{1-}} (u_1 \epsilon_\perp^*) - \frac{q^2}{u_{1-} p_\perp^2} (p\epsilon_\perp^*) \right) + g^2 F_2 \left(\frac{q_+}{u_2^2} (q\epsilon_\perp^*) + \frac{q^2}{u_2^2 u_{2-}} (u_2 \epsilon_\perp^*) - \frac{q^2}{u_{2-} p_\perp^2} (p\epsilon_\perp^*) \right) \quad (37)$$

5 The diffractive amplitude

The obtained R→RRP vertex (35) has a 4-dimensional form. To reduce it to the transverse vertex we have to study a concrete amplitude which involves this vertex. We choose the simplest amplitude possible: production of a real gluon in collision of two quarks, the target quark interacting with the two final reggeized gluons in the colourless state (Fig. 3). This is a simplified part of the diffractive process studied in [13], where the projectile was taken to be a quark loop. Note that there are additional diagrams for this process which involve two reggeon exchange between projectile and target with the gluon emitted by the Lipatov vertex (Fig.4). However as we shall presently see (and as is known) for them integration over longitudinal variables in the loop presents no difficulties, so that all the problem is concentrated in the diagram with the found R→RRP vertex.

5.1 Two-reggeon exchange

To write the expression for the contribution of two-reggeon exchange (Fig. 4) we have to know the impact factors. For colliding quarks they are trivial. Let the projectile and target initial momenta be k and l respectively, with $k_- = l_+ = k_\perp = l_\perp = 0$. Then, say, for the projectile we find the part of the diagram coupled to the reggeons as

$$\frac{1}{(k-q_1)^2 + i0} u' t^{a_2} \gamma_{\mu_2} (\hat{k} - \hat{q}_1) \gamma_{\mu_1} t^{a_1} u. \quad (38)$$

In the BFKL kinematics, as is well-known, we can substitute ¹

$$\gamma_\mu \rightarrow \frac{\hat{l}}{l_-} \quad (39)$$

¹In this section we use the normalization $ab = a_+ b_- + a_- b_+ + (ab)_\perp$

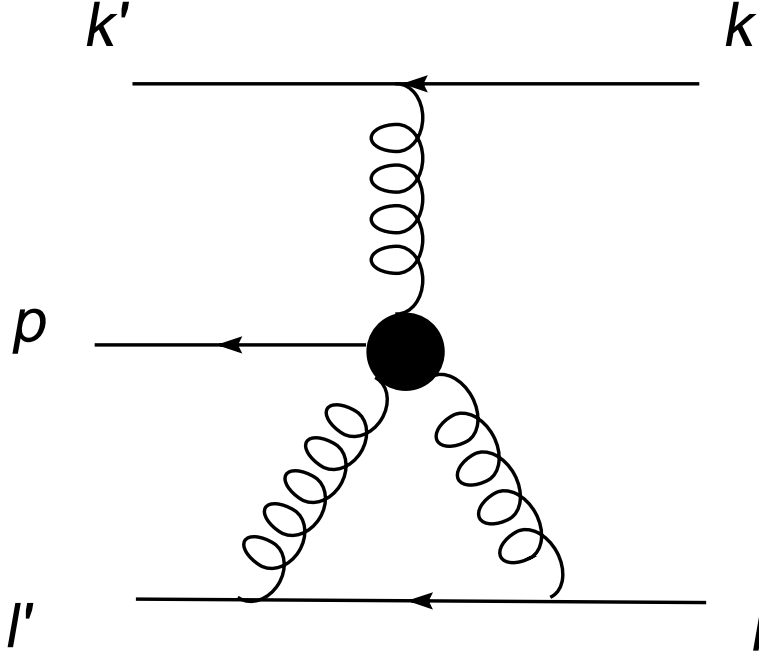


Figure 3: The diffractive diagram with a R→RPP vertex

where l is the initial momentum of the target. The spin matrix element which results is

$$u' \hat{l} \hat{k} l u = 4(kl)^2 \quad (40)$$

where we neglected q_{1+} and q_{2+} as compared with k_+ in our kinematics. With a similar calculation for the target we find the overall factor coupled to the vertex in Fig. 4.1 as

$$\frac{16(kl)^2}{(k - q_1)^2 (l + q_1)^2} u' t^{a_2} t^{a_1} u \cdot w' t^{b_2} t^{b_1} w \quad (41)$$

where u, u' and w, w' are the initial and final colour wave functions of the projectile and target. In the crossed diagram Fig. 4.2 the projectile plus target factor is

$$\frac{16(kl)^2}{(k - q_1)^2 (l' - q_1)^2} u' t^{a_2} t^{a_1} u \cdot w' t^{b_1} t^{b_2} w \quad (42)$$

The impact factors for diagrams of Fig.4.3 and Fig 4.4 have a similar structure with the substitution $q_1 \rightarrow -q_2$ and $k, \leftrightarrow k', l'$

The overall colour factor is obtained by the convolution of colour factors from impact factors and the vertex. We have also to take into account the projector onto the colourless state of the reggeons coupled to the target, which is proportional to $\delta_{b_1 b_2}$. Combining these factors we find the colour operator acting on the projectile quark for the diagrams Fig. 4.1 and 4.2 as

$$Q^c = f^{a_2 c a_1} t^{a_2} t^{a_1} \quad (43)$$

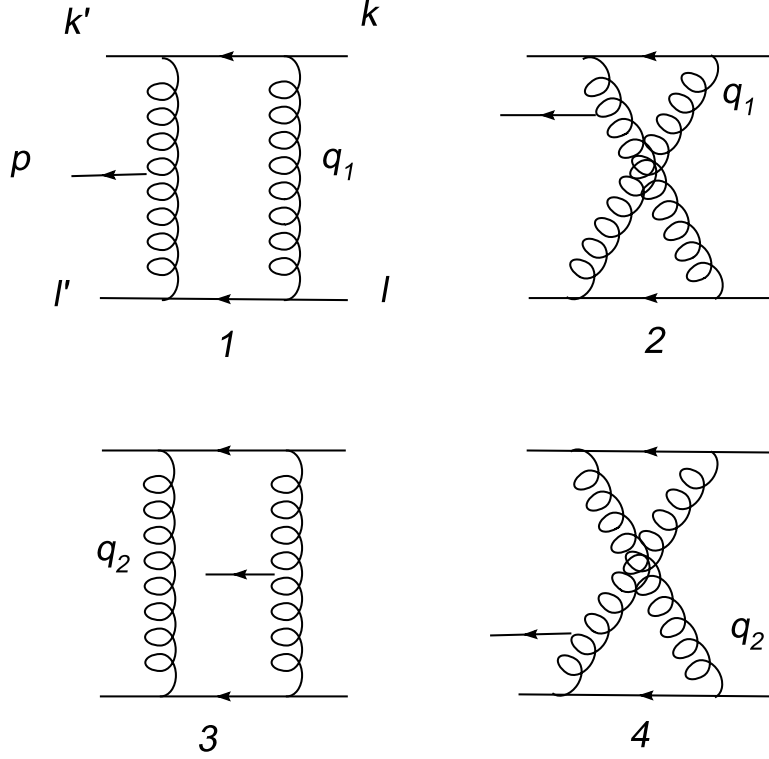


Figure 4: Diffractive diagrams with two-reggeized-gluon exchange

and $-Q^c$ for the diagrams Fig.4.3 and Fig. 4.4. The colour operator acting on the target quark is naturally a unit operator.

Now we pass to the longitudinal integrations in the diagrams of Fig. 4. We start from the diagram Fig. 4.1 and integrate over q_{1+} . The two denominators are

$$[2q_{1-}(q_{1+} - k_+) + q_{1\perp}^2 + i0][2q_{1+}(l_- + q_{1-}) + q_{1\perp}^2 + i0]. \quad (44)$$

A non-zero result is obtained only when the two poles in q_{1+} are on the opposite sides from the real axis. This limits the integration over q_{1-} :

$$-l_- < q_{1-} < 0. \quad (45)$$

Denoting the expression for the part of the diagram depending on the longitudinal momenta (the inverse of (44)) as D_1 and taking the residue we find

$$\int \frac{dq_{1+}}{2\pi i} D_1 = \frac{1}{4k_+q_{1-}^2 + 4k_+l_-q_{1-} - 2l_-q_{1\perp}^2}. \quad (46)$$

Subsequent integration in q_{1-} in the interval $-l_- < q_{1-} < 0$ gives

$$\int_{-l_-}^0 dq_{1-} \int \frac{dq_{1+}}{2\pi i} D_1 = \frac{1}{2(kl)} \left(\ln \frac{|q_{1\perp}^2|}{2(kl)} + \pi i \right). \quad (47)$$

Of course the imaginary part could be immediately found by Cutkoski rules.

In the crossed diagram Fig. 4.2 the second denominator in (44) is changed to

$$-2(q_{1+} - l'_+)(l'_- - q_{1-}) + (l' - q_1)_\perp^2 + i0. \quad (48)$$

Now a non-zero result is obtained for $0 < q_{1-} < l'_- \simeq l_-$. Taking the residue in q_{1+} at the same pole as before we find

$$\int \frac{dq_{1+}}{2\pi i} D_2 = -\frac{1}{4k_+q_{1-}^2 - 4k_+l_-q_{1-} + 2l_-q_{1\perp}^2} \quad (49)$$

and the subsequent integration over q_{1-} gives

$$\int_0^{l_-} dq_{1-} \int \frac{dq_{1+}}{2\pi i} D_2 = -\frac{1}{2(kl)} \ln \frac{|q_{1\perp}^2|}{2(kl)}. \quad (50)$$

Naturally the crossed diagram contains no imaginary part. In the sum the real parts cancel and the final result is

$$\int \frac{dq_{1+}dq_{1-}}{2\pi i} (D_1 + D_2) = \frac{\pi i}{2(kl)} \quad (51)$$

Together with the color factor and factors depending on the transverse momenta this gives the amplitude

$$f^{a_2ca_1} u' t^{a_2} t^{a_1} u \cdot 4(kl) \frac{1}{q_{1\perp}^2 q_{2\perp}^2} \left(\frac{(q\epsilon)_\perp}{q_\perp^2} - \frac{(p\epsilon)_\perp}{p_\perp^2} \right), \quad q_2 = q - p - q_1. \quad (52)$$

This is the standard form for the amplitude described by Figs 4.1 and 2 in the transverse momentum space (see e.g. [13]).

Note that the same result is obtained if one passes from variables q_{1+} and q_{2-} to energies squared $s_1 = (k - q_1)^2$ and $s_2 = (l + q_1)^2$ for the upper and lower quark-reggeon amplitudes in Fig. 4.1 and deforms the Feynman contours of integration to pass around the unitarity cuts at $s_{1,2} \geq 0$. The contribution from the intermediate quark states at $s_1 = s_2 = 0$ will give directly (50).

Diagrams of Fig. 4.3 and Fig. 4.4 are calculated in the same manner and after integration over the longitudinal variables reduce to the standard formulas in terms of the transverse variables.

5.2 Contribution from the $\mathbf{R} \rightarrow \mathbf{RRP}$ vertex

The two terms in the vertex (35) which differ by the permutation $1 \leftrightarrow 2$ evidently give the same contribution after integration over the loop momentum and summation over colour indices. So it is sufficient to study only one of them. To use the previous results we choose the second term. The colour operator applied to the projectile quark is given by

$$f^{b_2cd} f^{ab_1d} \delta_{b_1b_2} t^a = -N_c t^a \delta_{ac} \quad (53)$$

and is common for the three terms in the second part of (35).

The first term in this second part, proportional to $(q\epsilon)_\perp$ has the denominators in the direct and crossed terms which are obtained from (44) and (48) by changing $k \rightarrow q$. So the first denominator becomes

$$2q_{1-}(q_{1+} - q_+) + (q - q_1)_\perp^2 + i0 \quad (54)$$

Obviously after integration we shall get the same formulas (47) and (50) in which we have to substitute (ql) instead of (kl) and $(q - q_1)_\perp^2$ instead of $q_{1\perp}^2$. The real parts again cancel and the result will be given by

$$\int \frac{dq_{1+}dq_{1-}}{2\pi i}(D_1 + D_2) = \frac{\pi i}{2(q_l)} \quad (55)$$

where D 's refer only to the parts coming from the two propagators in the direct and crossed terms. This has to be multiplied by the colour factor and momentum factors coming from the two impact factors. The latter for the target is given by an expression similar to (38) and for the projectile is just $2k_+$. Taking into account the rest of the factors we finally have the complete contribution from the first term in the second part of (35) as

$$\int \frac{dq_{1+}dq_{1-}}{2\pi i} T_1 = 4\pi i(pl)\delta_{ac}u't^a u \cdot \frac{1}{q_{1\perp}^2 q_{2\perp}^2} \frac{q\epsilon_\perp}{q_\perp^2} \quad (56)$$

This coincides with the first term in the contribution from the Bartels vertex to the diffractive amplitude.

As in the previous calculation of the two-reggeon exchange the same result is obtained if one similarly introduces energies squared $s_1 = (q - q_1)^2$ and $s_2 = (l + q_1)^2$ for the amplitudes $R+R \rightarrow P+R$ and $q+R \rightarrow q+R$ and then deforms the Feynman integration contour to close on the unitarity cuts of both amplitudes. The contribution from the intermediate quark+gluon state will immediately give (55).

The situation with the second term is a bit more complicated. In both the direct and crossed term an extra factor $1/q_{1-}$ appears. The integration over q_{1+} is done exactly as before. However the subsequent integration over q_{1-} cannot be done separately for the direct and crossed term because of the singularity at $q_{1-} = 0$. However in their sum this singularity cancels and integration becomes trivial. In fact after the integration over q_{1+} we find the integral over q_{1-} :

$$\begin{aligned} \int_{-l_-}^0 \frac{dq_{1-}}{q_{1-}} \int \frac{dq_{1+}}{2\pi i} D_1 &= \int_{-l_-}^0 \frac{dq_{1-}}{q_{1-}} \frac{1}{4k_+q_{1-}^2 + 4k_+l_-q_{1-} - 2l_-(q - q_1)_\perp^2} \\ &= - \int_0^{l_-} \frac{dq_{1-}}{q_{1-}} \frac{1}{4k_+q_{1-}^2 - 4k_+l_-q_{1-} - 2l_-(q - q_1)_\perp^2}, \end{aligned} \quad (57)$$

whereas the corresponding integral of the crossed term is

$$\int_0^{l_-} \frac{dq_{1-}}{q_{1-}} \int \frac{dq_{1+}}{2\pi i} D_2 = - \int_0^{l_-} \frac{dq_{1-}}{q_{1-}} \frac{1}{4k_+q_{1-}^2 - 4k_+l_-q_{1-} + 2l_-(q - q_1)_\perp^2} \quad (58)$$

The sum of (57) and (58) is regular at $q_{1-} = 0$. So integration of this sum can be done directly. The resulting real part again vanishes and one finds

$$\int \frac{dq_{1+}dq_{1-}}{2\pi i q_{1-}} (D_1 + D_2) = - \frac{\pi i}{2l_-(q - q_1)_\perp^2} \quad (59)$$

Adding all the rest factors we get for the second term in the second part of (35)

$$\int \frac{dq_{1+}dq_{1-}}{2\pi i} T_2 = -4\pi i (pl) \delta_{ac} u' t^a u \cdot \frac{1}{q_{1\perp}^2 q_{2\perp}^2} \frac{(q - q_1) \epsilon_{\perp}}{(q - q_1)_{\perp}^2} \quad (60)$$

This gives the second part of the contribution corresponding to the Bartels vertex.

Note that if one tries to use here the same simplified method of integration over energies of the $R+R \rightarrow R+P$ and $q+R \rightarrow q+P$ amplitudes closing the contour around the unitarity cuts, then one encounters the singularity at $q_{1-} = 0$ with an unknown way of integration around it. If one just neglects this singularity, that is takes into account only the unitarity contribution to the discontinuities of the amplitudes, then one gets a result which is twice larger than (59) and so incorrect.

We are left with the third term in the second part of (35) with a structure which has no counterpart in the Bartels vertex. For the 4 dimensional and 2-dimensional pictures to coincide this contribution has to disappear.

The only denominator in the direct term is

$$(l + q_1)^2 + i0 = 2q_{1+}(l_- + q_{1-}) + q_{1\perp}^2 + i0. \quad (61)$$

Obviously the integral over q_{1+} is divergent and can be studied only for the sum of this direct and crossed term. For the latter the denominator is

$$(l' - q_1)^2 + i0 = -2(q_{1+} - l'_+)(l'_- - q_{1-}) + (l' - q_1)_{\perp}^2 + i0. \quad (62)$$

In the integrand at large q_{1+} we find a sum

$$\frac{1}{2q_{1+}(l_- + q_{1-})} - \frac{1}{2q_{1+}(l'_- - q_{1-})} \quad (63)$$

Since $l' = l + q - p$ we have $l'_- - q_{1-} = l_- + q_- - p_- - q_{1-} \simeq l_- - p_- - q_{1-}$ and is generally not equal to $l_- + q_{1-}$. Therefore at $q_{1+} \rightarrow \infty$ the sum does not generally go to zero faster than $1/q_{1+}$, so that integration over q_{1+} remains divergent even after summing the direct and crossed terms.

The only possibility to give some sense to this integration is to assume that in the target denominator one may neglect minus components of all momenta except for the incoming target momentum l_- . This means that in (61) and (62) we take $l'_- = l_-$ and $q_{1-} = 0$. Then integration over q_{1+} becomes convergent and since the poles of the two terms lie at opposite sides from the real axis, gives a non-zero result, which does not depend on the value of q_{1-} . After that we find the integral over q_{1-} of the form

$$\int_{-\infty}^{\infty} \frac{dq_{1-}}{q_{1-}} \quad (64)$$

The only possibility to give some sense to it is to assume that it should be taken as a principal value integral. Then it is equal to zero and the third term in (35) disappears indeed.

As a result we find that the longitudinal integration of the 4-dimensional vertex found by the effective action technique requires certain caution. One finds a piece, for which a strict

integration is divergent. To overcome this difficulty one has to neglect the small minus components in the target impact factor (and then do the q_{1+} integration in the trival manner closing the contour around the unitarity cut of the reggeon-target amplitude) and afterwards do the remaining q_{1-} integration by the principal value recipe. This result has been found only for the diffractive amplitude. It remains an open question if it has a wider validity and applies also to other cases, which correspond to double and single cuts of the general triple pomeron amplitude.

6 Conclusions

The Lipatov effective action has demonstrated its advantage for the construction of vertexes for production of more than one particle from the reggeized gluon, which are necessary for the calculation of next-to-leading corrections to the BFKL pomeron [16]. We have applied the rules of the Lipatov effective action to construct the vertex in which a reggeon passes into two reggeons emitting a gluon. This vertex allows to study processes in which the number of reggeized gluons changes. As expected, the effective action allows to build this vertex almost automatically, in contrast to earlier derivations, in which this required a considerable effort. However the obtained vertex is found in the 4-dimensional form and formally contains singularities in the longitudinal variables.

Its reduction to the pure transverse form meets with some difficulties, related to these singularities. In the diagram with an intermediate gluon this singularity requires to do the longitudinal integration preserving the dependence of the target impact factor on small longitudinal momenta. As a result the mentioned singularity disappears. In the diagram with pointlike vertex, on the contrary, small longitudinal momenta are to be neglected in the target impact factor. Then the remaining singularity has to be integrated over by the principal value recipe. After that one finally obtains the same transverse vertex, as found earlier by direct methods.

The fact that one has to apply different rules to treat different contributions certainly leaves a certain feeling of uneasiness. We hope that the only contributions which require special treatment are those with pointlike emission, which seem to have been dropped from the start in previous derivations using either dispersion approach or the dominance of large nuclear distances. If this is so then the use of the effective action preserves its unversality except for these exceptional cases. To verify this one has to study more complicated processes involving the found vertex, such as double scattering off a colorless target. This study is now in progress.

7 Acknowledgements

The authors have benefited from constructive discussions with J.Bartels, L.Lipatov and G.P.Vacca, whose comments they highly appreciate. M.A.B. is thankful to Hamburg University for hospitality and financial support. This work has also been supported by grants RNP 2.1.1.1112 and RFFI 06-02-16115a of Russia.

References

- [1] L.N.Lipatov, Sov. J. Nucl. Phys. **23** (1976) 338; E.A.Kuraev, L.N.Lipatov and V.S.Fadin, Sov. Phys. JETP **45** (1977) 199; I.I.Balitsky and L.N.Lipatov, Sov. J. Nucl. Phys. **28** (1978) 822.
- [2] J.Bartels, Nucl. Phys. **B175** (1980) 365.
- [3] A.H.Mueller and B.Patel, Nucl. Phys. **B 425** (1994) 471.
- [4] M.A.Braun and G.P.Vacca, Eur. Phys. J. **C 6** (1999) 147
- [5] I.Balitsky, Nucl. Phys. **B 437** (1996) 99.
- [6] Yu.V.Kovchegov, Phys. Rev **D 60** (1999) 034008; **D 61** (2000) 074018.
- [7] M.A.Braun, Eur. Phys. J. **C 16** (2000) 337.
- [8] M.A.Braun, Phys. Lett. **B 483** (2000) 115.
- [9] M.A.Braun, Eur. Phys. J. **C 48** (2006) 511.
- [10] J.-P. Blaizot, E.Iancu, K.Itakura, D.N.Triantafyllopoulos, Phys. Lett. **B 615** (2005) 221.
- [11] L.N.Lipatov, Phys. Rep. **286** (1997) 131.
- [12] E.N.Antonov, L.N.Lipatov, E.A.Kuraev and I.O. Cherednikov, hep-ph/0411185
- [13] J.Bartels and M.Wuesthoff, Z.Phys. **C 66** (1995) 157.
- [14] R.Baier, Yu.L.Dokshitzer, A.H.Mueller, S.Peigne and D.Schiff, hep-ph/9607355
- [15] M.A.Braun, Eur. Phys. J. **C 6** (1999) 321.
- [16] L.N.Lipatov and V.S.Fadin, Phys. Lett. **429** (1998) 127.