

# Off mass shell effects in associated production of the top quark pair and Higgs boson at a linear collider<sup>1</sup>

Karol Kołodziej<sup>2</sup> and Szymon Szczypiński<sup>3</sup>

*Institute of Physics, University of Silesia  
ul. Uniwersytecka 4, PL-40007 Katowice, Poland*

## Abstract

We discuss effects related to the fact that the final state particles of a reaction  $e^+e^- \rightarrow t\bar{t}H$  are actually produced and they decay off mass shell. For the intermediate mass Higgs boson, which decays preferably into a  $b\bar{b}$ -quark pair, the reaction will be observed through reactions with 8 fermions in the final state. Such reactions, already in the lowest order of the standard model, receive contributions typically from a few dozen thousands of the Feynman diagrams, the vast majority of which constitute background to the signal of associated production of the top quark pair and Higgs boson. In order to illustrate pure off mass shell effects we neglect the background contributions and compare the ‘signal’ cross section with the cross section in the narrow width approximation for  $e^+e^- \rightarrow bu\bar{d}\bar{b}\mu^-\bar{\nu}_\mu b\bar{b}$ , which is one of possible detection channels of the associated production of the top quark pair and Higgs boson at a linear collider.

---

<sup>1</sup>Work supported in part by the Polish State Committee for Scientific Research in years 2006–2008

<sup>2</sup>E-mail: kolodzie@us.edu.pl

<sup>3</sup>E-mail: simon@server.phys.us.edu.pl

# 1 INTRODUCTION

If the Higgs boson exists in Nature then it will be most probably discovered at the Large Hadron Collider, but the accurate study of its production and decay properties, which is crucial for verification of electroweak (EW) symmetry breaking mechanism, can be best performed in a clean environment of  $e^+e^-$  collisions at the future International Linear Collider (ILC) [1]. The study would be of the utmost importance for establishment of the Standard Model (SM) or possibly some of its extensions as, *e.g.* the minimal supersymmetric SM (MSSM) or some of more general supersymmetric models as the theory of the EW interactions. The Higgs boson mass  $m_H$  can be constrained in the framework of SM by the virtual effects it has on precision EW observables. Global fits to all precision EW data [2] give a central value of  $m_H = 114^{+56}_{-40}$  GeV and an upper limit of 241 GeV, both at 95% CL, in agreement with combined results on the direct searches for the Higgs boson at LEP that lead to a lower limit of 114.4 GeV at 95% CL [3]. These constraints indicate the mass range where the SM Higgs boson should be searched for.

If the Higgs boson mass is below the top quark pair threshold,  $m_H < 2m_t$ , then the Higgs Yukawa coupling to the top quark  $g_{ttH}$  can be directly determined in the process of associated production of the top quark pair and Higgs boson [4]

$$e^+e^- \rightarrow t\bar{t}H. \quad (1)$$

The lowest order SM Feynman diagrams of reaction (1), with the neglect of the scalar boson couplings to electrons, are shown in Fig. 1. As the contribution of the Higgs boson emission off

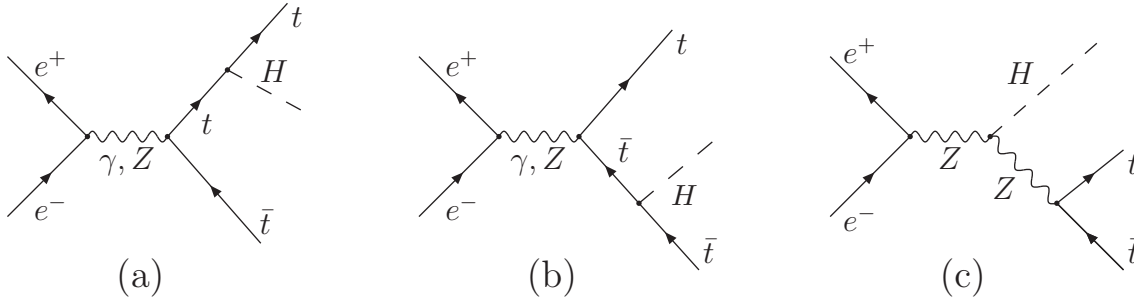


Figure 1: Feynman diagrams of reaction (1) to the lowest order of SM with the neglect of the scalar boson couplings to electrons.

the virtual Z-boson line, which is represented by the diagram in Fig. 1c, is small with respect to the Higgsstrahlung off the top quark line illustrated in Fig. 1a and 1b, the SM lowest order cross section of reaction (1) becomes practically proportional to  $g_{ttH}^2$ . This fact makes reaction (1) so sensitive to the Higgs Yukawa coupling to the top quark. Because of its numerical value close to 1, precise determination of  $g_{ttH}$  may play an indispensable role in our understanding of the whole mass generation mechanism of SM.

Because of their large decay widths, the  $t$ - and  $\bar{t}$ -quark of reaction (1) almost immediately decay into  $bW^+$  and  $\bar{b}W^-$ , respectively, the  $W$ -bosons subsequently decay into 2 fermions

each and the Higgs boson, if it is lighter than 140 GeV, decays dominantly into a  $b\bar{b}$ -quark pair. Thus reaction (1) will be actually detected at the ILC as a reaction of the form

$$e^+e^- \rightarrow bf_1\bar{f}_1\bar{b}f_2\bar{f}_2\bar{b}\bar{b}, \quad (2)$$

where  $f_1, f_2 = \nu_e, \nu_\mu, \nu_\tau, u, c$  and  $\bar{f}_1, \bar{f}_2 = e^-, \mu^-, \tau^-, d, s$ . The three possible detection channels of (2), which correspond to the decay modes of the  $W$ -bosons resulting from decays of the  $t$ - and  $\bar{t}$ -quark in the ‘signal’ diagrams of reaction (1), are

1. hadronic channel: eight jets (38 %),
2. semileptonic channel: lepton and six jets (37 %),
3. leptonic channel: two leptons and four jets (25 %).

Except for in [4], reaction (1) has been extensively studied in literature. The QCD radiative corrections to (1) were calculated in [5],  $\mathcal{O}(\alpha)$  EW corrections were calculated in [6] and full  $\mathcal{O}(\alpha)$  EW and  $\mathcal{O}(\alpha_s)$  QCD corrections were studied in [7]. In [8], process (1) was considered in the kinematic region where the Higgs boson energy is close to its maximal energy and hence the next-to-leading-logarithmic corrections to the Higgs boson energy distribution can be computed within the nonrelativistic effective theory. Processes of the form  $e^+e^- \rightarrow b\bar{b}b\bar{b}W^+W^- \rightarrow b\bar{b}b\bar{b}l^\pm\nu_l q\bar{q}'$  accounting for the signal of associated Higgs boson and top quark pair production, as well as several irreducible background reactions, were studied in [9] and EW contributions to the leptonic and semileptonic reactions (2) have been computed in [10]. Moreover, feasibility of the measurement of the Higgs-top Yukawa coupling at the ILC in reaction (1) was discussed in [11].

Reactions (2), with 8 fermions in the final state, receive contributions typically from a few dozen thousands of the Feynman diagrams already in the lowest order of SM. Most of the diagrams constitute the ‘non signal’ background to the reaction of the associated on shell top quark pair and Higgs boson production and their subsequent decay

$$e^+e^- \rightarrow t\bar{t}H \rightarrow bf_1\bar{f}_1\bar{b}f_2\bar{f}_2\bar{b}\bar{b}, \quad (3)$$

with the same final state as that of (2).

In the present note, we will look into pure off shell effects that are related to the fact that  $t, \bar{t}$  and  $H$  of (3) are actually produced and they decay as off mass shell particles. To illustrate these effects, we will calculate the cross section of one selected reaction (2) while keeping only the ‘signal’ Feynman diagrams and compare it with the cross in the narrow width approximation (NWA) for the top, antitop and Higgs in the energy range that could be relevant for the ILC. We will also check whether or not the off shell effects change the prediction of [4] that the cross section of (1) is dominated by the Higgs boson emission off  $t$  and  $\bar{t}$ . We realize that neglecting an overwhelming number of the ‘non signal’ Feynman diagrams may be too crude an approximation, in particular in the energy range not far above the  $t\bar{t}H$  threshold. However, our simplified approach has the advantage that it fully takes into account spin correlations that are of great importance in the context of top quark physics [12]. Taking into account the spin correlations would in particular increase the sensitivity to new physics effects, such as an anomalous  $Wtb$  couplings [13], especially if the beam polarization is provided at the ILC.

## 2 OUTLINE OF THE CALCULATION

We will concentrate on one selected semileptonic channel of reaction (2), namely

$$e^+(p_1) e^-(p_2) \rightarrow b(p_3) u(p_4) \bar{d}(p_5) \bar{b}(p_6) \mu^-(p_7) \bar{\nu}_\mu(p_8) b(p_9) \bar{b}(p_{10}), \quad (4)$$

where the particle four momenta have been indicated in parentheses. In the unitary gauge, reaction (4) receives contributions from 56550 Feynman diagrams already in the lowest order of SM. The corresponding amplitudes can be generated with a Fortran 90 program **carlomat** written by one of the present authors [14]. If we neglect the Higgs boson couplings to fermions lighter than a  $b$ -quark then the number of diagrams is reduced to 26816. However, as already stated in Section 1, in order to illustrate the size of the pure off mass shell effect we will restrict ourselves to the lowest order ‘signal’ Feynman diagrams shown in Fig. 2. The corresponding

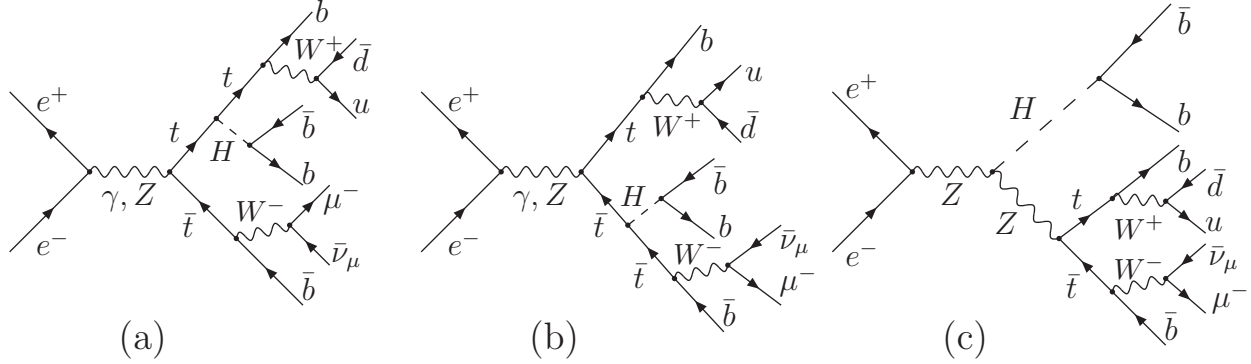


Figure 2: ‘Signal’ Feynman diagrams of reaction (4).

amplitudes are calculated with the helicity amplitude method that had been described in detail in [15] and computed with the use of program libraries described in [16].

With that restricted numbers of amplitudes, the actual challenge of the computation of the total cross section of (4) is a right choice of parametrization of the 20-fold phase space integral which should lead to reliable results without using vast numbers of calls to the integrand. The 3 different phase space parametrizations which we use are the following

$$\begin{aligned} d^{20}Lips &= (2\pi)^{-20} dPS_2(s, s_{345910}, s_{678}) dPS_2(s_{345910}, s_{345}, s_{910}) dPS_2(s_{345}, m_3^2, s_{45}) \\ &\times dPS_2(s_{678}, m_6^2, s_{78}) dPS_2(s_{45}, m_4^2, m_5^2) dPS_2(s_{78}, m_7^2, m_8^2) \\ &\times dPS_2(s_{910}, m_9^2, m_{10}^2) ds_{345910} ds_{678} ds_{345} ds_{45} ds_{78} ds_{910}, \end{aligned} \quad (5)$$

$$\begin{aligned} d^{20}Lips &= (2\pi)^{-20} dPS_2(s, s_{345}, s_{678910}) dPS_2(s_{345}, m_3^2, s_{45}) dPS_2(s_{45}, m_4^2, m_5^2) \\ &\times dPS_2(s_{678910}, s_{678}, s_{910}) dPS_2(s_{678}, m_6^2, s_{78}) dPS_2(s_{78}, m_7^2, m_8^2) \\ &\times dPS_2(s_{910}, m_9^2, m_{10}^2) ds_{345} ds_{678910} ds_{45} ds_{678} ds_{78} ds_{910}, \end{aligned} \quad (6)$$

$$\begin{aligned} d^{20}Lips &= (2\pi)^{-20} dPS_2(s, s_{345678}, s_{910}) dPS_2(s_{345678}, s_{345}, s_{678}) dPS_2(s_{345}, m_3^2, s_{45}) \\ &\times dPS_2(s_{45}, m_4^2, m_5^2) dPS_2(s_{678}, m_6^2, s_{78}) dPS_2(s_{78}, m_7^2, m_8^2) \\ &\times dPS_2(s_{910}, m_9^2, m_{10}^2) ds_{345678} ds_{345} ds_{678} ds_{45} ds_{78} ds_{910}. \end{aligned} \quad (7)$$

In Eqs. (5)–(7),  $s = (p_1 + p_2)^2$ ,  $s_{ij\dots} = (p_i + p_j + \dots)^2$ ,  $i, j = 3, \dots, 10$ , and  $dPS_2(q^2, q_1^2, q_2^2)$  is a two particle (subsystem) phase space element defined by

$$dPS_2(q^2, q_1^2, q_2^2) = \delta^{(4)}(q - q_1 - q_2) \frac{d^3q_1}{2E_1} \frac{d^3q_2}{2E_2} = \frac{|\vec{q}_1|}{4\sqrt{q^2}} d\Omega_1, \quad (8)$$

where  $\vec{q}_1$  is the momentum and  $\Omega_1$  is the solid angle of one of the particles (subsystems) in the relative centre of mass system,  $\vec{q}_1 + \vec{q}_2 = 0$ .

Parametrizations (5), (6) and (7) have been chosen in such a way that invariants  $s_{ij\dots}$  correspond to virtualities of propagators of the gauge bosons, Higgs boson and/or top quarks in the diagrams of Fig. 2. Possible poles in the propagators of unstable particles are regularized with the constant particle widths  $\Gamma_a$  which are introduced through the complex mass parameters  $M_a^2$  by making the substitution

$$m_a^2 \rightarrow M_a^2 = m_a^2 - im_a\Gamma_a, \quad a = Z, W, H, t. \quad (9)$$

In order to reduce variance of the MC integration invariants  $s_{ij\dots}$  that are related to the resonating propagators of  $W$ ,  $H$  and  $t$  are obtained from the random variables uniformly distributed in the interval  $[0, 1]$  by performing mappings smoothing out their Bright–Wigner distributions. Denote the lower and upper physical limit of  $s_{ij\dots}$  by  $s_{ij\dots}^{\min}$  and  $s_{ij\dots}^{\max}$ , respectively, and the uniform random variable by  $x \in [0, 1]$ , then the mapping is given by

$$s_{ij\dots} = \Gamma_a m_a \tan\left(\frac{\Gamma_a m_a}{N} x + x_0\right) + m_a^2, \quad (10)$$

with

$$N = \frac{\Gamma_a m_a}{\arctan\left(\frac{s_{ij\dots}^{\max} - m_a^2}{\Gamma_a m_a} - x_0\right)} \quad \text{and} \quad x_0 = -\arctan\left(\frac{m_a^2 - s_{ij\dots}^{\min}}{\Gamma_a m_a}\right). \quad (11)$$

Mapping (10) is not performed for  $s_{345910}$ ,  $s_{678910}$  and  $s_{345678}$  in the propagators of  $t$  in Fig. 2a,  $\bar{t}$  in Fig. 2b and  $Z$  in Fig. 2c, respectively, which are far away from resonance in the centre of mass system energy (CMS) range considered. Those three invariants, as well as all the remaining integration variables of Eqs. (5)–(8), which we symbolically denote by  $y_j \in [a_j, b_j]$ , are obtained from the uniform random variables  $x_j \in [0, 1]$  with a simple linear transformation

$$y_j = (b_j - a_j) x_j + a_j. \quad (12)$$

Weights  $w_i$ ,  $i = 1, 2, 3$ , with which each of the 3 phase space parametrizations (5)–(7) contributes to the total cross section are determined in the initial scanning run performed with all the initial weights equal to  $1/3$ . They are calculated as the ratios

$$w_i = \bar{\sigma}_i / \sum_{j=1}^3 \bar{\sigma}_j, \quad i = 1, 2, 3, \quad (13)$$

where  $\bar{\sigma}_i$ ,  $i = 1, 2, 3$ , denotes the cross section obtained in the initial scan with phase parametrization (5), (6), (7), respectively. The final result for the total cross section  $\sigma$  of (4) in the ‘signal’ approximation is then calculated as the weighted average

$$\sigma = \sum_{j=1}^3 w_j \sigma_j \quad (14)$$

with  $\sigma_j$ ,  $j = 1, 2, 3$  being the cross section computed with phase parametrization (5), (6), (7), respectively.

The cross section of (4) in the narrow width approximation (NWA), is defined in the following way

$$\sigma_{\text{NWA}} = \sigma(e^+e^- \rightarrow t\bar{t}H) \times \frac{\Gamma_{W^+ \rightarrow u\bar{d}}}{\Gamma_W} \times \frac{\Gamma_{W^- \rightarrow \mu^- \bar{\nu}_\mu}}{\Gamma_W} \times \frac{\Gamma_{H \rightarrow b\bar{b}}}{\Gamma_H}, \quad (15)$$

where  $\sigma(e^+e^- \rightarrow t\bar{t}H)$  denotes the total cross section of (1) and we have assumed

$$\frac{\Gamma_{t \rightarrow bW^+}}{\Gamma_t} = \frac{\Gamma_{\bar{t} \rightarrow \bar{b}W^-}}{\Gamma_{\bar{t}}} = 1.$$

The 5-dimensional numerical integration that is necessary in order to compute  $\sigma(e^+e^- \rightarrow t\bar{t}H)$  does not require the multi-channel MC approach and can be performed with the single phase space parametrization given by

$$d^5 Lips = (2\pi)^{-5} dPS_2(s, s_{t\bar{t}}, m_H^2) dPS_2(s_{t\bar{t}}, m_t^2, m_{\bar{t}}^2) ds_{t\bar{t}}, \quad (16)$$

where  $s_{t\bar{t}} = (p_t + p_{\bar{t}})^2$ , with  $p_t$  and  $p_{\bar{t}}$  being the four momenta of the on shell  $t$  and  $\bar{t}$  in (1) and the two particle phase space element  $dPS_2$  defined in (8).

### 3 NUMERICAL RESULTS

The numerical results presented in this section have been obtained with the following set of initial physical parameters. We have chosen the Fermi coupling and fine structure constant in the Thomson limit

$$G_\mu = 1.16639 \times 10^{-5} \text{ GeV}^{-2}, \quad \alpha_0 = 1/137.03599911, \quad (17)$$

as well as the  $W$ - and  $Z$ -boson masses

$$m_W = 80.419 \text{ GeV}, \quad m_Z = 91.1882 \text{ GeV}, \quad (18)$$

as the EW input parameters. The top quark mass and the external fermion masses of reaction (4) are the following:

$$\begin{aligned} m_t &= 174.3 \text{ GeV}, & m_b &= 4.8 \text{ GeV}, & m_u &= 5 \text{ MeV}, & m_d &= 10 \text{ MeV}, \\ m_e &= 0.51099892 \text{ MeV}, & m_\mu &= 105.6583 \text{ MeV}. \end{aligned} \quad (19)$$

The value Higgs boson mass is assumed at  $m_H = 130 \text{ GeV}$ . The widths of unstable particles that are introduced through substitution (9) are calculated to the lowest order of SM. This results in

$$\Gamma_t = 1.530884 \text{ GeV}, \quad \Gamma_W = 2.047635 \text{ GeV}, \quad \Gamma_H = 8.065233 \text{ MeV}, \quad (20)$$

for the top quark,  $W$ -boson and Higgs boson widths, respectively. The actual value of the  $Z$ -boson width is not relevant for our calculation, as the  $Z$ -boson propagator is far off its mass shell in all the diagrams of Fig. 2.

$\sqrt{s}$ [GeV]	$\sigma_{\text{signal}}$ [ab]	$\sigma_{\text{NWA}}$ [ab]	$\delta$ [%]
500	3.805(11)	3.923(1)	3.1
800	58.33(7)	60.07(3)	3.0
1000	51.79(7)	52.56(3)	1.5
1200	42.99(6)	42.96(3)	-0.1
2000	21.90(11)	20.76(2)	-5.2

Table 1: Total cross sections of reaction (4): the ‘signal’ cross section  $\sigma_{\text{signal}}$ , the cross section in NWA  $\sigma_{\text{NWA}}$  and their relative difference  $\delta = (\sigma_{\text{NWA}} - \sigma_{\text{signal}}) / \sigma_{\text{signal}}$ . The numbers in parenthesis show the uncertainty of the last decimals.

The total cross section of reaction (4) calculated with the ‘signal’ diagrams of Fig. 2 is compared with the cross section in the NWA in Table 1. We see that the off mass shell effect is of the order of 3% for  $\sqrt{s} = 500 - 800$  GeV, *i.e.* close to the threshold of the associated top quark pair and Higgs boson production, then it decreases and becomes negative, reaching an absolute value of about 5% at  $\sqrt{s} = 2$  TeV. This is illustrated in Fig. 3, where both the ‘signal’ and NWA cross sections are plotted as functions of the CMS energy.

The off shell effect is caused overwhelmingly by the nonzero widths of the top quarks and  $W$ -bosons, as for the assumed value of the Higgs boson mass,  $m_H = 130$  GeV, the Higgs boson is very narrow, with a decay width of a few MeV. Actually, the very small lowest order value of 8 MeV for  $\Gamma_H$  in Eq. (20) will be further substantially reduced if the QCD radiative corrections are taken into account, see, *e.g.* [17] and [18].

It is interesting to see to which extent the off shell effects may change the prediction of [4] that the cross section of (1) is dominated by the Higgs boson emission off the  $t$ - and  $\bar{t}$ -quark. To this end, in Table 2, we present the lowest order ‘signal’ cross section of (4)  $\sigma_{\text{signal}}$  and the cross section  $\sigma_{\text{signal}}^{\text{no HZZ}}$  that has been calculated with the diagrams of Fig. 2a and 2b, *i.e.* without the Higgsstrahlung off the  $Z$ -boson line represented by the diagram of Fig. 2c. The corresponding results for the cross section in the NWA are given in Table 2 as  $\sigma_{\text{NWA}}$  and  $\sigma_{\text{NWA}}^{\text{no HZZ}}$ . Let us compare the relative differences shown in Table 2 as  $\delta_1$  and  $\delta_2$  defined by

$$\delta_1 = (\sigma_{\text{signal}}^{\text{no HZZ}} - \sigma_{\text{signal}}) / \sigma_{\text{signal}}, \quad \delta_2 = (\sigma_{\text{NWA}}^{\text{no HZZ}} - \sigma_{\text{NWA}}) / \sigma_{\text{NWA}}. \quad (21)$$

They quantify to which extent the Feynman diagram of Fig. 2c spoils proportionality of the cross section of (4) to  $g_{t\bar{t}H}^2$ , which makes the measurement of the top-antitop-Higgs Yukawa coupling more difficult. While  $\delta_1$  takes into account the fact that  $t$ ,  $\bar{t}$  and  $H$  are produced and decay off mass shell,  $\delta_2$  has been calculated assuming that they are on mass shell particles. The lowest order ‘signal’ cross section of (4)  $\sigma_{\text{signal}}$  and the ‘signal’ cross section without the diagram of Fig. 2c  $\sigma_{\text{signal}}^{\text{no HZZ}}$  are plotted as functions of the CMS energy on the left hand side of Fig. 4. The plots on the right hand side of Fig. 4 show the corresponding cross sections in

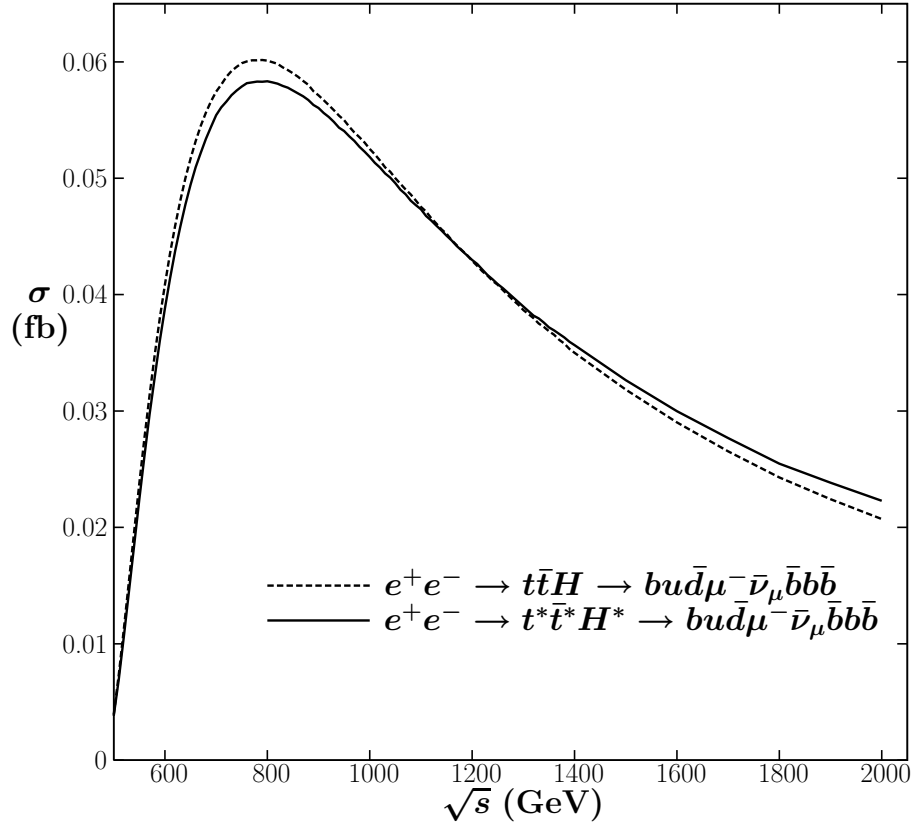


Figure 3: Total cross sections of reaction (4) as functions of the CMS energy: the ‘signal’ cross section  $\sigma_{\text{signal}}$  (solid line) and the cross section in NWA  $\sigma_{\text{NWA}}$  (dashed line).

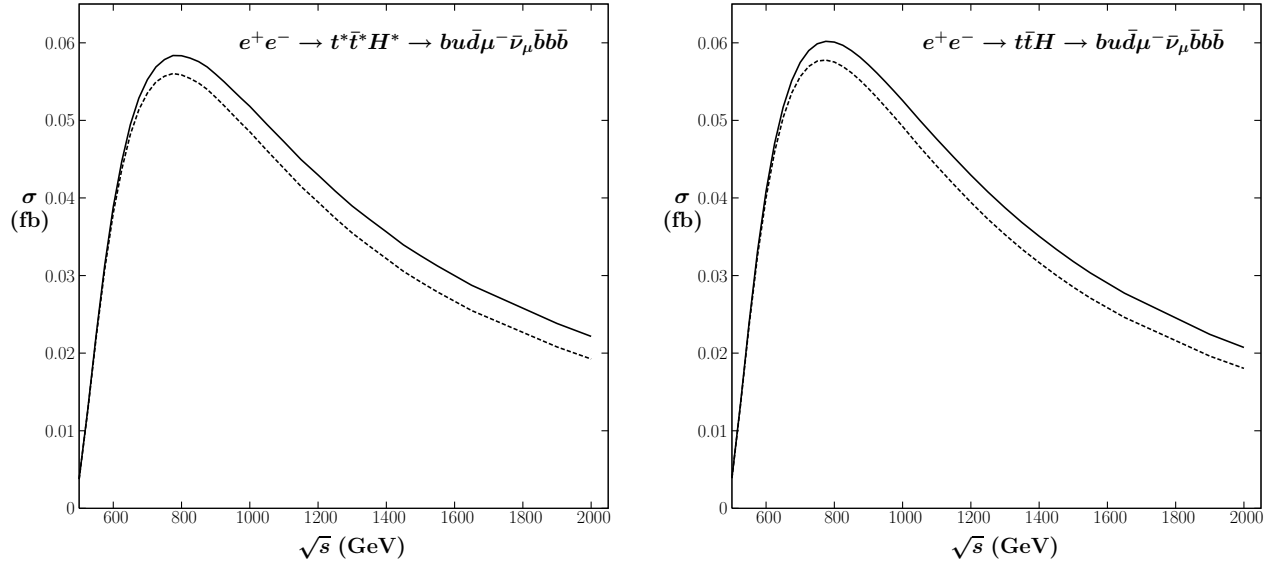


Figure 4: The lowest order cross sections of (4) as functions of the CMS energy. On the left hand side: the ‘signal’ cross section (solid line) and the ‘signal’ cross section without the diagram of Fig. 2c (dashed line); on the right hand side: the corresponding cross sections in the NWA.



$\sqrt{s}$ [GeV]	$\sigma_{\text{signal}}$ [ab]	$\sigma_{\text{signal}}^{\text{no HZZ}}$ [ab]	$\delta_1$ [%]	$\sigma_{\text{NWA}}$ [ab]	$\sigma_{\text{NWA}}^{\text{no HZZ}}$ [ab]	$\delta_2$ [%]
500	3.805(11)	3.775(10)	-0.8	3.923(1)	3.886(1)	-0.9
800	58.33(7)	55.84(6)	-4.3	60.07(3)	57.51(3)	-4.3
1000	51.79(7)	48.52(6)	-6.3	52.56(3)	49.23(3)	-6.3
1200	42.99(6)	39.50(7)	-8.1	42.96(3)	39.41(3)	-8.3
2000	21.90(11)	19.18(12)	-12.4	20.76(2)	18.03(2)	-13.2

Table 2: Total cross sections of reaction (4): the ‘signal’ cross section  $\sigma_{\text{signal}}$ , the ‘signal’ cross section calculated without the diagram of Fig. 2c  $\sigma_{\text{signal}}^{\text{no ZZH}}$ , the cross section in the NWA  $\sigma_{\text{NWA}}$ , the cross section in the NWA calculated without the diagram of Fig. 2c  $\sigma_{\text{NWA}}^{\text{no ZZH}}$  and the relative differences  $\delta_1$  and  $\delta_2$  of (21). The numbers in parenthesis show the uncertainty of the last decimals.

the NWA. Both from Table 2 and Fig. 4, we see that the Higgsstrahlung off the  $Z$ -boson line spoils the proportionality of the total cross section of the associated  $t\bar{t}H$  production to  $g_{t\bar{t}H}^2$  almost in the same way, independently of whether the off shell effects are taken into account or not.

## 4 Summary and outlook

We have looked at a role that the off shell effects may play in reaction (1) of the associated production of the top quark pair and Higgs boson at the ILC. We have illustrated these effects for a semileptonic reaction (4), which is one of the detection channels of (1) at the ILC, by comparing the ‘signal’ cross section that has been calculated by performing 20-fold integration of the squared matrix element while keeping only the ‘signal’ Feynman diagrams with the cross section in the NWA. The off shell effects are typically of the order of a few per cent for the CMS energies in the range from 500 GeV to 2 TeV. We have also shown that the off shell effects do not affect much the prediction of [4] that the cross section of (1) is dominated by the Higgs boson emission off  $t$  and  $\bar{t}$ , which makes it an attractive tool for determination of the Higgs–top Yukawa coupling.

The presented approach is very simplified, as a lot of the ‘non signal’ background Feynman diagrams have been neglected in the calculation of the lowest order cross section of (4), but it has the advantage that it fully takes into account spin correlations that are of great importance in the context of top quark physics. Further work is needed in order to take into account a complete set of the lowest Feynman diagrams and include leading radiative corrections for reactions (2).

# References

- [1] J.A. Aguilar-Saavedra *et al.* [ECFA/DESY LC Physics Working Group Collaboration], arXiv:hep-ph/0106315;  
T. Abe *et al.*, [American Linear Collider Working Group Collaboration], arXiv:hep-ex/0106056;  
K. Abe *et al.* [ACFA Linear Collider Working Group Collaboration], arXiv:hep-ph/0109166.
- [2] J. Erler, P. Langacker in PDG 2004, S. Eidelman *et al.*, Phys. Lett. **B592** (2004) 114.
- [3] R. Barate *et al.*, Phys. Lett. **B565** (2003) 61.
- [4] A. Djouadi, J. Kalinowski, P.M. Zerwas, Mod. Phys. Lett. **A7** (1992) 1765;  
A. Djouadi, J. Kalinowski, P.M. Zerwas, Z. Phys **C54** (1992) 255.
- [5] S. Dittmaier, M. Kramer, Y. Liao, M. Spira, P.M. Zerwas, Phys. Lett. **B441** (1998) 383;  
S. Dittmaier, M. Kramer, Y. Liao, M. Spira, P.M. Zerwas, Phys. Lett. **B478** (2000) 247;  
S. Dawson, L. Reina, Phys Rev. **D57** (1998) 5851;  
S. Dawson, L. Reina, Phys Rev. **D59** (1999) 054012.
- [6] Yu You *et al.*, Phys. Lett. **B571** (2003) 85;  
A. Denner, S. Dittmaier, M. Roth, M.M. Weber, Phys. Lett. **B575** (2003) 290.
- [7] G. Bélanger *et al.*, Phys. Lett. **B571** (2003) 163.
- [8] C. Farrel, A.H. Hoang, Phys. Rev. **D72**(2005) 014007.
- [9] S. Moretti, Phys. Lett. **B452** (1999) 338.
- [10] C. Schwinn, arXiv:hep-ph/0412028.
- [11] H. Baer, S. Dawson, L. Reina, Phys Rev. **D61** (2000) 013002;  
A. Juste, G. Merino, arXiv:hep-ph/9910301;  
A. Juste, ECONF C0508141:ALCPG0426, 2005, arXiv:hep-ph/0512246;  
A. Gay, arXiv:hep-ph/0604034.
- [12] M. Jezabek, J.H. Kühn, Nucl.Phys. **B320**, 20 (1989).
- [13] B. Grzadkowski, Z. Hioki, Phys. Lett. **B476**, 87 (2000); Phys. Lett. **B529**, 82 (2002);  
Phys. Lett. **B557**, 55 (2003);  
S.D. Rindani, Pramana **54**, 791 (2000), hep-ph/0002006;  
K. Kołodziej, Phys. Lett. **B584** (2004) 89.
- [14] K. Kołodziej, “*carlomat, a program for generation of lowest order amplitudes*”, in preparation.
- [15] K. Kołodziej, M. Zralek, Phys. Rev. **D43** (1991) 3619;  
F. Jegerlehner, K. Kołodziej, Eur. Phys. J. **C12** (2000) 77.
- [16] K. Kołodziej, Comput. Phys. Commun. **151** (2003) 339;  
K. Kołodziej, F. Jegerlehner, Comput. Phys. Commun. **159** (2004) 106.

- [17] A. Djouadi, J. Kalinowski, M. Spira, Comput. Phys. Commun. 108 (1998) 56.
- [18] F. Jegerlehner, K. Kołodziej, T. Westwański, Eur. Phys. J. **C 44** (2005) 195.