

Small Visible Energy Scalar Top Iterative Discriminant Analysis for Different Center-of-Mass Energies

A. Sopczak¹, A. Finch¹, A. Freitas²,
C. Milstène³, M. Schmitt⁴

¹Lancaster University, UK; ²Zurich University, Switzerland;
³Fermilab, USA; ⁴Northwestern University, USA

Abstract

Light scalar top quarks with a small mass difference with respect to the neutralino mass are of particular cosmological interest. This study uses an Iterative Discriminant Analysis method to optimize the expected selection efficiency at a International Linear Collider (ILC). A previous study at $\sqrt{s} = 260$ GeV with 50 fb^{-1} has been extended to $\sqrt{s} = 500$ GeV with 500 fb^{-1} , and results from both studies are compared.

*Presented at SUSY06, the 14th International Conference on Supersymmetry and the
Unification of Fundamental Interactions, UC Irvine, California, 2006,
to be published in the proceedings.*

Small Visible Energy Scalar Top Iterative Discriminant Analysis for Different Center-of-Mass Energies

A. Sopczak*, A. Finch*, A. Freytas[†], C. Milstène** and M. Schmitt[‡]

**Lancaster University, UK*

[†]Zurich University, Switzerland

***Fermilab, USA*

[‡]Northwestern University, USA

Abstract. Light scalar top quarks with a small mass difference with respect to the neutralino mass are of particular cosmological interest. This study uses an Iterative Discriminant Analysis method to optimize the expected selection efficiency at a International Linear Collider (ILC). A previous study at $\sqrt{s} = 260$ GeV with 50 fb^{-1} has been extended to $\sqrt{s} = 500$ GeV with 500 fb^{-1} , and results from both studies are compared.

Keywords: ILC, SUSY, scalar top

PACS: 11.30.Pb, 14.80.Ly

INTRODUCTION

The search for scalar top quarks and the determination of their parameters in the framework of Supersymmetric models are important aspects of the Linear Collider physics programme. A light scalar top could play an important role for baryogenesis and, if the mass difference to the lightest neutralino is small, for the evolution of the dark matter density through co-annihilation [1]. This scenario could be explored with precise measurements of the stop properties, in particular its mass, which would be possible at the ILC [2, 3, 4]. This study applies an Iterative Discriminant Analysis (IDA) [5] to a scenario involving a 122.5 GeV scalar top and a 107.2 GeV neutralino at $\sqrt{s} = 500$ GeV. The study complements the previous study for the same scenario at $\sqrt{s} = 260$ GeV [6]. A luminosity of 500 fb^{-1} is assumed. The event generation and detector simulation have been performed with unpolarised beams as for a sequential cut-based analysis [3]. In particular, a vertex detector concept of the Linear Collider Flavour Identification (LCFI) collaboration [7], which studies pixel detectors for heavy quark flavour identification, has been implemented in simulations for c-quark tagging in scalar top studies.

PRESELECTION

Only two c-quarks and missing energy (from undetected neutralinos) are expected from the reaction $e^+e^- \rightarrow \tilde{t}_1 \bar{\tilde{t}}_1 \rightarrow c\tilde{\chi}_1^0 \bar{c}\tilde{\chi}_1^0$. The requirement $0.1 < E_{\text{vis}}/\sqrt{s} < 0.3$ reduces the $e^+e^- \rightarrow W^+W^-$, ZZ , $q\bar{q}$ and $\gamma\gamma \rightarrow q\bar{q}$ backgrounds. Remaining two-photon events are almost completely removed by the cut $p_t(\text{event}) > 15$ GeV. Requiring at least four but no more than 50 tracks removes mostly very low multiplicity background. Furthermore, cuts are applied on the longitudinal imbalance $|p_{\text{long}}/p| < 0.9$ and thrust angle $|\cos \theta_{\text{th}}| < 0.95$. The effect of this preselection is summarized in Table 1.

TABLE 1. Generated events, events used for the IDA training, events after the preselection, $\sqrt{s} = 500$ GeV cross section, scaling factor, and expected number of events.

Process	Total $\times 1000$	50% training	After preselection	σ (pb)	Factor per 500 fb $^{-1}$	Expected events
signal	50	25	11115	0.118	2.36	26232
$q\bar{q}, q \neq t$	350	175	14	13.14	44.5	623
W^+W^-	210	105	11	8.55	40.7	448
$W\text{ev}$	210	105	603	6.14	29.2	17633
2-photon	8750	4375	22	936	105	2314
ZZ	30	15	5	0.49	16.8	84
eeZ	210	105	4	7.51	37.5	150
$t\bar{t}$	180	90	0	0.55	3.05	0

The distributions of visible energy and transverse momentum before preselection are shown in Fig. 1. Additional input variables have been used in the IDA: the event invariant mass and the invariant mass of the two jets. Further input variables are the c-quark tag of the leading (most energetic) and subleading jets (Fig. 2). The c-quark jet tagging has been performed with a neutral network [8] optimized for small Δm .

The preselection signal efficiency of 44.5% at $\sqrt{s} = 500$ GeV is slightly lower compared to the 52.5% for the $\sqrt{s} = 260$ GeV study [6]. The corresponding preselection background rates of 21251 events per 500 fb $^{-1}$ at $\sqrt{s} = 500$ GeV and 2379 background events per 50 fb $^{-1}$ at $\sqrt{s} = 260$ GeV are about equal.

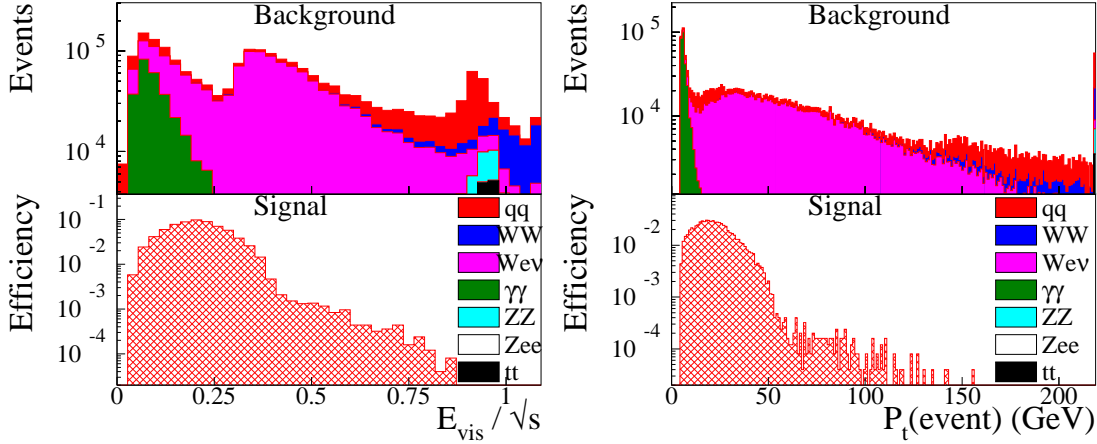


FIGURE 1. Event distributions before preselection for 500 fb $^{-1}$ at $\sqrt{s} = 500$ GeV.

IDA EVENT SELECTION

The IDA has been applied in two steps in order to optimize the performance, as shown in Fig. 3 (right plot). In the first step, a cut was applied on the IDA_1 output variable such that 99.5% of the signal events remain. This leads to 44.3% signal efficiency and about 17900 background events per 500 fb $^{-1}$. These remaining signal and background events have been passed to the second IDA step. A cut on the IDA_2 output variable (Fig. 4) determines the final selection efficiency and the corresponding expected background. The resulting performance is shown in Fig. 5.

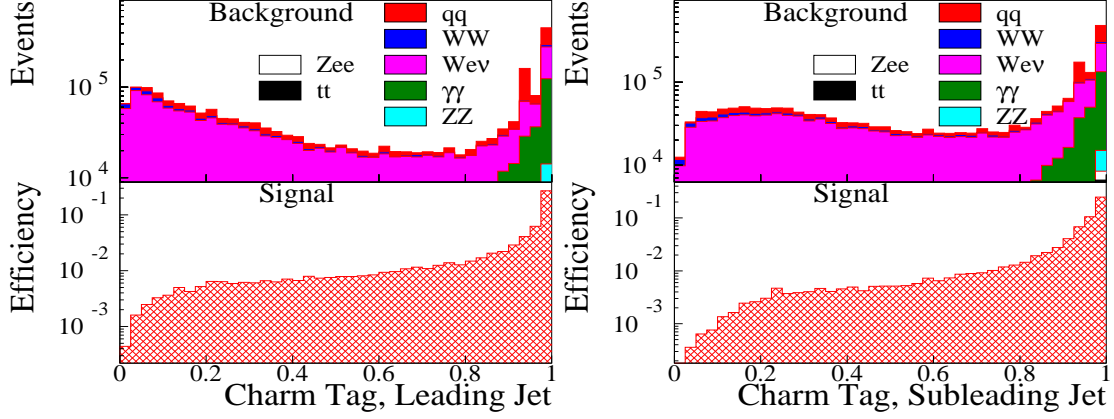


FIGURE 2. Distributions of IDA inputs before preselection for 500 fb^{-1} at $\sqrt{s} = 500 \text{ GeV}$.

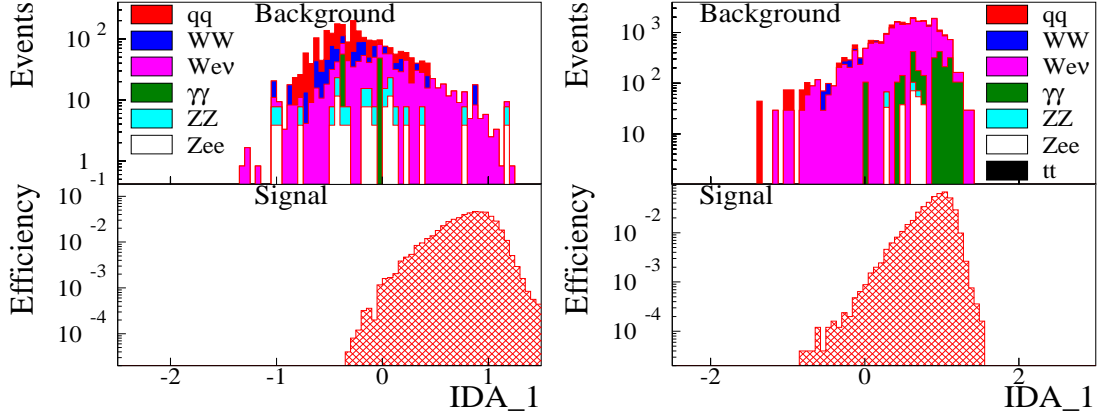


FIGURE 3. IDA output for steps 1 for 50 fb^{-1} at $\sqrt{s} = 260 \text{ GeV}$ (left plot) and for 500 fb^{-1} at $\sqrt{s} = 500 \text{ GeV}$ (right plot). In the first IDA step, a cut on IDA_1 is applied at zero, retaining 99.5% of the simulated signal input events.

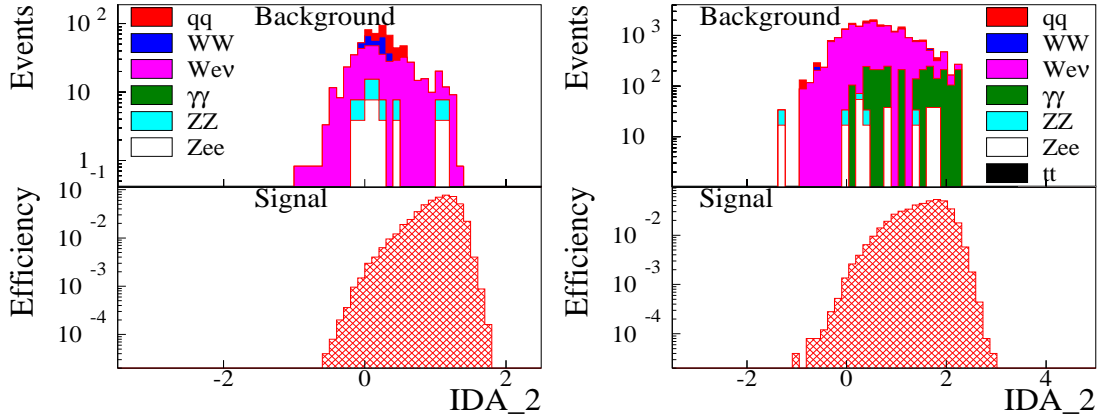


FIGURE 4. IDA output for steps 2 for 50 fb^{-1} at $\sqrt{s} = 260 \text{ GeV}$ (left plot) and for 500 fb^{-1} at $\sqrt{s} = 500 \text{ GeV}$ (right plot).

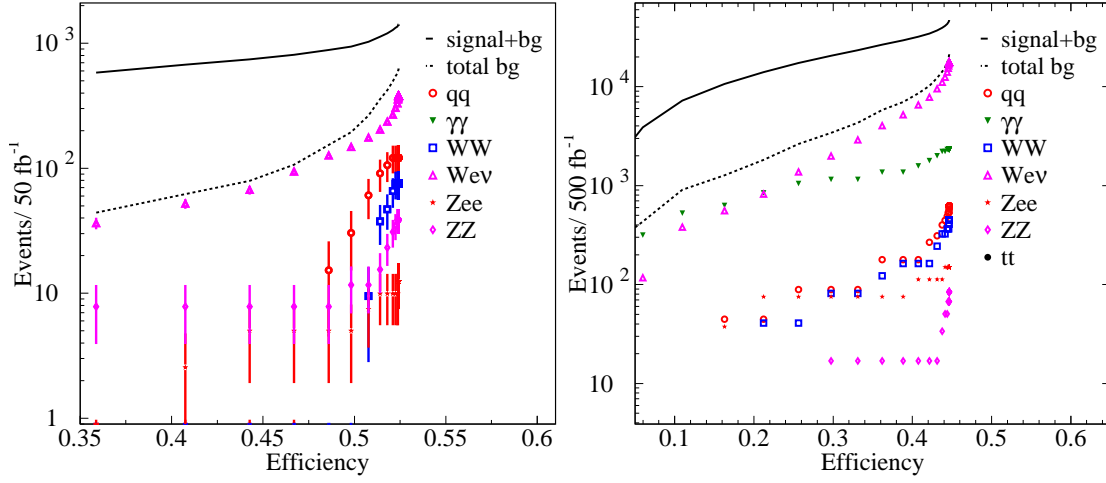


FIGURE 5. Expected background events as a function of the signal efficiency for 50 fb^{-1} at $\sqrt{s} = 260 \text{ GeV}$ (left plot) and for 500 fb^{-1} at $\sqrt{s} = 500 \text{ GeV}$ (right plot).

CONCLUSIONS

The IDA leads to a good signal over background ratio for the investigated Supersymmetric scenario with a scalar top mass of 122.5 GeV and a neutralino mass of 107.2 GeV (Fig. 5). We compare the IDA results with a previous analysis using sequential cuts, which for 500 fb^{-1} at $\sqrt{s} = 500 \text{ GeV}$ obtained a signal efficiency of 18% (10620 signal events) with about 6000 background events. For a similar background level, the IDA achieves a signal efficiency of 36%, while for a similar signal efficiency of 18%, the background is reduced to only about 1400 events with the IDA. The large sensitivity increase due to the IDA method is similar to the result for 50 fb^{-1} at $\sqrt{s} = 260 \text{ GeV}$, where for 50% signal efficiency (800^1 signal events) about 200 background events (mostly Wev) are expected [6]. The analysis is a step towards a precise scalar top mass measurement. The expected uncertainty in the light scalar top mass measurement dominates the uncertainty in the dark matter prediction from the co-annihilation process [3, 4]. A further study will also include a systematic error analysis. A much reduced uncertainty on the dark matter prediction is expected [9]. Further plans are to focus on the vertex detector design, including the implementation of a new LCFI [7] c-quark tagging algorithm.

ACKNOWLEDGMENTS

AS would like to thank the LCFI colleagues for fruitful discussions on the analysis during the preparation of the presentation, and the organizers of the conference for their hospitality.

REFERENCES

1. C. Balázs, M. Carena and C.E.M. Wagner, Phys. Rev. **D 70** (2004) 015007.
2. C. Milstène, M. Carena, A. Finch, A. Freitas, H. Nowak and A. Sopczak, LCWS05, hep-ph/0508154.
3. M. Carena, A. Finch, A. Freitas, C. Milstène, H. Nowak, A. Sopczak, Phys. Rev. **D 72** (2005) 115008.
4. A. Sopczak, M. Carena, A. Finch, A. Freitas, C. Milstène and H. Nowak, SUSY'05, hep-ph/0605225.
5. J. Malmgren and K. Johansson, Nucl. Inst. Methods **A 403** (1998) 481.
6. A.Sopczak, A.Finch, A.Freitas, C.Milstène M.Schmitt, LCWS06, Bangalore, India, hep-ph/0609016.
7. LCFI Collaboration, <http://hepwww.rl.ac.uk/lcfi>
8. T. Kuhl, LCWS04, Paris, France, proc. p. 163.
9. A. Freitas, C. Milstène, M. Schmitt and A. Sopczak, in preparation.

¹ We improved the previous cross section of 22.5 fb [6] with the inclusion of QCD corrections to 32 fb.