

Identify bottom contribution in non-photonic electron spectra and v_2 from Au+Au collisions at RHIC

Yifei Zhang^{*}

Dept. of Modern Physics, University of Science and Technology of China, Hefei, Anhui, China, 230026

Lawrence Berkeley National Laboratory, 1 Cyclotron Road, MS70R319, Berkeley, CA, 94720

Abstract

We present a study on the spectra and elliptic flow v_2 for heavy flavor (charm and bottom) decayed electrons provided the relative contributions of charm and bottom hadrons from the PYTHIA calculations. We made a simultaneous fit to both measured non-photonic electron spectra and v_2 distributions. The results suggest that the bottom contribution is not dominant for electron $p_T < 5$ GeV/ c in the 200 GeV Au+Au collisions.

Key words: charm, bottom contribution, PYTHIA, non-photonic electron

PACS: 25.75.Dw, 13.20.Fc, 13.25.Ft, 24.85.+p

Heavy quarks provide a unique tool to probe the partonic matter created in relativistic heavy-ion collisions. In Au+Au collisions at RHIC, a suppression of non-photonic electrons spectra [1,2] and a non-zero non-photonic electron v_2 decreasing at $p_T > 2$ GeV/ c [3] were observed. In the measured non-photonic electron spectra and v_2 distributions both contributions from charm-hadrons and bottom-hadrons are mixed together. There are large uncertainties in the model predictions for charm and bottom production in high-energy nuclear collisions [4,5]. In order to understand the heavy quark energy loss and flow, which are sensitive to the properties of the hot/dense matter created at RHIC energy, it is necessary to separate the charm from bottom contributions. However, the isolation of charm and bottom contributions with the semi-leptonic decay measurements alone remains a challenge.

In this study, we assume the relative contributions of charm and bottom from PYTHIA. We then fit the measured electron spectra (R_{AA}) and v_2 simultaneously. We find that the contribution of bottom is not dominant for p_T

^{*} In collaboration with S. Esumi, H. Huang, Y. Miake, S. Sakai and N. Xu

(electron) < 5 GeV/ c . This electron p_T is corresponding to both D-meson and B-meson's p_T up to 5-7 GeV/ c . This simulation will provide a useful/necessary constraint for heavy quark production model calculations.

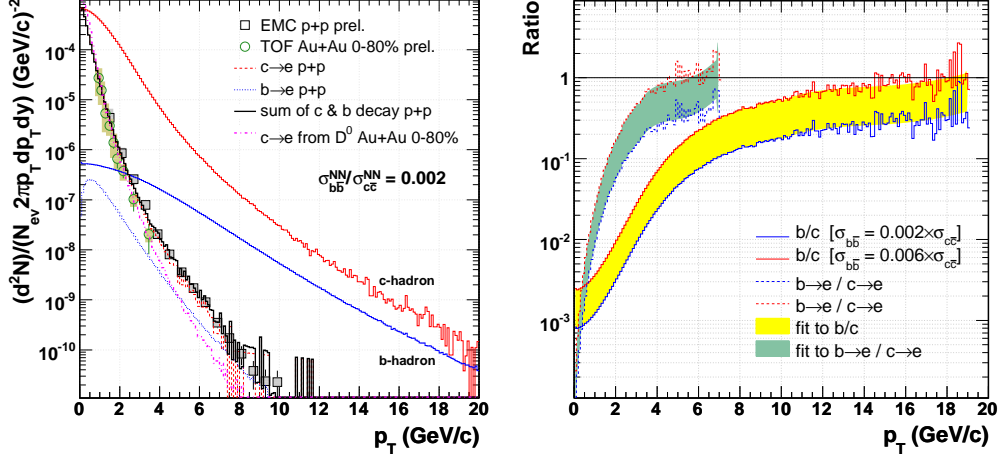


Fig. 1. Left panel: Charm/bottom-hadron and their decayed electron spectra from simulation fit to experiment data in $p+p$ and Au+Au collisions. Right panel: Spectra ratio bands are according to $d\sigma_{b\bar{b}}^{NN}/d\sigma_{c\bar{c}}^{NN} = 0.002-0.006$.

Since vector-meson decay form factor is used in PYTHIA, the spectra from default PYTHIA parameters are soft [6]. The heavy quark fragmentation function is modified from the default Peterson function and the other parameter PARP(67) is also tuned to describe the measured non-photonic electron spectra [7]. The calculated charm-hadron spectrum is normalized to $dN/dy = 0.028$ measured in $p+p$ collisions [8] shown in the left panel of Fig. 1. A total cross-section per nucleon-nucleon collision ratio of $d\sigma_{b\bar{b}}^{NN}/d\sigma_{c\bar{c}}^{NN} = 0.002$ is assumed to normalize the bottom-hadron spectrum. Their decayed electron spectra are shown as dashed and dotted curves respectively. The total charm/bottom decayed electron spectrum shown as thick solid curve is used to fit the non-photonic electron spectrum from STAR EMC in $p+p$ collisions (open squares) [1] by varying the bottom over charm cross-section ratio. $c \rightarrow e$ from measured D^0 spectrum scale to total charm (dot-dashed curve) via form factor decay [6] and measured TOF electron spectrum (open circles) [9] in Au+Au 0-80% are scaled by $N_{\text{bin}} = 293$. From the fit to the spectra, we can see that the agreement between simulation and measurement is achieved when bottom contribution is small. The right panel of Fig. 1 shows the spectra ratio of bottom-hadron over charm-hadron (green band) and their decayed electron (yellow band) as well. FONLL calculation predicts the ratio from 0.0018 to 0.026 due to large uncertainties of the cross-section [4]. Since non-photonic electron spectrum is strongly suppressed in central Au+Au collisions compared the spectrum in $p+p$ collisions, scaled by number of binary collisions, bottom contribution seems small in Au+Au collisions. So we assume $d\sigma_{b\bar{b}}^{NN}/d\sigma_{c\bar{c}}^{NN}$ from 0.002 to 0.006 covered in the ratio bands. If charm is enhanced in RHIC energy, this ratio will be smaller [9]. With the ratio of

0.002, we can see at electron $p_T \sim 5$ GeV/c, the bottom decayed electron contribution is less than 20% and decrease fast when p_T goes lower.

In order to study on the bottom contribution to the non-photonic electron v_2 in Au+Au collisions, we propose two assumptions. Firstly, we assume that $d\sigma_{bb}^{NN}/d\sigma_{cc}^{NN} = 0.002 - 0.006$. The spectra ratios of charm-hadrons over bottom-hadrons are the same in $p+p$ and Au+Au collisions at RHIC. Charm-hadron v_2 is the same as the light hadron. Bottom-hadron v_2 is the same as the light hadron, or bottom-hadron v_2 is zero.

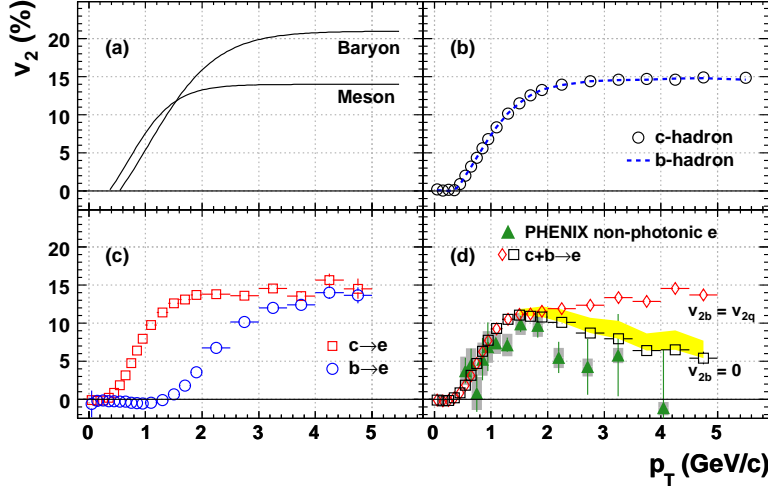


Fig. 2. Panel (a): Light flavor meson v_2 and baryon v_2 ; Panel (b)(c): Assumed charm/bottom-hadron v_2 and their decayed electron v_2 ; Panel (d): Comparison between the total decayed electron v_2 and the PHENIX non-photonic electron v_2 .

Panel (a) of Fig. 2 shows the meson v_2 and baryon v_2 from Ref. [10]. The assumed charm-hadron v_2 and bottom-hadron v_2 are shown in panel (b). Their decayed electron v_2 are shown in panel (c). The obvious mass effect of the bottom decayed electron v_2 pushing to high p_T is seen. The total electron v_2 from charm and bottom decay can be obtained by applying the spectra ratio shown in the right panel of Fig. 1. If bottom-hadron v_2 is assumed as the dashed curve shown in panel (b), the total decayed electron v_2 will be as the diamonds shown in the panel (d), which becomes flat at higher p_T deviating from the PHENIX non-photonic electron v_2 (green triangles) [3]. If bottom-hadron v_2 is zero, the total decayed electron v_2 will decrease as a function of p_T , shown as the yellow band, due to the bottom contribution according to the spectra ratio. The open squares are related to the $d\sigma_{bb}^{NN}/d\sigma_{cc}^{NN} = 0.006$. Therefore, with this assumption, the decreasing of non-photonic electron v_2 is probably due to bottom contribution, but bottom does not flow.

The second assumption is that bottom does not contribute. A smaller and decreasing charm-hadron v_2 is assumed shown as the dashed curve in Fig. 3 at

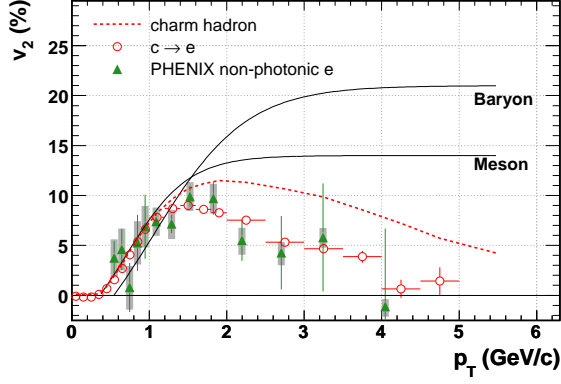


Fig. 3. The decayed electron v_2 from assumed decreasing charm-hadron v_2 fits to PHENIX non-photonic electron v_2 distributions.

higher p_T . Its decayed electron v_2 (open squares) is used to fit the experimental data (green triangles) by varying charm-hadron v_2 distribution. If charm-hadron v_2 is smaller than light hadrons and decreasing at $p_T > 2$ GeV/ c , its decayed electron v_2 can describe the experimental data.

In summary, charm/bottom and their decayed electron spectra and v_2 have been studied using PYTHIA simulation. If bottom contribution is not dominant at p_T (electron) up to 5 GeV/ c , both the measured non-photonic electron spectra (R_{AA}) and v_2 can be described. This result should provide some constrain to model calculations on heavy flavor productions though we reached this conclusion with two hypotheses. The final solution to the problem has to come from the direct measurement of reconstructed charm-hadron distributions.

We thank to the conference organizers. We would also like to appreciate Drs. L.J. Ruan and Z.B. Xu for helpful discussions.

References

- [1] J. Adams *et al.*, e-print Arxiv: nucl-ex/0607012.
- [2] S.S. Adler *et al.*, Phys. Rev. Lett. **96** 032301 (2006).
- [3] Shinlchi Esumi, SQM 2006 proceedings.
- [4] R. Vogt, e-print Arxiv: hep-ph/0502203.
- [5] W. Liu, C.M. Ko, e-print Arxiv: nucl-th/0603004.
- [6] H.D. Liu *et al.*, Phys. Lett. **B639** 441 (2006).
- [7] X.Y. Lin, e-print Arxiv: hep-ph/0602067.
- [8] J. Adams *et al.*, Phys. Rev. Lett. **94** 062301 (2005).
- [9] Y.F. Zhang, SQM 2006 proceedings, e-print ArXiv: nucl-ex/0607011.
- [10] X. Dong, S. Esumi, P. Sorensen, N. Xu, Z. Xu, Phys. Lett. **B597** 328 (2004).