

New physics from ultrahigh energy cosmic rays

J. I. Illana,^{1,*} M. M. Asip,^{1,†} and D. Meloni^{2,‡}¹ CAFPE and Depto. de Física Teórica y del Cosmos, Universidad de Granada, 18071 Granada, Spain² INFN and Dpto. di Fisica, Università degli Studi di Roma "La Sapienza", 00185 Rome, Italy

Cosmic rays from outer space enter the atmosphere with energies of up to 10^{11} GeV. The initial particle or a secondary hadron inside the shower may then interact with an air nucleon to produce nonstandard particles. In this paper we study the production of new physics by high energy cosmic rays, focusing on the long-lived gluino of split-SUSY models and a WIMP working as dark matter. We first deduce the total flux of hadron events at any depth in the atmosphere, showing that secondary hadrons can not be neglected. Then we use these results to find the flux of gluinos and WIMPs that reach the ground after being produced inside air showers. We also evaluate the probability of producing these exotic particles in a single proton shower of ultrahigh energy. Finally we discuss the possible gluino signal in current and projected experiments. We show that the gluinos could modify substantially the profile of a small fraction of extensive air showers. In particular, they could produce a distinct signal observable at AUGER in showers of large zenith angle.

PACS numbers: 04.50.+h, 13.15.+g, 96.40.Tv

I. INTRODUCTION

The standard model (SM) has been validated by all the experimental data during the past 40 years. Despite that, not much is known about the nature of the Higgs sector. Hopefully, the Large Hadron Collider (LHC) at CERN will provide the value of the Higgs mass and will unveil the mechanism that explains that value. A dynamical mechanism would imply new physics just above the electroweak scale: SUSY, little Higgs, technicolor, extra dimensions, or some other unexpected physics. It is also possible, however, that the LHC just completes and confirms the SM as it was formulated, pushing above the TeV scale the limits for new physics [1]. This possibility has been seriously considered [2] after recent astrophysical and cosmological data suggested a non-zero vacuum energy density [3]. The preferred value $(10^{-3} \text{ eV})^4$ does not seem to be explained by any dynamics at that scale, and could be just telling us that the universe is larger and/or older than we expected (a multiverse) [4]. From the experimental point of view, precision data (favor physics, EDMs) [5] suggest that the scale of new physics is well above the TeV, whereas neutrino oscillations point to an even larger scale, above 10^{11} GeV

[6]. In contrast, dark matter strongly suggests a stable WIMP below (or at) the TeV [7]. Therefore, the question of what (if any) physics beyond the SM we should expect at accessible energies is wide open.

On the other hand, it is known that accelerators are not the only place to look for collisions of TeV energy. There is a well established spectrum of cosmic rays that extends up to $E = 10^{11}$ GeV [8]. When a proton from outer space enters the atmosphere and hits a nucleon, the center of mass energy $\sqrt{s} = \sqrt{2m_N E}$ in the collision may go up to 500 TeV. Depending on the energy of the initial particle, after the first interaction there will be many secondary hadrons [9, 10] with still enough energy to produce TeV physics in a collision with an atmospheric nucleon. If created, the massive particle would be inside the air shower together with thousands of other standard particles. Therefore, to have any chance to detect it the new particle should be long lived (its decay products inside the shower would be undetectable), like the gluino of split-SUSY models [2]. In that case the particle could change substantially the profile of the air shower where it was produced or it may survive (together with muons and neutrinos) the shower and be observed far from the initial interaction point, in quasi-horizontal events or in neutrino telescopes.

In this paper we study the production of new physics by cosmic rays. To evaluate that we determine the total flux of hadrons in the atmosphere: primary plus secondary nucleons, pions and kaons. The decay length of

* Electronic address: jillana@ugr.es

† Electronic address: m.asip@ugr.es

‡ Electronic address: meloni@roma1.infn.it

these particles at these energies is much larger than their interaction length in air, so the probability that they produce new physics is just

$$P_X = \frac{\sigma_X}{\sigma_T}; \quad (1)$$

where σ_X is the cross section to produce the exotic particle and σ_T the total cross section of the hadron with the air. We deduce as well the spectrum of secondary hadrons created by a single proton of ultrahigh energy. We then show how to apply these results to evaluate the production rate of long-lived gluinos and also of a WIMP working as dark matter of the universe, and discuss possible signals in air showers and neutrino telescopes.

Other studies of the production of new physics by cosmic rays refer to primary neutrinos [11]. A neutrino of very high energy may reach a telescope and interact there with a nucleon. Since the neutrino is weakly interacting, the relative effect of new physics is here more important than for protons or electrons. If IceCube [12] establishes the neutrino flux at these energies, the search for deviations to the standard neutrino-nucleon cross sections will put strong constraints on some types of TeV physics [13].

II. TOTAL FLUX OF HADRONS

The flux of nucleons reaching the atmosphere in the range of energy from several GeV to 10^6 GeV can be approximated by [8]

$$\frac{dN}{dE} \approx 1.8 E^{-2.7} \frac{\text{nucleons}}{\text{cm}^2 \text{ s sr GeV}}; \quad (2)$$

with E given in GeV. Around 90% of these primary nucleons are protons (free or bound in nuclei) and 10% neutrons. At energies $> 10^6$ GeV (the knee) the differential spectral index changes from 2.7 to 3, and at 10^{10} GeV (the ankle) it goes back to 2.7 (see Fig. 1).

As this flux of nucleons enters the atmosphere, its interactions with the air will induce a flux of secondary hadrons at different vertical depths. Although approximate analytic expressions can be obtained in limited regions of energy [9, 10], it is easy as well to perform a numerical simulation.

We use CORSIKA [14] to obtain the number and energy distribution of secondary nucleons, (charged) pions and kaons (we neglect the baryons containing an s quark) produced inside the air shower started by a nucleon of energy

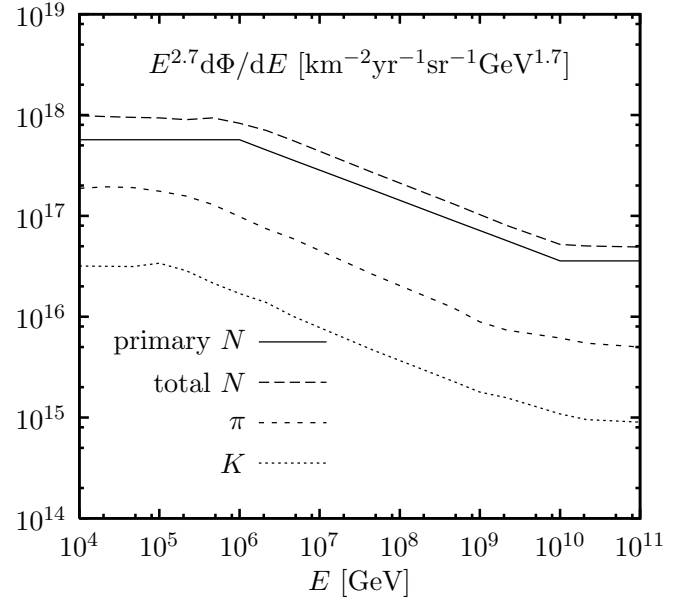


FIG. 1: Flux of primary nucleons (solid), total nucleons, and secondary pions and kaons.

E . In Fig. 1 we plot the total (primary plus secondary) flux of hadrons with energies from 10^4 to 10^{11} GeV. We obtain this flux generating 1500 showers per decade of energy. We observe that at energies around 10^7 GeV ($\sqrt{s} \approx 5$ TeV) the secondary nucleons increase in a 50% the number of primaries. Note also that the number of mesons (all of them secondary) is approximately a 15% the number of primary nucleons of the same energy.

The region of energies beyond 10^8 GeV (the one relevant at AUGER [15]) deserves a more detailed analysis. We notice an important factor that distinguishes two types of showers: the presence or not of a leading hadron carrying a significant fraction of energy after each hadronic interaction. In Table I we give two examples of showers, both of energy $E = 10^{10}$ GeV, with a very different spectrum of secondary hadrons. Clearly, shower (b) does not include a leading hadron after the first interaction. A relevant parameter to characterize this feature is the elasticity x_F of the first hadronic interaction: in example (a) we have $x_F = 0.3$ (i.e., a secondary hadron keeps 30% of the initial energy) whereas (b) corresponds to $x_F = 0.03$. The analysis of 500 showers of 10^{10} GeV shows that around 15% of them have $x_F < 0.06$ (i.e., no leading hadron after the first interaction with the air).

Energy [GeV]	N		K	N		K
$10^4 \{2:1 \ 10^4\}$	7539	54585	10092	9873	70692	13026
$2:1 \ 10^4 \{4:6 \ 10^4\}$	3907	27558	5196	4802	35700	6757
$4:6 \ 10^4 \{10^5\}$	2015	13628	2524	2476	17644	3360
$10^5 \{2:1 \ 10^5\}$	909	6771	1323	1269	8415	1634
$2:1 \ 10^5 \{4:6 \ 10^5\}$	469	3352	608	600	4314	817
$4:6 \ 10^5 \{10^6\}$	254	1695	318	300	2065	390
$10^6 \{2:1 \ 10^6\}$	116	860	154	168	1010	200
$2:1 \ 10^6 \{4:6 \ 10^6\}$	58	421	71	66	488	97
$4:6 \ 10^6 \{10^7\}$	24	197	32	23	230	39
$10^7 \{2:1 \ 10^7\}$	11	89	14	27	120	20
$2:1 \ 10^7 \{4:6 \ 10^7\}$	6	36	14	13	60	9
$4:6 \ 10^7 \{10^8\}$	4	23	3	8	31	10
$10^8 \{2:1 \ 10^8\}$	0	17	2	2	16	2
$2:1 \ 10^8 \{4:6 \ 10^8\}$	2	8	0	1	1	0
$4:6 \ 10^8 \{10^9\}$	0	1	2	0	0	0
$10^9 \{2:1 \ 10^9\}$	2	1	1	0	0	0
$2:1 \ 10^9 \{4:6 \ 10^9\}$	1	0	0	0	0	0
$4:6 \ 10^9 \{10^{10}\}$	1	0	0	1	0	0

TABLE I: Spectrum of hadrons in a 10^{10} GeV shower with a first interaction of elasticity $x_F = 0.3$ (left, shower (a) in the text) and $x_F = 0.03$ (right, shower (b)).

III. FLUX OF MASSIVE LONG-LIVED PARTICLES

Let us now estimate the production rate of new physics in the collision of these cosmic hadrons with atmospheric nucleons. The probability that a hadron h of energy E produces the exotic particle(s) X is determined by the cross section $\sigma_X^{hN}(E)$ and the total cross section with the air, $\sigma_T^{ha}(E)$:

$$P_X^h(E) = \frac{A}{\sigma_T^{ha}} \sigma_X^{hN}; \quad (3)$$

where we assume $A = 14.6$ nucleons in a nucleus of air. Taking the total fluxes $d_h = dE$ of the three species of hadrons in Fig. 1 we obtain that the flux of exotic particles (of any energy) is just

$$\Phi_X = \sum_{h=N;K} \int_{E_{min}}^{E_{max}} dE \frac{d_h}{dE} P_X^h(E); \quad (4)$$

If we are interested in the energy distribution of X we must evaluate

$$\frac{d\Phi_X}{dE_X} = \sum_h \int_{E_X}^{E_{max}} dE \frac{d_h}{dE} \frac{A}{\sigma_T^{ha}} \frac{d\sigma_X^{hN}}{dE_X}; \quad (5)$$

where E_X is the energy of X and the cross sections inside the integral are evaluated at E . The cross sections

h	C_0^h [mb]	C_1^h [mb]	C_2^h [mb]
N	185.7	13.3	0.08
	100.5	16.9	0.00
K	79.7	13.9	0.05

TABLE II: Constants defining the total cross section with the air.

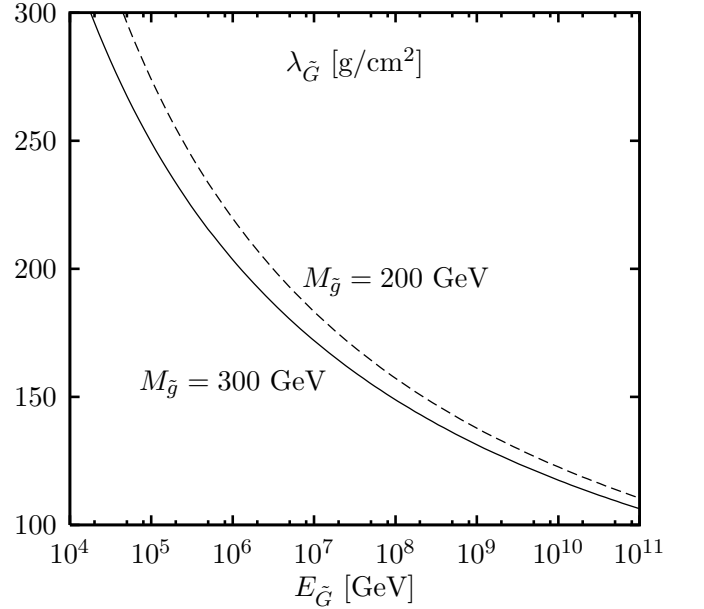


FIG. 2: Interaction length in air λ_G of the gluino hadron. The interaction length in water is a 32% shorter.

with the air above 10^4 GeV can be approximated by $\sigma_T^{ha} = C_0^h + C_1^h \log(E/\text{GeV}) + C_2^h \log^2(E/\text{GeV})$, with the constants given in Table II.

As we mentioned above, to be of interest the exotic particle should be penetrating and survive the air shower where it was produced. We will then consider two different cases. The first one is the long-lived gluino \tilde{g} of split-SUSY models [2]. In the most evasive scenario the gluino fragments always into an electrically neutral gluino-gluon hadronic state G . The experimental bounds on the mass M are in this case around 170 GeV [16]. The gluino hadron will interact often with the air, its interaction length (in Fig. 2) can be estimated [17] as $\lambda_G \approx (16/9)$ at $E_G = E_M = m$ (i.e., when both hadrons have the same velocity). However, in each interaction it will lose a very small fraction of its energy $E = E - kM$, where $k = 0.14 \{0.35 \text{ GeV and } M \text{ is the gluino mass [16]. Therefore, the gluino hadron is very penetrating. In particular, it keeps going after the atmosphere has absorbed most of$

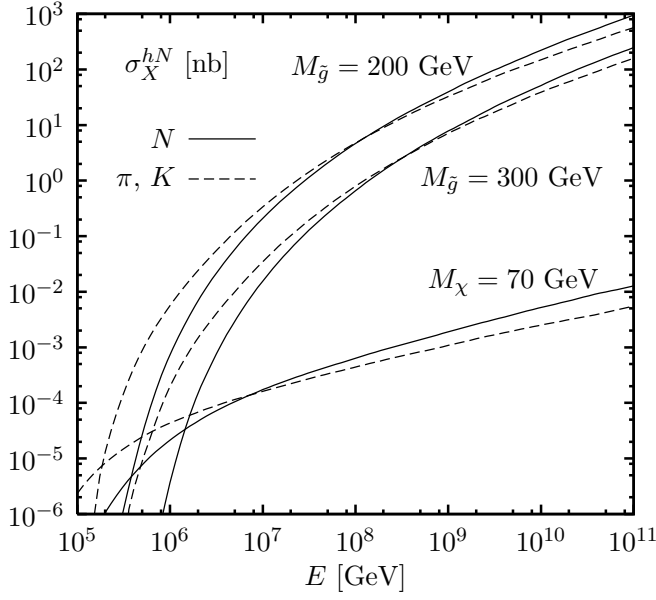


FIG. 3: Total cross sections σ_X^{hN} with $X = gg$ and $h = N; \pi, K$.

the hadrons in quasi-horizontal showers.

The parton-parton cross sections to produce gluino pairs can be easily obtained taking the limit of large squark mass in the general expressions given in Ref. [18], and we include them in the Appendix. In Fig. 3 we plot the total hN ($h = N; \pi, K$) cross sections σ_{gg}^{hN} to produce gluino pairs for values of the hadron energy between 10^4 and 10^{11} GeV and $M_{\tilde{g}} = 200; 300$ GeV. We have assumed isospin symmetry to deduce the kaon PDFs and have taken a renormalization scale $\mu = 0.2M$, as suggested by a NLO calculation [19].

We can now calculate the flux of gluino pairs produced in the atmosphere. In Fig. 4 we plot the flux $\Phi_{\tilde{g}\tilde{g}}$ for values of $M_{\tilde{g}}$ between 150 and 400 GeV. We express this flux in gluino pairs per year, squared kilometer and sterad. Multiplying by 2 sterad, for example, we can read that the km^2 IceCube detector would be exposed to one downgoing gluino pair per year if $M_{\tilde{g}} = 160$ GeV. Around a 64% of the gluino flux would be produced by the primary nucleons, whereas the rest corresponds to secondary nucleons (16%), pions (16%) and kaons (4%). In Fig. 5 we give the energy distribution of the gluinos for $M_{\tilde{g}} = 200; 300$ GeV. The energy E is in this case the total energy of the two gluinos in the lab frame. In the next section we comment on the phenomenological relevance of these results.

The second nonstandard particle that we would like

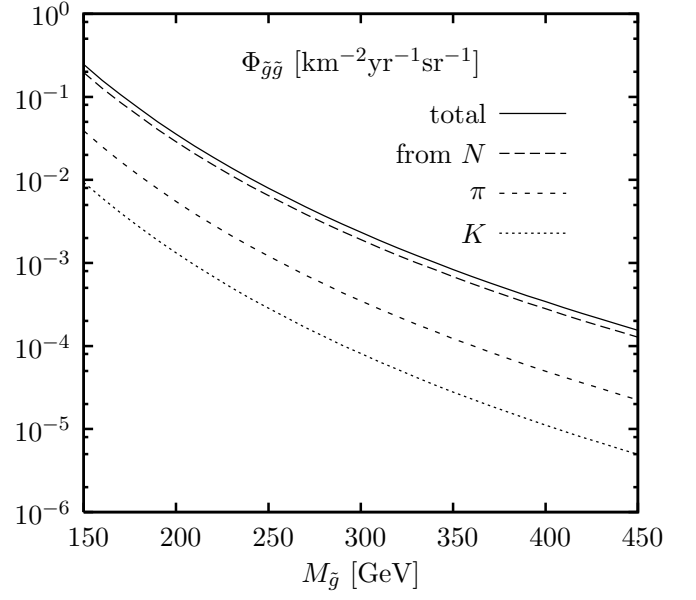


FIG. 4: Flux of gluino pairs as a function of the gluino mass. We separate the contribution of the different hadrons to this flux.

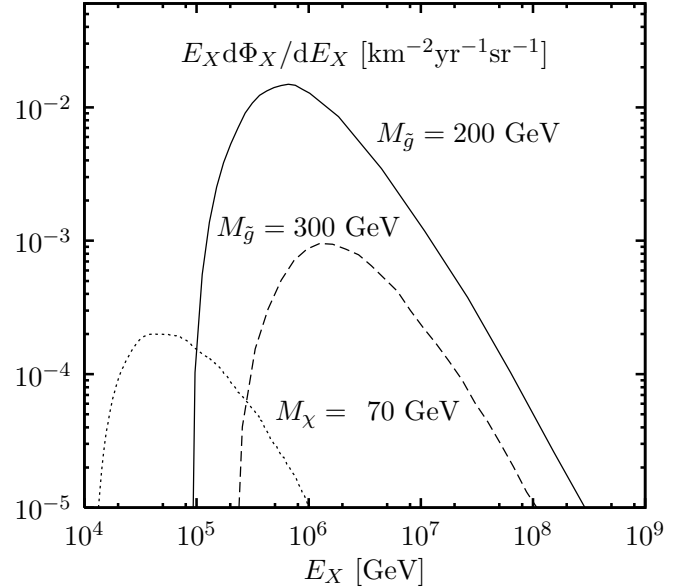


FIG. 5: Energy distribution of the gluino and WIMP events.

to consider is a stable WIMP constituting the dark matter of the universe. To define a simple scenario, we assume that $\tilde{\chi}$ is a Majorana fermion with only weak interactions and a relatively light mass, $M_{\tilde{\chi}} = 70$ GeV, and that all other possible particles (neutral or charged in the same $SU(2)_L$ multiplet) are at least 30 GeV heavier. The latter requirement is necessary to avoid collider bounds, and will imply that coannihilations at temperatures be-

low $M_{\tilde{g}}$ are irrelevant. We also need a discrete symmetry similar to the R-parity to make \tilde{g} stable. Under these hypotheses, the only relevant parameter to determine the relic abundance of this particle is its coupling to the Z boson. We will assume a coupling ($g=2c_W$). The parameter fixes the annihilation rate of \tilde{g} pairs into quarks and leptons (with a Z in the s channel) and then the contribution of \tilde{g} to the energy density of the universe. It is a simple exercise to obtain that for $M_{\tilde{g}} = 70$ GeV we must have $\Omega_{\tilde{g}} \approx 0.25$. Notice that although one can find explicit realizations in SUSY models [20], this is a generic scenario [21].

We can now estimate the flux of \tilde{g} pairs produced by cosmic rays. Again, the \tilde{g} cross section [22] (see the Appendix) depends only on the coupling with the Z boson (we neglect virtual effects of heavier particles as well as the production of heavier fields that may decay into plus standard particles). In Fig. 3 we have included \tilde{g} . The flux of downgoing dark-matter particles would be $4.6 \cdot 10^{-4}$ pairs per year, squared kilometer and sterad. Their energy distribution is shown in Fig. 5.

IV. NEW PHYSICS IN A SINGLE EVENT OF ULTRA HIGH ENERGY

We would also like to find the probability for the production of gluino or WIMP pairs in single events of the highest energy (the ones to be measured at AUGER). In Table I we give two simulations of showers of high ($x_F = 0.3$) and low ($x_F = 0.03$) elasticity, both with a proton primary of energy 10^{10} GeV. For $M_{\tilde{g}} = 200$ (300) GeV the probability to produce a gluino pair in each shower is $P_{\tilde{g}\tilde{g}}^a = 5.4 \cdot 10^{-5}$ ($9.7 \cdot 10^{-6}$) and $P_{\tilde{g}\tilde{g}}^b = 4.3 \cdot 10^{-5}$ ($6.6 \cdot 10^{-6}$), respectively. Around a 20% of this probability corresponds to the primary proton, whereas the rest expresses the probability that the gluino pair is produced by secondary hadrons inside the shower. Notice that the shower with no leading hadron after the first interaction has more hadrons of intermediate and lower energies. For a light gluino these tend to compensate the effect of the leading hadron (i.e., $P_{\tilde{g}\tilde{g}}^b \approx P_{\tilde{g}\tilde{g}}^a$). However, as the gluino mass $M_{\tilde{g}}$ increases the less energetic hadrons are not able to produce gluinos and $P_{\tilde{g}\tilde{g}}^b$ becomes significantly smaller than $P_{\tilde{g}\tilde{g}}^a$.

The probability to produce the pair of WIMPs in these two showers is $P^a = 2.5 \cdot 10^{-8}$ and $P^b = 3.1 \cdot 10^{-8}$.

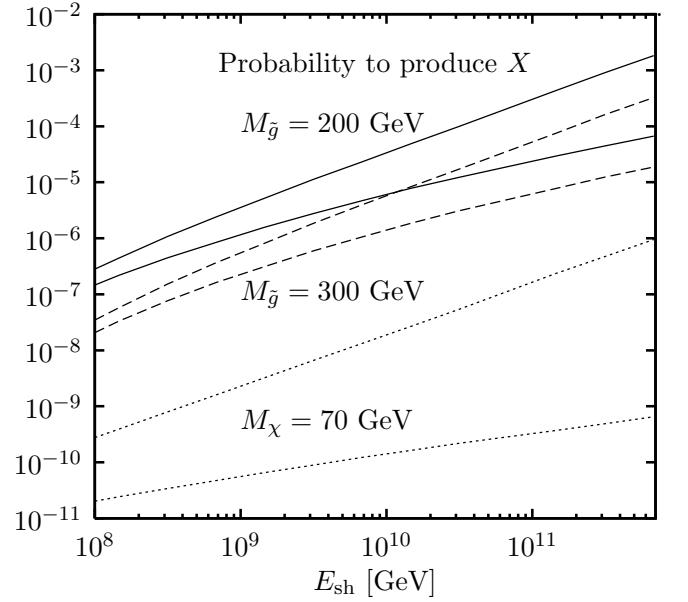


FIG. 6: Probability to create $X = \tilde{g}\tilde{g}$ by a primary nucleon (lower lines) or by the primary or any secondary hadron inside the shower (upper lines) as a function of the shower energy.

In this case the particles, of mass $M_{\tilde{g}} = 70$ GeV, can be effectively produced by hadrons of intermediate energy and $P^b > P^a$.

In Fig. 6 we plot the average probability to produce gluinos (and WIMPs) for a primary proton of energy between above 10^8 GeV. We separate the probability that the gluinos are produced by the primary or secondary hadrons inside the shower. Notice that secondary pions are the main source of gluinos in showers above 10^8 GeV.

V. DETECTABILITY OF THE GLUINO PAIRS

The flux of WIMPs that we have obtained does not seem to imply any experimental consequences in neutrino telescopes or air shower experiments (it is much smaller than the neutrino flux from secondary pion decays). The flux of gluino pairs, however, may not be invisible.

As mentioned above, IceCube (around 1 km^2 of area) [12] would be exposed to one gluino pair per year if $M_{\tilde{g}} = 160$ GeV. Since this mass is already below the experimental limits from the Tevatron, such an event would be unexpected. For example, if $M_{\tilde{g}} = 200$ (300) GeV the probability to have the two gluinos crossing IceCube in one year is just around 0.22 (0.015). Let us assume that such

unexpected event actually happens. The mean energy of the gluino pair is around $E_0 = 2.1 \cdot 10^6$ ($5.1 \cdot 10^6$) GeV, and we obtain an average angle between the two gluinos $\theta_{gg} = 8.8 \cdot 10^{-4}$ ($5.4 \cdot 10^{-4}$) rad. If we approximate a constant interaction length in water $\lambda_g = 175$ g/cm² for the gluino hadron and a linear energy loss per interaction $E = k$ with $k = 0.2$ GeV. This means that a G of $M = 200$ GeV deposits a 1 per mille of its energy every 1.8 meters of water. It is then easy to deduce that the energy of the gluino pair at a depth x is just

$$E_G = E_0 \exp(-x/\lambda_g); \quad (6)$$

where $x_0 = \lambda_g M/k = 1.8 \cdot 10^5$ ($2.6 \cdot 10^5$) g/cm² for $M = 200$ (300) GeV. Therefore, two vertical gluinos would reach a depth $x_1 = 1.4 \cdot 10^5$ g/cm² (the top of IceCube) with a total energy around $E_1 = 1.1 \cdot 10^6$ ($2.1 \cdot 10^6$) GeV. If they are produced at an altitude $H = 20$ km, the gluinos will enter IceCube separated by 18 (11) meters and will deposit $E = 4.7 \cdot 10^5$ ($1.5 \cdot 10^5$) GeV of energy through the kilometer long detector. Such a signal could be clearly distinguished from a typical muon bundle in an air shower core.

More frequent events could be obtained in the larger air shower experiment AUGER. The number of gluino pairs of $M = 200$ (300) GeV hitting per year the 3000 km² AUGER area would be around

$$N_{gg} = \int_0^{Z_1} d\cos^2 \theta \cos^2 \theta A \cos^2 \theta \lambda_g^{-1} \approx 330 \text{ (22)}; \quad (7)$$

where θ is the zenith angle. However, this is not a very significant number, as these gluinos are inside the air shower where they were produced, and many of these showers have an energy below the 10^8 GeV threshold in AUGER. In Fig. 7 we plot the distribution of the 330 (22) gluino pairs as a function of the primary energy. We obtain an estimate of 20 (2) gluino events per year inside showers above 10^8 GeV. A 75% of these events come from a zenith angle below 60° whereas the remaining 25% are showers reaching AUGER quasi-horizontally, with a larger zenith angle.

Let us then analyze a typical gluino event inside a 10^{10} GeV shower for $M = 200$ GeV. Once created, the average angle between the gluinos is $4.7 \cdot 10^{-4}$ rad, whereas the total energy of the pair is around $5.2 \cdot 10^7$ GeV. The gluino hadrons will interact every 160 g/cm², depositing in each interaction an average one per mille of their energy (this corresponds to the value $k = 0.2$ given above). Notice that the signal produced by a gluino hadron is

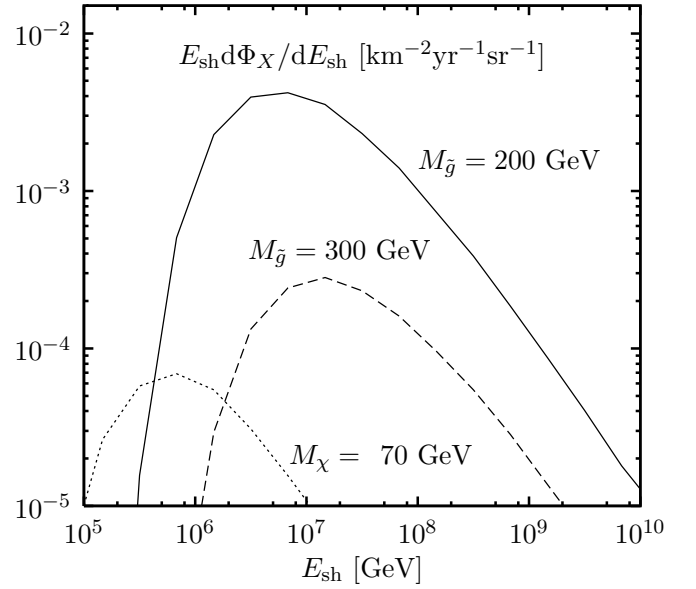


FIG. 7: Distribution of the gluino pairs as a function of the shower energy.

quite different from that produced by a light hadron of the same energy. A proton deposits most of its energy within a couple of vertical atmospheres (2000 g/cm²), whereas the gluino would interact in the same interval around 12 times, depositing a fraction 10^{-3} of hadronic energy every time. The gluino signal inside an extensive shower is more homogeneous, after 4 or 5 interaction lengths it is a trace of constant energy. Notice also that the number of muons from pion decays that the gluino produces grows proportional to the length of that trace.

Therefore, one needs to distinguish two types of events, the vertical ones (with a zenith angle $< 60^\circ$) and the quasi-horizontal ones (with $> 60^\circ$). If the gluinos are produced in a 10^{10} GeV vertical shower they will take a 0.5% of the initial energy and deposit a 6% of that energy in two traces separated by ≈ 9 m. Each trace is the superposition of hadronic showers of $2.6 \cdot 10^4$ GeV separated by 160 g/cm², i.e., around $1.6 \cdot 10^5$ GeV of energy in each gluino trace. It is unclear if such a distortion in the profile of an extensive shower can be detected in AUGER. Quasi-horizontal showers, however, could provide a more promising signal. At large zenith angles the depth of the atmosphere increases up to 36000 g/cm² for $\theta = 90^\circ$, and this has three important effects on the gluino signal. First, the two gluino hadrons will cross the AUGER surface with a larger separation than in vertical showers. In particular, horizontal events come from a distance $D = \frac{p}{2H R_T}$, where $H = 20$ km and R_T is

the radius of the Earth. This gives a separation D_{gg} . Second, after a certain depth most of the hadronic energy of the shower has been absorbed by the atmosphere, leaving only muons (and invisible neutrinos). In contrast, the hadron content in the gluino trace is basically constant, as each \tilde{G} starts a $2.6 \cdot 10^4$ GeV shower every 160 g/cm^2 . Therefore, the detectors would observe charged hadrons and muons produced by the two gluinos but just muons from the core of the shower. The third effect on these inclined events is that the total number of muons produced in the gluino traces will be larger than in vertical showers. This is because the total hadronic energy deposited by the gluino hadrons grows almost linearly with the depth. In this way, the two gluinos inside the 10^{10} GeV event would deposit around 10^7 GeV (a 20% of their total energy) if they come horizontally crossing a depth of 36000 g/cm^2 .

VI. SUMMARY AND DISCUSSION

Cosmic ray experiments could provide a window to explore physics beyond the standard model, complementing accelerator experiments. The primary nucleons or secondary hadrons inside an air shower may produce new massive particles when they interact with atmospheric nucleons. We first have determined the total flux of hadrons within cosmic rays. We think Fig. 1 is a relevant result, as it is this (and not just the flux of primaries) the relevant flux to evaluate the production rate of new physics by cosmic rays. Then we have discussed how to calculate the creation of a massive particle, focussing on the long-lived gluino of split-SUSY models. We have shown that the flux of gluino hadrons produced by very energetic cosmic rays allows the possibility of isolated gluino events crossing a km^2 neutrino telescope like IceCube. In the larger detector AUGER, for a gluino mass $M = 200 \text{ GeV}$ we obtain an estimate of 20 gluino events per year inside air showers of energy above 10^8 GeV . We have argued that the gluinos could modify substantially the profile of the showers with a large zenith angle. The gluino hadrons propagate losing a 1 per mille of their energy in every interaction length, defining an air shower with an approximately constant number of hadrons and with a number of muons that grows linearly with the depth. Therefore, the signal is stronger if they are created inside showers that reach AUGER from a large zenith angle. We think that the possibility of de-

tecting in AUGER such a signal deserves a more detailed study.

We thank Carlos Garcia Canal and Paolo Lipari for useful discussions. This work has been supported by MEC of Spain (FPA2003-09298-C02-01) and Junta de Andalucía (FQM-101). We also acknowledge financial support from a grant CICYT-INFN (06-13).

APPENDIX A: PARTONIC CROSS SECTIONS

Making use of the Mandelstam variables, $s + t + u = 2M^2$, and the polar angle in the center of mass frame, $t = -(1 + \beta^2 \cos^2 \theta) s$, with $\beta = \sqrt{1 - 4M^2/s}$ and $\theta = (1 - \beta^2)^{1/2}$, the cross-sections read:

$$\frac{d}{d\cos\theta} = \frac{s}{2} \frac{d}{dt}; \quad = \frac{1}{2} \frac{d}{d\cos\theta} \frac{d}{d\cos\theta} : \quad (\text{A1})$$

$gg \rightarrow gg$:

$$\begin{aligned} \frac{d}{dt} = & \frac{9}{4s^2} \frac{2(t - M^2)(u - M^2)}{s^2} + \frac{M^2(s - 4M^2)}{(t - M^2)(u - M^2)} \\ & + \frac{(t - M^2)(u - M^2) - 2M^2(t + M^2)}{(t - M^2)^2} \\ & + \frac{(t - M^2)(u - M^2) + M^2(u - t)}{s(t - M^2)} \\ & + \frac{(u - M^2)(t - M^2) - 2M^2(u + M^2)}{(u - M^2)^2} \\ & + \frac{(u - M^2)(t - M^2) + M^2(t - u)}{s(u - M^2)} ; \end{aligned} \quad (\text{A2})$$

$$= \frac{3}{4s} \left[3 - 1 + \frac{1}{4} \log \frac{1 + \beta}{1 - \beta} \right] : \quad (\text{A3})$$

$qq \rightarrow gg$:

$$\frac{d}{dt} = \frac{8}{3s^2} \frac{(t - M^2)^2 + (u - M^2)^2 + 2M^2 s}{s^2}; \quad (\text{A4})$$

$$= \frac{8}{9s} \left[1 + \frac{1}{4} \log \frac{1 + \beta}{1 - \beta} \right] : \quad (\text{A5})$$

$qq \rightarrow q\tilde{g}$:

$$\frac{d}{d\cos\theta} = \frac{s^2}{32s_W^4 C_W^4} \frac{s^3}{(s - M_Z^2)^2} \quad (\text{A6})$$

$$(1 - 4 + 8^2)(1 + \cos^2 \theta); \quad (\text{A7})$$

$$= \frac{s^2}{24s_W^4 C_W^4} \frac{s^3}{(s - M_Z^2)^2} (1 - 4 + 8^2); \quad (\text{A8})$$

with $\mathcal{D}_q = \mathcal{D}_W^2$ and $\mathcal{D}_W = 0.25$ (see discussion in Sect. III).

-
- [1] V. A. Griest, S. M. Barr, J. F. Donoghue and D. Seckel, Phys. Rev. D 57 (1998) 5480 [arXiv:hep-ph/9707380].
- [2] N. Arkani-Hamed and S. Dimopoulos, JHEP 0506 (2005) 073 [arXiv:hep-th/0405159].
- [3] C. L. Bennett et al., Astrophys. J. Suppl. 148 (2003) 1 [arXiv:astro-ph/0302207]; D. N. Spergel et al. [WMAP Collaboration], Astrophys. J. Suppl. 148 (2003) 175 [arXiv:astro-ph/0302209].
- [4] S. Weinberg, Phys. Rev. Lett. 59 (1987) 2607.
- [5] J. Erler and P. Langacker, "Electroweak model and constraints on new physics," arXiv:hep-ph/0407097, in S. Eidelman et al. [Particle Data Group], Phys. Lett. B 592 (2004) 1.
- [6] T. Yanagida, Prog. Theor. Phys. 64 (1980) 1103; M. Gell-Mann, P. Ramond and R. Slansky, in Proceedings of the Workshop on Supergravity, Stony Brook, New York, September 27-28, 1979, eds. P. van Nieuwenhuizen and D. Friedman (North-Holland, Amsterdam, 1979), p. 315-321; R. N. Mohapatra and G. Senjanovic, Phys. Rev. Lett. 44 (1980) 912.
- [7] B. W. Lee and S. Weinberg, Phys. Rev. Lett. 39 (1977) 165.
- [8] W. M. Yao et al. [Particle Data Group], J. Phys. G 33 (2006) 1.
- [9] K. G. Wilson, Ann. Rev. Nucl. Part. Sci. 10 (1960) 63.
- [10] P. Lipari, Astropart. Phys. 1 (1993) 195.
- [11] G. Domokos and S. Kovacs-Domokos, Phys. Rev. Lett. 82 (1999) 1366; J. L. Feng and A. D. Shapere, Phys. Rev. Lett. 88 (2002) 021303; L. A. Anchordoqui, J. L. Feng, H. Goldberg and A. D. Shapere, Phys. Rev. D 65 (2002) 124027; M. Kowalski, A. Ringwald and H. Tu, Phys. Lett. B 529 (2002) 1; S. I. Dutta, M. H. Reno and I. Sarcevic, Phys. Rev. D 66 (2002) 033002; A. Cafarella, C. Coriano and T. N. Tomaras, JHEP 0506 (2005) 065 F. Comet, J. I. Illana and M. Masip, Phys. Rev. Lett. 86 (2001) 4235; J. I. Illana, M. Masip and D. Meloni, Phys. Rev. Lett. 93 (2004) 151102; Phys. Rev. D 72 (2005) 024003.
- [12] J. Ahrens et al. [IceCube Collaboration], Astropart. Phys. 20 (2004) 507
- [13] L. Anchordoqui, T. Han, D. Hooper and S. Sarkar, Astropart. Phys. 25 (2006) 14.
- [14] D. Heck, G. Schatz, T. Thouw, J. Knapp and J. N. Capdevielle, CORSIKA: A Monte Carlo code to simulate extensive air showers, Report FZKA-6019 (1998), Forschungszentrum Karlsruhe; <http://www-ik.fzk.de/corsika>
- [15] The Pierre Auger Collaboration, The Pierre Auger Observatory Technical Design Report, 2001, <http://www.auger.org/adm/in>
- [16] J. L. Hewett, B. Lillie, M. Masip and T. G. Rizzo, JHEP 0409, 070 (2004).
- [17] H. Baer, K. M. Cheung and J. F. Gunion, Phys. Rev. D 59 (1999) 075002
- [18] S. Dawson, E. Eichten and C. Quigg, Phys. Rev. D 31 (1985) 1581.
- [19] W. Beenakker, R. Hopker, M. Spira and P. M. Zerwas, Nucl. Phys. B 492 (1997) 51; M. Spira, Squark and gluino production at hadron colliders, arXiv:hep-ph/9711408.
- [20] M. Masip and I. Mastromatteo, Phys. Rev. D 73 (2006) 015007.
- [21] For collider bounds, see A. Birkedal, K. Matchev and M. Perelstein, Phys. Rev. D 70 (2004) 077701; J. L. Feng, S. Su and F. Takayama, Phys. Rev. Lett. 96 (2006) 151802.
- [22] E. Ma and J. T. Pantaleone, Phys. Rev. D 40 (1989) 2172.