

The continuum and interference effect in $e^+e^- \rightarrow D^0\bar{D}^0; D^+D^-$ processes

Mao-Zhi Yang

CCAST (World Laboratory), P.O.Box 8730, Beijing 100080, China
 Institute of High Energy Physics, P.O.Box 918, Beijing 100049, China
 (Dated: May 25, 2019)

In the e^+e^- annihilation processes $e^+e^- \rightarrow D^0\bar{D}^0; D^+D^-$ near or above the threshold of $D\bar{D}$, there are not only the resonance contribution $e^+e^- \rightarrow (3770) \rightarrow D^0\bar{D}^0; D^+D^-$, but also the continuum contribution through virtual photon directly $e^+e^- \rightarrow \gamma^* \rightarrow D^0\bar{D}^0; D^+D^-$. The amplitudes through virtual photon directly and through resonance can interfere seriously. We consider the continuum and interference effect in the $D\bar{D}$ production process in e^+e^- annihilation. We find that the effect is significant near and above the threshold of the $D\bar{D}$ mesons.

PACS numbers: 13.25.Gv, 13.66.Bc, 14.40.Gx

The e^+e^- annihilation processes $e^+e^- \rightarrow D^0\bar{D}^0$ and D^+D^- just above the $D\bar{D}$ threshold are important, they occur significantly through the charmonium resonance (3770). They can be used to determine the resonance parameters of (3770), the mass M and decay width Γ . The resonance (3770) decays dominantly to $D\bar{D}$ final state. Recently CLEO collaboration measured the difference between the cross sections of $e^+e^- \rightarrow (3770) \rightarrow$ hadrons and $e^+e^- \rightarrow (3770) \rightarrow D\bar{D}$ at the center of mass energy $E_{cm} = 3.773$ GeV. Their result is $(0.01 \pm 0.08^{+0.41}_{-0.30})$ nb, which is consistent with zero [1]. This result indicates that the branching fraction of (3770) \rightarrow non- $D\bar{D}$ decay is small. In addition, except for $J = 1^+$ final state and some radiative transition processes, no statistically significant signals of non- $D\bar{D}$ decays of (3770) have been detected [2, 3]. From the detected non- $D\bar{D}$ decay modes of (3770) by experiment [2], one can estimate that the summed branching fractions of (3770) to non- $D\bar{D}$ final states is at most 2 or 3%. Therefore about 98 or 97% of (3770) resonances decay to $D\bar{D}$ final states.

It is generally assumed that the process $e^+e^- \rightarrow D\bar{D}$ just above the threshold of the $D\bar{D}$ is almost completely contributed by (3770), while the continuum contribution of virtual photon is not important.

BESII and CLEO-c have measured the cross sections of $e^+e^- \rightarrow D^0\bar{D}^0$, and D^+D^- at the center-of-mass energy $\sqrt{s} = 3.773$ GeV [4, 5]. Based on these data, we show in this paper, if one accepts that the branching ratio of (3770) $\rightarrow D\bar{D}$ is at most as large as 97 or 98%, to understand the data of the cross section of $e^+e^- \rightarrow D\bar{D}$, one has to consider both the continuum contribution of $e^+e^- \rightarrow \gamma^* \rightarrow D\bar{D}$ and the interference effect between the amplitudes of $e^+e^- \rightarrow (3770) \rightarrow D\bar{D}$ and $e^+e^- \rightarrow \gamma^* \rightarrow D\bar{D}$.

As shown in Fig.1, the process of e^+e^- annihilating into $D\bar{D}$ can occur either through the intermediate resonance (3770) or directly through the virtual photon. To calculate these diagrams, one needs to know the coupling of (3770) with $D\bar{D}$, the coupling of (3770) with the virtual photon, and the form factor $F_{D\bar{D}}$ describing

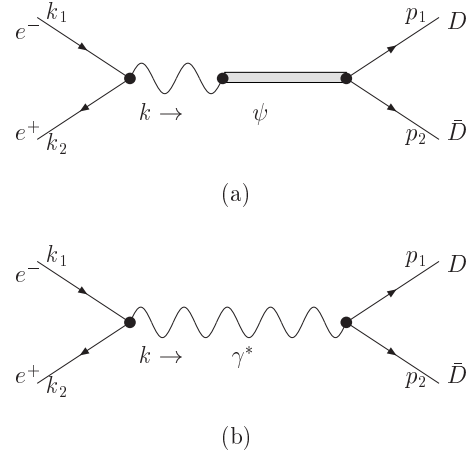


FIG. 1: Feynman diagrams for $e^+e^- \rightarrow D\bar{D}$ near the resonance (3770).

the interaction of $D\bar{D}$ with the electromagnetic current. The coupling $g_{D\bar{D}}$ can be defined by

$$\langle D(p_1) \bar{D}(p_2) | j_\mu | 0 \rangle = i g_{D\bar{D}} \epsilon_\mu^{(\lambda)} (p_1, p_2) (2)^{4-4} (p_1 - p_2); \quad (1)$$

where $\epsilon_\mu^{(\lambda)}$ denotes (3770), $\epsilon_\mu^{(\lambda)}$ is the polarization vector of (3770), and λ stands for the polarization state. The coupling of ψ with the electromagnetic current can be described by the following equation

$$\langle 0 | j_\mu | \psi \rangle = f m \epsilon_\mu^{(\lambda)}; \quad (2)$$

where m is the mass of (3770), and f its decay constant, which can be determined by the measured decay width of $\psi \rightarrow e^+e^-$. In the following analysis, we use $f = 95.5$ MeV. From eq.(2), one can get the effective vertex of the resonance and the electromagnetic current: $iQ_c e f m \epsilon_\mu^{(\lambda)}$. The propagator of resonance is taken as the Breit-Wigner form

$$\frac{i}{p^2 - m^2 + im\Gamma}; \quad (3)$$

here Γ is the total decay width of (3770) . Then one can obtain the amplitude of Fig.1a

$$T_a = ig_{DD} Q_c e^2 f_m (p_1 p_2) \frac{1}{s - m^2 + im} \frac{1}{\Gamma} v(k_2) u(k_1); \quad (4)$$

where $s = (k_1 + k_2)^2$, $u(k_1)$ and $v(k_2)$ are the Dirac spinors for the electron and positron, respectively.

The coupling of the meson pair DD with the electromagnetic current can be parameterized as the electromagnetic form factor F_{DD}

$$\langle D(p_1) D(p_2) | j_{em} | 0 \rangle = F_{DD}(q^2) (p_1 p_2); \quad (5)$$

where $j_{em} = Q_c c$, is the electromagnetic current, and $q = p_1 + p_2$. With this definition of the electromagnetic form factor, the vertex of the virtual photon and DD is $ieF_{DD}(q^2) (p_1 p_2)$. Then the amplitude of Fig.1b can be obtained

$$T_b = ie^2 F_{DD}(s) (p_1 p_2) \frac{1}{s} v(k_2) u(k_1); \quad (6)$$

Combining eqs.(4) and (6), one can obtain the total amplitude of $e^+ e^- \rightarrow D^0 D^0$ or $D^+ D^-$

$$T = ie^2 v(k_2) u(k_1) (p_1 p_2) \frac{1}{s} \left[F_{DD}(s) + \frac{g_{DD} Q_c f_m}{s - m^2 + im} e^i \right]; \quad (7)$$

where an arbitrary phase factor e^i is added, which should be determined by experiment. With the above amplitude, one can obtain the cross section of $e^+ e^- \rightarrow D^0 D^0$ and/or $D^+ D^-$

$$\begin{aligned} \sigma(e^+ e^- \rightarrow D^0 D^0; D^+ D^-) &= \frac{1}{3} \frac{(s - 4m_D^2)^{3/2}}{s^{5/2}} \times \\ &\times \left| F_{DD}(s) + \frac{g_{DD} Q_c f_m}{s - m^2 + im} e^i \right|^2; \end{aligned} \quad (8)$$

where $\alpha = 1/137$, is the fine structure constant.

To proceed to the numerical analysis of the cross section of $e^+ e^- \rightarrow DD$, one needs the knowledge of the coupling g_{DD} and the form factor $F_{DD}(s)$. For the coupling g_{DD} , we can estimate it from the knowledge of the branching ratio of $(3770) \rightarrow D^0 D^0$ and $(3770) \rightarrow D^+ D^-$. From eq.(1) we can get the branching ratio

$$Br((3770) \rightarrow D^0 D^0; D^+ D^-) = \frac{g_{DD}^2}{6} \frac{p_D^3}{m^2} \frac{1}{\Gamma}; \quad (9)$$

where p_D is the three-momentum of the D meson in (3770) decay. The isospin violation effect for g_{DD} is not considered here, since it is only at one or two percentage level. We take the mass and the total width of

TABLE I: Branching ratio of $Br((3770) \rightarrow DD)$ and the coupling g_{DD} .

g_{DD}	$Br(D D)$	$Br(D^0 D^0)$	$Br(D^+ D^-)$	$\frac{Br(D^0 D^0)}{Br(D^+ D^-)}$
12.7	97.4%	58.0%	39.4%	1.47

(3770) $m = 3771.1$ MeV, $\Gamma = 23.0$ MeV [2], and the total branching fraction of (3770) decays to $D^0 D^0$ and $D^+ D^-$ to be $Br((3770) \rightarrow DD) = 97\%$ in the numerical estimation, which is relevant to take $g_{DD} = 12.7$. The value of g_{DD} and the results for the branching ratios of $(3770) \rightarrow DD$ are listed in Table I. The ratio of $\frac{Br(D^0 D^0)}{Br(D^+ D^-)} = 1.47$, which is within the error of the experimental value: $2.43 \pm 1.50 \pm 0.43$ [6].

Now we consider the cross section of $e^+ e^- \rightarrow D^0 D^0$ and $D^+ D^-$ with $g_{DD} = 12.7$. At first we calculate the cross section without the continuum contribution, i.e., taking the form factor $F_{DD}(s) = 0$ in eq. (8). The results are listed in Table II. It shows that, without the continuum contribution, both of the results of the cross sections of $e^+ e^- \rightarrow D^0 D^0$ and $D^+ D^-$ are seriously larger than the experimental data at $\sqrt{s} = 3.773$ GeV. To improve the theoretical prediction, one choice is to include the contribution of the direct virtual photon in the $e^+ e^- \rightarrow DD$ process.

TABLE II: The cross sections of $e^+ e^- \rightarrow D^0 D^0$ and $D^+ D^-$ at $\sqrt{s} = 3.773$ GeV without the direct virtual photon contribution, which are compared with experimental data. The experimental data are taken from Ref.[4].

	The calculation	Exp. data
$D^0 D^0$	6.5 nb	(4.6 ± 0.12 ± 0.45) nb
$D^+ D^-$	4.5 nb	(3.29 ± 0.10 ± 0.37) nb

For considering the contribution of the intermediate virtual photon, we assume the electromagnetic form factor of DD to be the following form

$$F_{DD}(s) = \frac{m^2 F_0}{s}; \quad (10)$$

This behavior of s -dependence is similar to the form factors of light mesons [7, 8].

Now substitute eq.(10) into eq.(8), one can calculate the cross section depending on the center-of-mass energy \sqrt{s} , provided one knows the values of the parameter F_0 in eq.(10) and the relative phase between the resonance and the direct virtual photon contribution in eq. (8). To estimate the allowed values for F_0 and ϕ , we plot the cross section of $e^+ e^- \rightarrow D^0 D^0$ in Fig.2 by varying the values of F_0 and ϕ . The two dashed horizontal lines stand for the experimental result with the upper and lower errors [4]. The curves between this two dashed lines are allowed by the experimental data. Similar plots can be obtained for the cross section of $e^+ e^- \rightarrow D^+ D^-$. We find

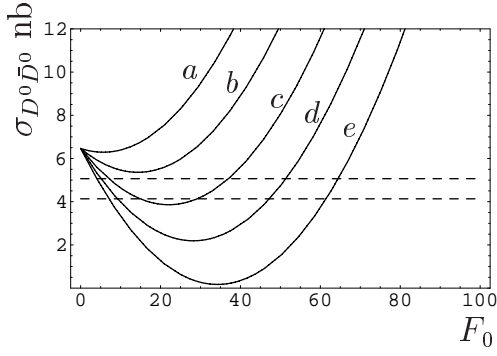


FIG. 2: The cross section of $e^+e^- \rightarrow D^0\bar{D}^0$ at $\sqrt{s} = 3.773$ GeV, varying with the parameter F_0 and the relative phase δ . The plots a, b, c, d and e are for $\delta = 0, \pi/2, \pi, 3\pi/2$ and 2π , respectively.

the common parameter space of $(F_0; \delta)$ exist, which can accommodate the data for both of the two annihilation processes $e^+e^- \rightarrow D^0\bar{D}^0$ and D^+D^- . Some illustrative results are given in Table III.

TABLE III: The numerical results for the cross sections of $e^+e^- \rightarrow D^0\bar{D}^0$ and D^+D^- at $\sqrt{s} = 3.773$ GeV with some values of $(F_0; \delta)$.

$(F_0; \delta)$	$(8.0; \pi/6)$	$(6.0; \pi/4)$	$(5.0; \pi/2)$	Exp. data [4]
$D^0\bar{D}^0$	4.9 nb	4.8 nb	4.8 nb	$(4.6 \pm 0.12 \pm 0.45)$ nb
D^+D^-	3.4 nb	3.4 nb	3.3 nb	$(3.29 \pm 0.10 \pm 0.37)$ nb

The s -dependence of the cross section of $e^+e^- \rightarrow D^0\bar{D}^0$ are shown in Fig. 3, by taking $(F_0; \delta) = (8.0; \pi/6)$, $(6.0; \pi/4)$ and $(5.0; \pi/2)$. Both of these sets of parameters can give the correct prediction at $\sqrt{s} = 3.773$ GeV. The two dashed horizontal lines are the experimental bound at $\sqrt{s} = 3.773$ GeV. The solid curve is for $(F_0; \delta) = (5.0; \pi/2)$, the dotted one for $(6.0; \pi/4)$, and the dashed one for $(8.0; \pi/6)$. The curves for the cross section changing with the center-of-mass energy \sqrt{s} are very sensitive to the form-factor parameter F_0 and the relative phase δ . With precisely measured cross section of $D^0\bar{D}^0(s)$ at enough different points of \sqrt{s} , these parameters can be possibly fitted well. This measurement can be performed in BESIII and/or CLEO-c.

How important is the continuum contribution in the resonance region in the process of $e^+e^- \rightarrow D^0\bar{D}^0$? The plot for each contribution by taking $(F_0; \delta) = (5.0; \pi/2)$ is shown in Fig. 4, where the dotted curve is the single contribution of the resonance (3770), the dashed curve is the single contribution of the virtual photon, and the solid one is the total contribution. At $\sqrt{s} = 3.773$ GeV, the single contribution of the resonance (3770) is 6.5 nb, the continuum contribution is 0.13 nb, while the combined contribution is 4.8 nb. This shows that the continuum contribution can change the final cross section as large as 30%. The interference effect is destructive. In

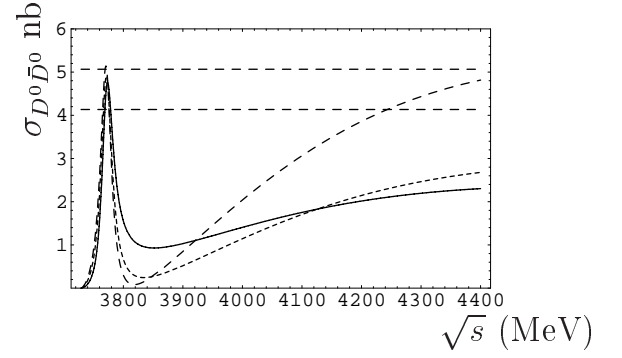


FIG. 3: The cross section of $e^+e^- \rightarrow D^0\bar{D}^0$ changing with the center-of-mass energy \sqrt{s} . The solid curve is for $(F_0; \delta) = (5.0; \pi/2)$, the dotted one for $(6.0; \pi/4)$, and the dashed for $(8.0; \pi/6)$.

the resonance region, the peak for the curve of the cross section is slightly shifted, and seriously lowered by the continuum virtualphoton contribution.

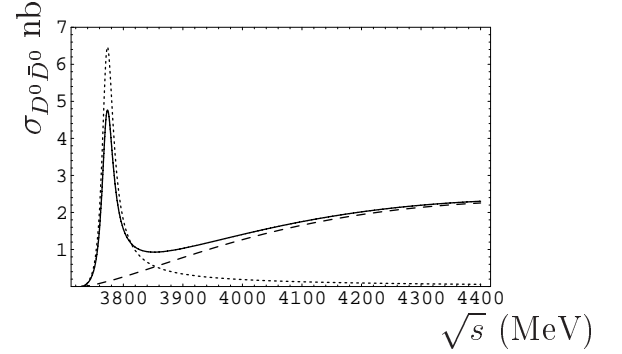


FIG. 4: The cross section of $e^+e^- \rightarrow D^0\bar{D}^0$ changing with the center-of-mass energy \sqrt{s} . The solid curve is the total contribution of the virtualphoton and the resonance (3770), where $(F_0; \delta) = (5.0; \pi/2)$ is taken, while the dotted one is for the case without the continuum virtualphoton contribution, and the dashed one is only the virtualphoton contribution.

In the numerical analysis, we did not include the possible effect of the lower resonance (3686), which is just under the threshold of $D^0\bar{D}^0$, because we do not know any information about its coupling with $D^0\bar{D}^0$. When performing the experimental analysis, the contribution of this resonance can be added into the formula of eq. (8). With large amount of experimental data about the cross section of $e^+e^- \rightarrow D^0\bar{D}^0$ at different points of \sqrt{s} , it is possible to detect whether the effect of the resonance (3686) is important. In general eq. (8) can be generalized as

$$\sigma_{D^0\bar{D}^0} = \frac{4\pi}{3} \frac{(s - 4m_D^2)^{3/2}}{s^{5/2}} + \sum_i \frac{g_{iD^0\bar{D}^0} Q_c^2 f_i^2 m_i^2}{s^2 + m_i^2 + \Gamma_i^2} e^{-\Gamma_i^2/s}; \quad (11)$$

where the summation is over all the possible resonances

which can couple to $D\bar{D}$. However, in practice, one need only consider the resonances which give large contribution.

It is still possible to understand the experimental data of the cross section of $e^+e^- \rightarrow D\bar{D}$ theoretically by decreasing the coupling of (3770) with $D\bar{D}$, $g_{D\bar{D}}$. However, this will predict a drastically smaller branching ratio of $(3770) \rightarrow D\bar{D}$, then give a larger branching ratio for the non- $D\bar{D}$ decays of (3770) . From the analysis of Ref [9] it is concluded that the branching ratio of the charmless non- $D\bar{D}$ decays of (3770) may be as large as 13% or 18%. Such a large branching fraction for non- $D\bar{D}$ decays of (3770) is not favored by the recent measurement of CLEO collaboration [1]. Without considering the direct virtual photon contribution, it would be a puzzle for understanding consistently the measured cross section of $e^+e^- \rightarrow D\bar{D}$ at the resonance region and the experimental data about the non- $D\bar{D}$ decays of (3770) [2, 3]. Now the data can be understood consistently by considering the continuum and interference effect caused by the direct virtual photon in the annihilation process of $e^+e^- \rightarrow D\bar{D}$.

In summary, we have considered the continuum and interference effect in the process of $e^+e^- \rightarrow D\bar{D}$ near and above the threshold of $D\bar{D}$. We find the effect of the direct virtual photon is crucial. By including the contribution of the direct virtual photon in $e^+e^- \rightarrow D\bar{D}$, the recent experimental data about the non- $D\bar{D}$ decays of (3770) and the measured cross section of $e^+e^- \rightarrow D\bar{D}$

can be understood consistently.

The author would like to thank Hai-Bo Li for stimulating discussions. This work is supported in part by the National Natural Science Foundation of China under contract Nos. 10205017, 10575108, and the Knowledge Innovation Project of CAS under contract U-530 (IHEP).

Electronic address: yangmz@mail.ihep.ac.cn

- [1] D. Besson et al. (CLEO Collaboration), Phys. Rev. Lett. 96, 092002 (2006).
- [2] W.-M. Yao et al. (Particle Data Group), J. Phys. G. 33, 1 (2006).
- [3] N.E. Adam et al. (CLEO Collaboration), Phys. Rev. Lett. 96, 082004 (2006); T.E. Coan et al. (CLEO Collaboration), Phys. Rev. Lett. 96, 182002 (2006).
- [4] M. Ablikim et al. (BES Collaboration), Phys. Lett. B 603, 130 (2004).
- [5] Q. He et al. (CLEO Collaboration), Phys. Rev. Lett. 96, 121801 (2005).
- [6] R. Chistov et al. (Belle Collaboration), Phys. Rev. Lett. 93, 051803 (2004).
- [7] V. Chemyak, hep-ph/9906387; A.V. Manohar, Phys. Lett. B 244, 101 (1990); J.-M. Gerard, G. Lopez Castro, Phys. Lett. B 425, 365 (1998); V. Chemyak, hep-ph/9906387.
- [8] P. Wang, X.H. Mo, C.Z. Yuan, Phys. Lett. B 557, 192 (2003).
- [9] P. Wang, C.Z. Yuan, X.H. Mo, Phys. Rev. D 70, 114014 (2004).