

# Collins Effect in SIDIS and in $e^+e^-$ Annihilation

A. V. Efremov\*, K. Goeke<sup>†</sup> and P. Schweitzer<sup>†</sup>

\*Joint Institute for Nuclear Research, Dubna, 141980 Russia. E-mail: efremov@theor.jinr.ru

<sup>†</sup>Institut für Theoretische Physik II, Ruhr-Universität Bochum, Germany

**Abstract.** We review the present understanding of the nucleon transversity distribution and Collins fragmentation function, based on Ref.[1], and discuss how Drell-Yan experiments will improve it.

**Keywords:** QCD; partons; polarization; asymmetry; chiral model

**PACS:** 13.88.+e, 13.60.Br, 13.85.Ni, 13.85.Qk

*1. Introduction.* The chirally odd transversity distribution function  $h_1^a(x)$  cannot be extracted from data on semi-inclusive deep inelastic scattering (SIDIS) alone. It enters the expression for the Collins single spin asymmetry (SSA) in SIDIS together with the chirally odd and equally unknown Collins fragmentation function [2] (FF)  $H_1^a(z)$ <sup>1</sup>

$$A_{UT}^{\sin(\phi+\phi_s)} = 2 \frac{\sum_a e_a^2 x h_1^a(x) B_G H_1^a(z)}{\sum_a e_a^2 x f_1^a(x) D_1^a(z)}. \quad (1)$$

However,  $H_1^a(z)$  is accessible in  $e^+e^- \rightarrow \bar{q}q \rightarrow 2\text{jets}$  where the quark transverse spin correlation induces a specific azimuthal correlation of two hadrons in opposite jets [5]

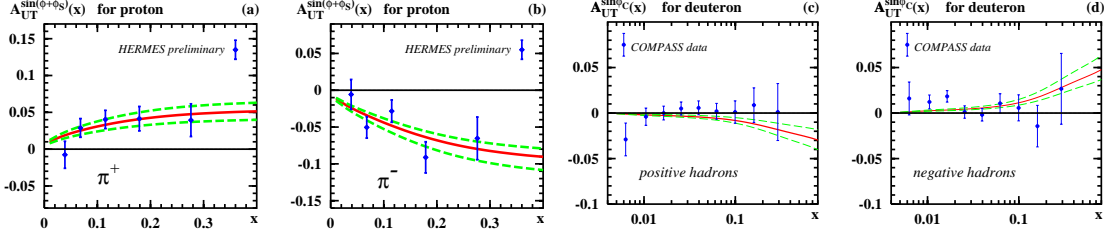
$$d\sigma = d\sigma_{\text{unp}} \underbrace{\left[ 1 + \cos(2\phi_1) \frac{\sin^2 \theta}{1 + \cos^2 \theta} C_G \times \frac{\sum_a e_a^2 H_1^a H_1^{\bar{a}}}{\sum_a e_a^2 D_1^a D_1^{\bar{a}}} \right]}_{\equiv A_1} \quad (2)$$

where  $\phi_1$  is azimuthal angle of hadron 1 around z-axis along hadron 2, and  $\theta$  is electron polar angle. Also here we assume the Gauss model and  $C_G(z_1, z_2) = \frac{16}{\pi} z_1 z_2 / (z_1^2 + z_2^2)$ .

First experimental indications for the Collins effect were obtained from studies of preliminary SMC data on SIDIS [6] and DELPHI data on charged hadron production in  $e^+e^-$  annihilations at the  $Z^0$ -pole [7]. More recently HERMES reported data on the Collins (SSA) in SIDIS from proton target [8, 9] giving the first unambiguous evidence that  $H_1^a$  and  $h_1^a(x)$  are non-zero, while in the COMPASS experiment [10] the Collins effect from a deuteron target was found compatible with zero within error bars. Finally, last year the BELLE collaboration presented data on sizeable azimuthal correlation in  $e^+e^-$  annihilations at a center of mass energy of 60 MeV below the  $\Upsilon$ -resonance [11, 12].

The question which arises is: *Are all these data from different SIDIS and  $e^+e^-$  experiments compatible, i.e. due to the same effect, namely the Collins effect?*

<sup>1</sup> We assume a factorized Gaussian dependence on parton and hadron transverse momenta [3] with  $B_G(z) = (1 + z^2 \langle \mathbf{p}_{H_1}^2 \rangle / \langle \mathbf{K}_{H_1}^2 \rangle)^{-1/2}$  and define  $H_1^a(z) \equiv H_1^{\perp(1/2)a}(z) = \int d^2 \mathbf{K}_T \frac{|\mathbf{K}_T|}{2zm\pi} H_1^{\perp a}(z, \mathbf{K}_T)$  for brevity. The Gaussian widths are assumed flavor and  $x$ - or  $z$ -independent. We neglect throughout soft factors [4].



**FIGURE 1.** Collins SSA  $A_{UT}^{\sin(\phi+\phi_S)}$  as function of  $x$  vs. HERMES [9] and new COMPASS [10] data.

In order to answer this question we extract  $H_1^a$  from HERMES [9] and BELLE [11, 12] data, and compare the obtained ratios  $H_1^a/D_1^a$  to each other and to other experiments. Such “analyzing powers” might be expected to be weakly scale-dependent, as the experience with other spin observables [13, 14] indicates.

*2. Collins effect in SIDIS.* In order to extract information on Collins FF from SIDIS a model for the unknown  $h_1^a(x)$  is needed. We use predictions from chiral quark-soliton model [15] which provides a good description of unpolarized and helicity distribution [16]. On the basis of Eq. (1), the assumptions in Footnote 1, and the parameterizations [17, 18] for  $f_1^a(x)$  and  $D_1^a(z)$  at  $\langle Q^2 \rangle = 2.5 \text{ GeV}^2$ , we obtain from the HERMES data [9]:

$$\langle 2B_G H_1^{\text{fav}} \rangle = (3.5 \pm 0.8), \quad \langle 2B_G H_1^{\text{unf}} \rangle = -(3.8 \pm 0.7). \quad (3)$$

Here “fav” (“unf”) means favored  $u \rightarrow \pi^+$ ,  $d \rightarrow \pi^-$ , etc. (unfavored  $u \rightarrow \pi^-$ , etc.) fragmentation, and  $\langle \dots \rangle$  denotes average over  $z$  within the HERMES cuts  $0.2 \leq z \leq 0.7$ .

Thus, the favored and unfavored Collins FFs appear to be of similar magnitude and opposite sign. The string fragmentation picture [19] and Schäfer-Teryaev sum rule [20] provide a qualitative understanding of this behavior. The important role of unfavored FF becomes more evident by considering the analyzing powers

$$\left. \frac{\langle 2B_G H_1^{\text{fav}} \rangle}{\langle D_1^{\text{fav}} \rangle} \right|_{\text{HERMES}} = (7.2 \pm 1.7)\%, \quad \left. \frac{\langle 2B_G H_1^{\text{unf}} \rangle}{\langle D_1^{\text{unf}} \rangle} \right|_{\text{HERMES}} = -(14.2 \pm 2.7)\%. \quad (4)$$

Fit (3) describes satisfactorily the HERMES proton target data [9] on the Collins SSA (see Figs. 1a, b) and is in agreement with COMPASS deuteron data [10] (Figs. 1c, d).

*3. Collins effect in  $e^+e^-$ .* The specific  $\cos 2\phi$  dependence of the cross section (2) could arise also from hard gluon radiation or detector acceptance effects. These effects, being flavor independent, cancel out from the double ratio of  $A_1^U$ , where both hadrons  $h_1 h_2$  are pions of unlike sign, to  $A_1^L$ , where  $h_1 h_2$  are pions of like sign, i.e.

$$\frac{A_1^U}{A_1^L} \approx 1 + \cos(2\phi_1) P_1(z_1, z_2). \quad (5)$$

In order to describe the BELLE data [11] we have chosen the Ansatz and obtained the best fit

$$H_1^a(z) = C_a z D_1^a(z), \quad C_{\text{fav}} = 0.15, \quad C_{\text{unf}} = -0.45, \quad (6)$$

shown in Fig. 2 with 1- $\sigma$  error band (the errors are correlated). Other Ansätze gave less satisfactory fits.

Notice that azimuthal observables in  $e^+e^-$ -annihilation are bilinear in  $H_1^a$  and therefore symmetric with respect to the exchange of the signs of  $H_1^{\text{fav}}$  and  $H_1^{\text{unf}}$ . Thus in our Ansatz  $P_1(z_1, z_2)$  is symmetric with respect to the exchange  $\text{sign}(C_{\text{fav}}) \leftrightarrow \text{sign}(C_{\text{unf}})$ . (And not with respect to  $C_{\text{fav}} \leftrightarrow C_{\text{unf}}$  as incorrectly remarked in [1].)

The BELLE data [11] unambiguously indicate that  $H_1^{\text{fav}}$  and  $H_1^{\text{unf}}$  have opposite signs, but they cannot tell us which is positive and which is negative. The definite signs in (6) and Fig. 2 are dictated by SIDIS data [9] (and our model [15] with  $h_1^u(x) > 0$ , see Sect.2).

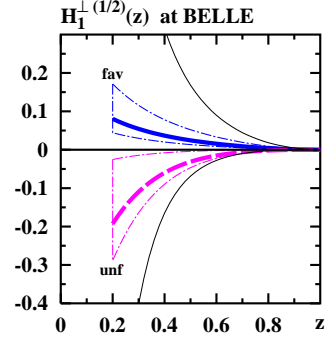
In Fig. 3a-d the BELLE data [11] are compared to the theoretical result for  $P_1(z_1, z_2)$  obtained on the basis of the best fit shown in Fig. 2b.

Most interesting recent news are the preliminary BELLE data [12] for the ratio of azimuthal asymmetries of unlike sign pion pairs,  $A_1^U$ , to all charged pion pairs,  $A_1^C$ . The new observable  $P_C$  is defined analogously to  $P_1$  in Eq. (5) as  $A_1^U/A_1^C \approx (1 + \cos(2\phi))P_C$ . The fit (6) ideally describes the new experimental points (see Figs. 3e-h)!

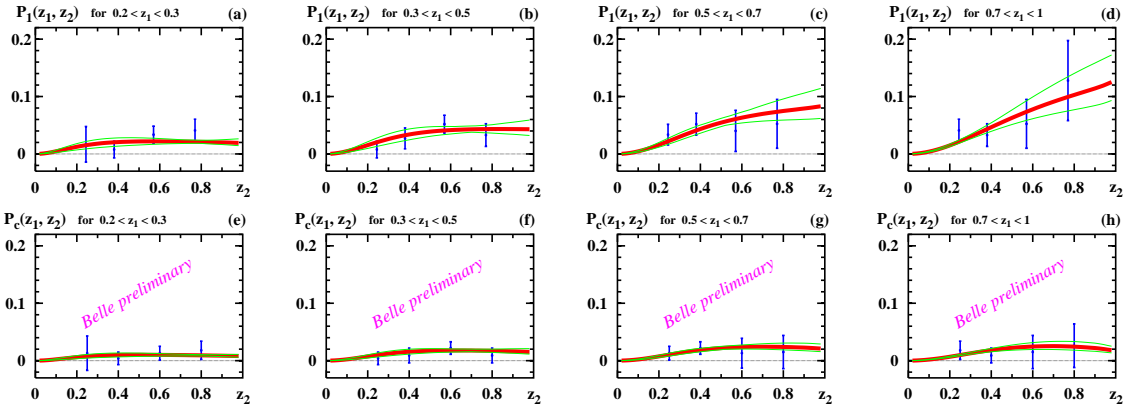
**4. BELLE vs. HERMES.** In order to compare Collins effect in SIDIS at HERMES [8, 9] and in  $e^+e^-$ -annihilation at BELLE [11] we consider the ratios  $H_1^a/D_1^a$  which might be less scale dependent. The BELLE fit in Fig. 2 yields in the HERMES  $z$ -range:

$$\left. \frac{\langle 2H_1^{\text{fav}} \rangle}{\langle D_1^{\text{fav}} \rangle} \right|_{\text{BELLE}} = (5.3 \cdots 20.4)\%, \quad \left. \frac{\langle 2H_1^{\text{unf}} \rangle}{\langle D_1^{\text{unf}} \rangle} \right|_{\text{BELLE}} = -(3.7 \cdots 41.4)\% . \quad (7)$$

Comparing the above numbers (the errors are correlated!) to the result in Eq. (4) we see that the effects at HERMES and at BELLE are compatible. The central values of



**FIGURE 2.** Collins FF  $H_1^a(z)$  needed to explain BELLE data [11].



**FIGURE 3.** **a-d:**  $P_1(z_1, z_2)$  as defined in Eq. (5) for fixed  $z_1$ -bins as function of  $z_2$  vs. BELLE data [11]. **e-h:** The observable  $P_C(z_1, z_2)$  defined analogously, see text, vs. preliminary BELLE data reported in [12].

the BELLE analyzing powers seem to be systematically larger but this could partly be attributed to evolution effects and to the factor  $B_G < 1$  in Eq. (4).

By assuming a weak scale-dependence also for the  $z$ -dependent ratios

$$\left. \frac{H_1^a(z)}{D_1^a(z)} \right|_{\text{BELLE}} \approx \left. \frac{H_1^a(z)}{D_1^a(z)} \right|_{\text{HERMES}} \quad (8)$$

and considering the  $1\text{-}\sigma$  uncertainty of the BELLE fit in Fig. 2 and the sensitivity to unknown Gaussian widths of  $H_1^a(z)$  and  $h_1^a(x)$ , c.f. Footnote 1 and Ref. [1], one obtains also a satisfactory description of the  $z$ -dependence of the SIDIS HERMES data [9], see Fig. 4.

These observations allow — within the accuracy of the first data and the uncertainties of our study — to draw the conclusion that it is, in fact, the same Collins effect at work in SIDIS [8, 9, 10] and in  $e^+e^-$ -annihilation [11, 12]. Estimates indicate that the early preliminary DELPHI result [7] is compatible with these findings, see [1] for details.

**5. Drell-Yan process.** The double-spin asymmetry observable in Drell-Yan (DY) lepton-pair production in proton-proton ( $pp$ ) collisions is given in LO by

$$A_{TT}(x_F) = \frac{\sum_a e_a^2 h_1^a(x_1) h_1^{\bar{a}}(x_2)}{\sum_a e_a^2 f_1^a(x_1) f_1^{\bar{a}}(x_2)} \quad (9)$$

where  $x_F = x_1 - x_2$  and  $x_1 x_2 = \frac{Q^2}{s}$ . In the kinematics of RHIC  $A_{TT}$  is small and difficult to measure [21].

In the J-PARC experiment with  $E_{\text{beam}} = 50 \text{ GeV}$   $A_{TT}$  would reach  $-5\%$  in the model [15], see Fig. 5, and could be measured [23]. The situation is similarly promising in proposed U70-experiment [24].

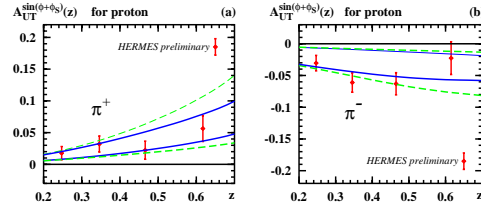
Finally, in the PAX-experiment proposed at GSI [25] in polarized  $\bar{p}p$  collisions one may expect  $A_{TT} \sim (30 \cdots 50)\%$  [26]. There  $A_{TT} \propto h_1^u(x_1) h_1^u(x_2)$  to a good approximation, due to  $u$ -quark ( $\bar{u}$ -quark) dominance in the proton (anti-proton) [26].

**6. Conclusions.** We studied the presently available data on the Collins effect. Within the uncertainties of our study we find that the SIDIS data from HERMES [8, 9] and COMPASS [10] on the Collins SSA from different targets are in agreement with each other and with BELLE data on azimuthal correlations in  $e^+e^-$ -annihilations [11].

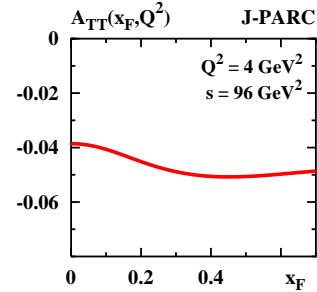
The following picture emerges: favored and unfavored Collins FFs appear to be of comparable magnitude but have opposite signs, and  $h_1^u(x)$  seems close to saturating the Soffer bound while the other  $h_1^a(x)$  are presently unconstrained [1].

These findings are in agreement with the most recent BELLE data [12] and with independent theoretical studies [27].

Further data from SIDIS (COMPASS, JLAB [28], HERMES) and  $e^+e^-$  colliders (BELLE) will help to refine and improve this first picture.



**FIGURE 4.** The Collins SSA  $A_{UT}^{\sin(\phi+\phi_S)}(z)$  as function of  $z$ . The theoretical curves are based on the fit of  $H_1^a(z)$  to the BELLE data under the assumption (8).



**FIGURE 5.** Double spin asymmetry  $A_{TT}$  in DY, Eq. (9), vs.  $x_F$  for the kinematics of J-PARC. From [22].

The understanding of the novel functions  $h_1^a(x)$  and  $H_1^a(z)$  emerging from SIDIS and  $e^+e^-$ -annihilations, however, will be completed and critically reviewed only due to future data on double transverse spin asymmetries in the Drell-Yan process. Experiments are in progress or planned at RHIC, J-PARC, COMPASS, U70 and PAX at GSI.

## ACKNOWLEDGMENTS

This work is supported by BMBF (Verbundforschung), COSY-Jülich project, the Transregio Bonn-Bochum-Giessen, and is part of the by EIIIHT project under contract number RII3-CT-2004-506078. A.E. is also supported by RFBR grant 06-02-16215, by RF MSE RNP.2.2.2.2.6546 (MIREA) and by the Heisenberg-Landau Program of JINR.

## REFERENCES

1. A. V. Efremov, K. Goeke and P. Schweitzer, *Phys. Rev.* **D73** 094025 (2006).
2. J. C. Collins, *Nucl. Phys.* **B396** 161 (1993).  
A. V. Efremov, L. Mankiewicz and N. A. Tornqvist, *Phys. Lett.* **B284** 394 (1992).
3. P. J. Mulders and R. D. Tangerman, *Nucl. Phys.* **B461** 197 (1996).
4. X. D. Ji, J. P. Ma and F. Yuan, *Phys. Rev.* **D71** 034005 (2005); *Phys. Lett.* **B587** 299 (2004).  
J. C. Collins and A. Metz, *Phys. Rev. Lett.* **93** 252001 (2004).
5. D. Boer, R. Jakob and P. J. Mulders, *Nucl. Phys.* **B504** 345 (1997); *Phys. Lett.* **B424** 143 (1998).
6. A. Bravar, *Nucl. Phys.* **B79** 520c (1999).
7. A. V. Efremov, O. G. Smirnova and L. G. Tkachev, *Nucl. Phys.* **B74** 49c (1999); *ibid.* **79** 554 (1999).
8. A. Airapetian *et al.* [HERMES Collaboration], *Phys. Rev. Lett.* **94** 012002 (2005).
9. M. Dieffenthaler, AIP Conf. Proc. **792** 933 (2005).
10. V. Y. Alexakhin *et al.* [COMPASS Collaboration], *Phys. Rev. Lett.* **94** (2005) 202002.  
E. S. Ageev *et al.* [COMPASS Collaboration], arXiv:hep-ex/0610068.
11. K. Abe *et al.* [BELLE Collaboration], *Phys. Rev. Lett.* **96** 232002 (2006).
12. A. Ogawa, M. Grosse-Perdekamp, R. Seidl and K. Hasuko, arXiv:hep-ex/0607014.
13. P. Ratcliffe, *Nucl. Phys.* **B223** 45 (1983).
14. A. V. Kotikov and D. V. Peshekhonov, *Phys. Atom. Nucl.* **60** 653 (1997); *Eur. Phys. J.* **C9** 55 (1999).
15. P. Schweitzer *et al.*, *Phys. Rev.* **D64** 034013 (2001).
16. D. Diakonov *et al.*, *Nucl. Phys.* **B480** 341 (1996), *Phys. Rev.* **D56** 4069 (1997). P. V. Pobylitsa *et al.*, *Phys. Rev.* **D59** 034024 (1999). M. Wakamatsu and T. Kubota, *JPhys. Rev.* **D60** 034020 (1999).  
K. Goeke *et al.*, *Acta Phys. Polon.* **B32** 1201 (2001).
17. M. Glück, E. Reya and A. Vogt, *Eur. Phys. J.* **C5** 461 (1998).
18. S. Kretzer, E. Leader and E. Christova, *Eur. Phys. J.* **C22** 269 (2001).
19. X. Artru, J. Czyżewski and H. Yabuki, *Z. Phys.* **C73** 527 (1997); *Acta Phys. Polon.* **B29** 2115 (1998).
20. A. Schäfer and O. V. Teryaev, *Phys. Rev.* **D61** 077903 (2000)
21. G. Bunce, N. Saito, J. Soffer and W. Vogelsang, *Ann. Rev. Nucl. Part. Sci.* **50** 525 (2000).
22. A. V. Efremov, K. Goeke, S. Arnold, A. Metz and P. Schweitzer, in progress.
23. D. Dutta *et al.*, J-PARC Letter of Intent (2002).
24. V. V. Abramov *et al.*, arXiv:hep-ex/0511046.
25. P. Lenisa and F. Rathmann *et al.* [PAX Collaboration], arXiv:hep-ex/0505054.
26. A. V. Efremov, K. Goeke and P. Schweitzer, *Eur. Phys. J.* **C 35** 207 (2004); arXiv:hep-ph/0412427.  
M. Anselmino, V. Barone, A. Drago and N. N. Nikolaev, *Phys. Lett.* **B 594** 97 (2004).
27. W. Vogelsang and F. Yuan, *Phys. Rev.* **D72** 054028 (2005).  
A. Prokudin, these proceedings. M. Anselmino, arXiv:hep-ph/0512140, and Ref. [15] therein.
28. J. P. Chen, X. Jiang, J. C. Peng and L. Zhu [JLab Hall A Collaboration], arXiv:nucl-ex/0511031.  
H. Avakian *et al.* [CLAS Collaboration], AIP Conf. Proc. **792** (2005) 945 [arXiv:nucl-ex/0509032].