

Electroweak-Higgs Unification in the Two Higgs Doublet Model: Masses and Couplings of the Neutral and Charged Higgs Bosons

J.L. Díaz-Cruz^(a), and A. Rosado^(b)

^(a) Facultad de Ciencias Físico-Matemáticas, BUAP.

Apdo. Postal 1364, C.P. 72000 Puebla, Pue., Mexico

^(b) Instituto de Física, BUAP. Apdo. Postal J-48, C.P. 72570 Puebla, Pue., Mexico

(Dated: May 25, 2019)

Abstract

We obtain the mass spectrum and the Higgs self-coupling of the two Higgs doublet model (THDM) in an alternative unification scenario where the parameters of the Higgs potential λ_i ($i = 1, 2, 3, 4, 5$) are determined by imposing their unification with the electroweak gauge couplings. An attractive feature of this scenario is the possibility to determine the Higgs boson masses by evolving the λ_i s from the electroweak-Higgs unification scale M_{GH} down to the electroweak scale. The unification condition for the gauge (g_1, g_2) and Higgs couplings is written as $g_1 = g_2 = f(\lambda_i)$, where $g_1 = k_Y^{1/2} g_Y$, and k_Y being the normalization constant. Two variants for the unification condition are discussed; Scenario I is defined through the linear relation: $g_1 = g_2 = k_H(\lambda_i) \lambda_i(M_{GH})$, while Scenario II assumes a quadratic relation: $g_1^2 = g_2^2 = k_H(\lambda_i) \lambda_i(M_{GH})$. Working in Scenario I, fixing ad hoc $k_H(5) = \frac{1}{2}k_H(4) = \frac{3}{2}k_H(3) = k_H(2) = k_H(1) = 1$, taking $\tan\beta = 1$ and using the standard normalization ($k_Y = 5/3$), we obtain the following spectrum for the Higgs boson masses $m_{H^0} = 109.1 \text{ GeV}$, $m_{H^\pm} = 123.2 \text{ GeV}$, $m_{A^0} = 115.5 \text{ GeV}$, and $m_{H^\pm} = 80.3 \text{ GeV}$, with similar results for other normalizations such as $k_Y = 3/2$ and $k_Y = 7/4$.

PACS numbers: 12.60.Fr, 12.15.Mm, 14.80.Cp

I. INTRODUCTION

The Standard Model (SM) of the strong and electroweak (EW) interactions has met with extraordinary success; it has been tested already at the level of quantum corrections [1, 2]. These corrections give some hints about the nature of the Higgs sector, pointing towards the existence of a relatively light Higgs boson, with a mass of the order of the EW scale, $m_{\text{SM}} \sim v$ [3]. However, it is widely believed that the SM can not be the final theory of particle physics, in particular because the Higgs sector suffers from naturalness problems, and we really do not have a clear understanding of electroweak symmetry breaking (EWSB).

These problems in the Higgs sector can be stated as our present inability to find a satisfactory answer to some questions regarding its structure, which can be stated as follows:

1. What fixes the size (and sign) of the dimensionful parameter v that appears in the Higgs potential? This parameter determines the scale of EWSB in the SM; in principle it could be as high as the Planck mass, however it needs to be fixed to much lower values.
2. What is the nature of the quartic Higgs coupling λ ? This parameter is not associated with a known symmetry, and we expect all interactions in nature to be associated somehow with gauge forces, as these are the ones we understand better [4].

An improvement on our understanding of EWSB is provided by the supersymmetric (SUSY) extensions of the SM [5], where loop corrections to the tree-level parameter v are under control, thus making the Higgs sector more natural. The quartic Higgs couplings are nicely related with gauge couplings through relations of the form: $\lambda = \frac{1}{8}(g_2^2 + g_Y^2)$. In the SUSY alternative it is even possible to (indirectly) explain the sign of λ as a result of loop effects and the breaking of the symmetry between bosons and fermions. Further progress to understand the SM structure is achieved in Grand Unified Theories (GUT), where the strong and electroweak gauge interactions are unified at a high-energy scale (M_{GUT}) [6]. However, certain consequences of the GUT idea seem to indicate that this unification, by itself, may be too violent (within the minimal SU(5) GUT model one actually gets inexact unification, too large proton decay, doublet-triplet problem, bad fermion mass relations, etc.), and some additional theoretical tool is needed to overcome these difficulties. Again, SUSY offers an amelioration of these problems. When SUSY is combined with the GUT program, one gets

a more precise gauge coupling unification and some aspects of proton decay and fermion masses are under better control [7, 8].

In order to verify the realization of SUSY-GUT in nature, it will take the observation of plenty of new phenomena such as superpartners, proton decay or rare decay modes.

As nice as these ideas may appear, it seems worthwhile to consider other approaches for physics beyond the SM. For instance, it has been shown that additional progress towards understanding the SM origin, can be achieved by postulating the existence of extra dimensions. These theories have received much attention, mainly because of the possibility they offer to address the problems of the SM from a new geometrical perspective. These range from a new approach to the hierarchy problem [9, 10, 11, 12, 13] up to a possible explanation of flavor hierarchies in terms of field localization along the extra dimensions [14]. Models with extra dimensions have been applied to neutrino physics [15, 16, 17, 18, 19], Higgs phenomenology [20, 21], among many others. In the particular GUT context, it has been shown that it is possible to find viable solutions to the doublet-triplet problem [22, 23]. More recently, new methods in strong interactions have also been used as an attempt to revive the old models (TC, ETC, topcolor, etc) [24]. Other ideas have motivated new types of models as well (little Higgs [25], AdS/CFT composite Higgs models [26], etc).

In this paper we are interested in exploring further an alternative unification scenario, of weakly-interacting type, that could offer direct understanding of the Higgs sector too and was first discussed in Ref.[27]. Namely, we shall explore the consequences of a scenario where the electroweak $SU(2)_L \times U(1)_Y$ gauge interactions are unified with the Higgs self-interactions at an intermediate scale M_{GH} . Here, we explore further this idea within the context of the THDM, which permits to predict the Higgs spectrum of this model. The dependence of our results on the choice for the normalization for the hypercharge is also discussed, as well as possible test of this EW-Higgs unification idea at future colliders, such as ILC. Besides predicting the Higgs spectrum, namely the masses for the neutral CP-even states ($h^0; H^0$), the neutral CP-odd state (A^0) and the Charged Higgs (H^\pm) we also discuss the Higgs couplings to gauge bosons and fermions. As we mentioned in our previous paper [27] it is relevant to compare our approach with the so called Gauge-Higgs unification program, as they share some similarities. We think that our approach is more model independent, as we first explore the consequences of a parametric unification, without really choosing a definite model at higher energies. In fact, at higher energies both the SUSY models as well as the

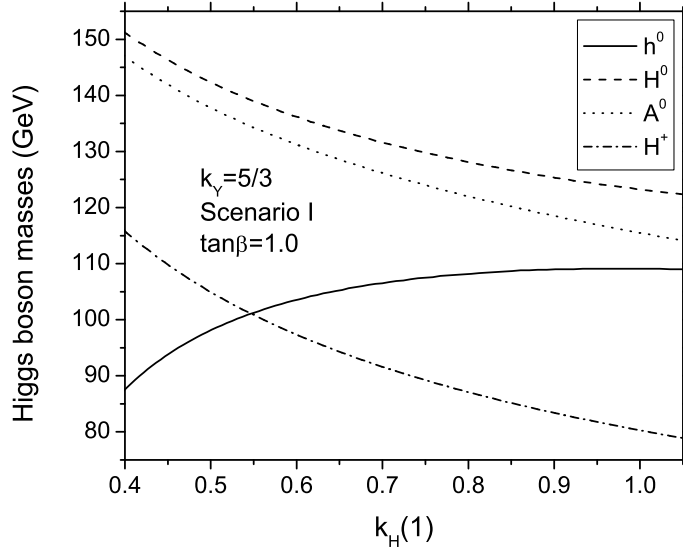


FIG. 1: Prediction for the Higgs boson masses as functions of $k_H(1)$ in the context of the THDM with $k_Y = 5/3$, in the frame of Scenario I, taking $\tan \beta = 1$ and $m_{\text{top}} = 170.0 \text{ GeV}$.

framework of extra dimensions could work as ultraviolet completion of our approach. The SUSY models could work because they allow to relate the scalar quartic couplings to the gauge couplings, thanks to the D-terms [4]. On the other hand, within the extra-dimensions it is also possible to obtain similar relations, when the Higgs fields are identified as the extra-dimensional components of gauge fields [28, 29, 30, 31, 32, 33, 34, 35, 36, 37, 38, 39, 40]. Actually, we feel that the work of Ref. [41, 42] has a similar spirit to ours, in their case they look for gauge unification of the Higgs self-couplings that appear in the superpotential of the NMSSM, and then they justify their work with a concrete model in 7D. However, in the present work, we do not discuss further the unification of the EW-Higgs couplings with the strong constant, which can be realized within the context of extra-dimensional Gauge-Higgs unified theories.

II. GAUGE-HIGGS UNIFICATION IN THE SM: REVIEW.

In the EW-Higgs unified scenario, one assumes that there exists a scale where the gauge couplings constants g_1, g_2 , associated with the gauge symmetry $SU(2)_L \times U(1)_Y$, are unified,

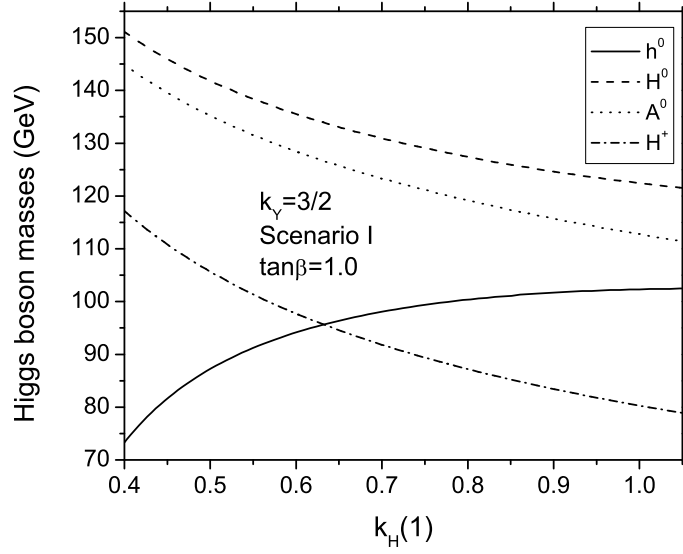


FIG. 2: Prediction for the Higgs boson masses as functions of $k_H(1)$ in the context of the THDM with $k_Y = 3/2$, in the frame of Scenario I, taking $\tan \beta = 1$ and $m_{\text{top}} = 170.0 \text{ GeV}$.

and that at this scale they also get unified with the SM Higgs self coupling λ , i.e. $g_1 = g_2 = \lambda(M_{\text{GH}})$. The precise relation between g_1 and g_Y (the SM hypercharge coupling) involves a normalization factor k_Y , i.e. $g_1 = k_Y^{1/2} g_Y$, which depends on the unification model. The standard normalization gives $k_Y = 5/3$, which is associated with minimal models such as $SU(5); SO(10); E_6$. However, in the context of string theory it is possible to have such standard normalization without even having a unification group. For other unification groups that involve additional $U(1)$ factors, one would have exotic normalizations too, and similarly for the case of GUT models in extra-dimensions. In what follows we shall present results for the cases: $k_Y = 5/3; 3/2$ and $7/4$, which indeed arise in string-inspired models [43]. Note that these values fall in the range $3/2 < 5/3 < 7/4$ and so they can illustrate what happens when one chooses a value below or above the standard normalization. The form of the unification condition will depend on the particular realization of this scenario, which could be as generic as possible. However, in order to be able to make predictions for the Higgs boson mass, we shall consider two specific realizations. Scenario I will be based on the linear relation: $g_2 = g_1 = k_H(M_{\text{GH}})$, where the factor k_H is included in order to retain some generality, for instance to take into account possible unknown group

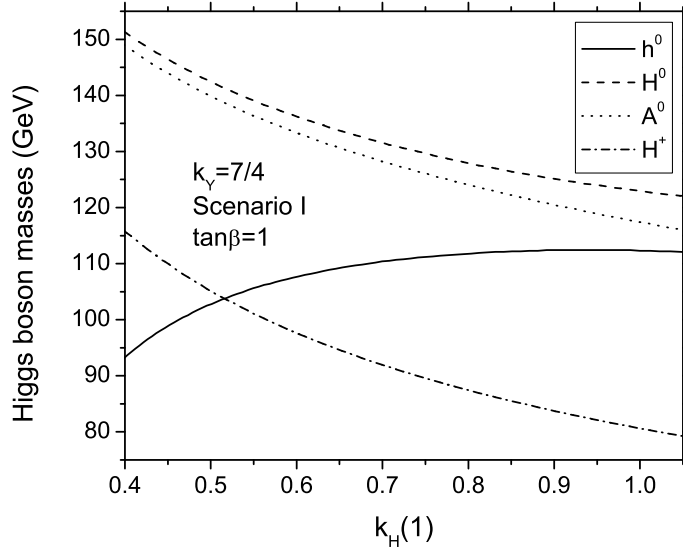


FIG. 3: Prediction for the Higgs boson masses as functions of $k_H(1)$ in the context of the THDM with $k_Y = 7/4$, in the frame of Scenario I, taking $\tan \beta = 1$ and $m_{\text{top}} = 170.0 \text{ GeV}$.

theoretical or normalization factors. Motivated by specific models, such as SUSY itself, as well as an argument based on the power counting of the beta coefficients in the RGE for scalar couplings, namely the fact that λ goes as $O(g^4)$, we shall also define Scenario II, through the quadratic unification condition: $g_1^2 = g_2^2 = k_H(M_{\text{GH}})$. The expressions for the SM renormalization group equations at the two-loop level can be found in Ref. [44].

In practice, one determines first the scale M_{GH} at which g_2 and g_1 are unified, then one fixes the quartic Higgs coupling by imposing the unification condition and finally, by evolving the quartic Higgs coupling down to the EW scale, we are able to predict the Higgs boson mass. For the numerical calculations, discussed in Ref. [27], we employed the full two-loop SM renormalization group equations involving the gauge coupling constants $g_{1,2,3}$, the Higgs self-coupling λ , the top-quark Yukawa coupling g_t , and the parameter k_Y [44, 45]. We also take the values for the coupling constants as reported in the Review of Particle Properties [46], while for the top quark mass we take the value recently reported in [47, 48].

Now, let us summarize our previous results with the full numerical analysis for $k_Y = 5/3$, for which we find that $M_{\text{GH}} = 1.0 \cdot 10^{13} \text{ GeV}$. Taking $\tan \beta = 1$, results for the Higgs boson

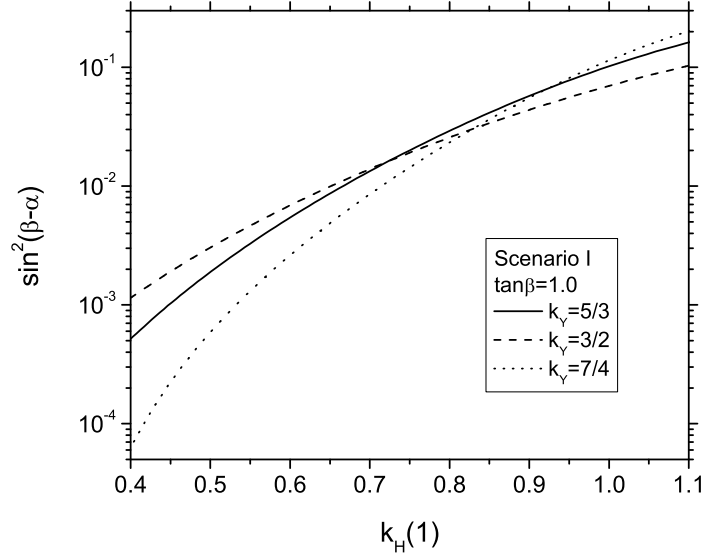


FIG. 4: Prediction for the $\sin^2(\beta-\alpha)$ as a function of $k_H(1)$ in the context of the THDM for $k_Y = 5/3; 3/2; 7/4$, in the frame of Scenario I, taking $\tan\beta = 1$ and $m_{\text{top}} = 170 \text{ GeV}$.

mass are given in function of the parameter k_H over a range $10^{-1} < k_H < 10^2$, which covers three orders (We stress here that the expected natural value for k_H is 1). For such a range of k_H , the Higgs boson mass takes the values: $176 < m_H < 275 \text{ GeV}$ for Scenario I, while for $k_H = 1$ we obtain a prediction for the Higgs boson mass: $m_H = 229; 234; 241 \text{ GeV}$, for a top quark mass of $m_{\text{top}} = 165; 170; 175 \text{ GeV}$ [47, 48], respectively. On the other hand, for Scenario II, we find that the Higgs boson mass can take the values: $175 < m_H < 269 \text{ GeV}$, while for $k_H = 1$ we obtain: $m_H = 214; 222; 230 \text{ GeV}$.

Then, when we compare our results with the Higgs boson mass obtained from EW precision measurements, which imply $m_H < 190 \text{ GeV}$, we notice that in order to get compatibility with such value, our model seems to prefer high values of k_H . For instance, by taking the lowest value that we consider here for the top mass, $m_t = 165 \text{ GeV}$, and fixing $k_H = 10^2$, we obtain the minimum value for the Higgs boson mass equal to $m_H = 176 \text{ GeV}$ in Scenario I, while Scenario II implies a slightly minimal lower value, namely $m_H = 175 \text{ GeV}$.

The results for the Higgs boson mass using the value $k_Y = 3/2$, for which we find that $M_{GH} = 4.9 \cdot 10^{14} \text{ GeV}$, somehow higher than the previous case, but for which one still gets a mass gap between M_{GH} and a possible M_{GUT} . One finds somehow higher values for the Higgs

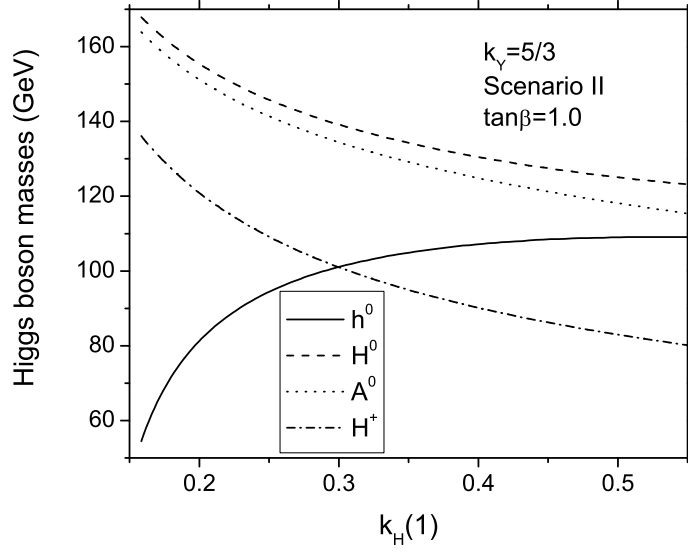


FIG. 5: Prediction for the Higgs boson masses as functions of $k_H(1)$ in the context of the THDM with $k_Y = 5/3$, in the frame of Scenario II, taking $\tan \beta = 1$ and $m_{\text{top}} = 170.0$ GeV.

boson mass, for instance for $k_H = 1$, one gets $m_H = 225; 232; 238$ ($m_H = 212; 220; 218$) GeV for scenario I (II).

On the other hand, the results for the Higgs boson mass using the value $k_Y = 7/4$, we find that $M_{GH} = 1.8 \cdot 10^{12}$ GeV, which is lower than the one of the previous cases, and has an even larger mass gap between M_{GH} and a possible M_{GUT} . One finds somehow higher values for the Higgs boson mass, for instance for $k_H = 1$, one gets $m_H = 230; 236; 243$ ($m_H = 215; 223; 231$) GeV for scenario I (II).

At this point, rather than continuing discussions on the precise Higgs boson mass, we would like to emphasize that our approach based on the EW-Higgs unification idea is very successful in giving a Higgs boson mass that has indeed the correct order of magnitude, and that once measured at the LHC we will be able to fix the parameter k_H and find connections with other approaches for physics beyond the SM, such as the one to be discussed next.

In fact, for the Higgs boson mass range that is predicted in our approach, it turns out that the Higgs will decay predominantly into the mode $h \rightarrow ZZ$, from which there are good chances to measure the Higgs boson mass with a precision of the order 5% [49, 50], therefore it will make possible to bound k_H to within the few percent level. Further tests of

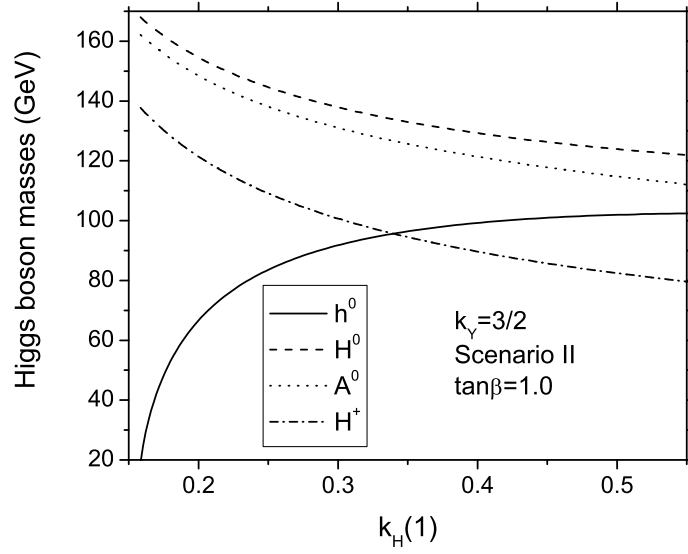


FIG. 6: Prediction for the Higgs boson masses as functions of $k_H(1)$ in the context of the THDM with $k_Y = 3/2$, in the frame of Scenario II, taking $\tan \beta = 1$ and $m_{\text{top}} = 170.0 \text{ GeV}$.

our EW-Higgs unification hypothesis would involve testing more implications of the quartic Higgs coupling. For instance one could use the production of Higgs pairs ($e^+e^- \rightarrow hh$) at a future linear collider, such as the ILC. This is just another example of the complementarity of future studies at LHC and ILC.

III. EW-HIGGS UNIFICATION IN THE TWO-HIGGS DOUBLET MODEL.

Let us now discuss the implications of EW-Higgs unification for the two-Higgs doublet model (THDM). This model includes two scalar doublets (ϕ_1, ϕ_2) , and the Higgs potential can be written as follows [51]:

$$V(\phi_1, \phi_2) = \frac{1}{2} m_1^2 |\phi_1|^2 + \frac{1}{2} m_2^2 |\phi_2|^2 + \frac{1}{4} \lambda_1 (|\phi_1|^2)^2 + \frac{1}{4} \lambda_2 (|\phi_2|^2)^2 + \frac{1}{4} \lambda_3 (|\phi_1|^2)(|\phi_2|^2) + \frac{1}{4} \lambda_4 (\phi_1^\dagger \phi_2)(\phi_2^\dagger \phi_1) + \frac{1}{2} \lambda_5 [(\phi_1^\dagger \phi_2)^2 + (\phi_2^\dagger \phi_1)^2] : \quad (1)$$

One can observe that by absorbing a phase in the definition of ϕ_2 , one can make λ_5 real and negative, which pushes all potential CP violating effects into the Yukawa sector:

$$\lambda_5 \leq 0 : \quad (2)$$

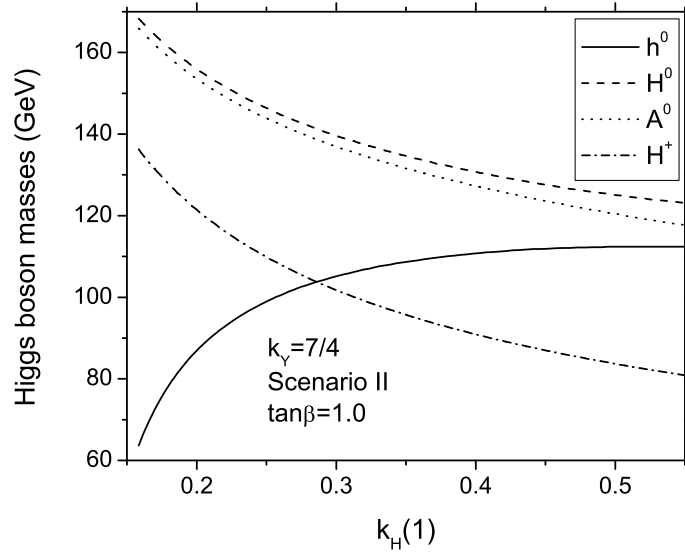


FIG. 7: Prediction for the Higgs boson masses as functions of $k_H(1)$ in the context of the THDM with $k_Y = 7/4$, in the frame of Scenario II, taking $\tan \beta = 1$ and $m_{\text{top}} = 170.0 \text{ GeV}$.

In order to avoid spontaneous breakdown of the electromagnetic $U(1)$ [52], the vacuum expectation values must have the following form :

$$\langle \phi_1 \rangle = \begin{pmatrix} 0 \\ v_1 \end{pmatrix} \begin{pmatrix} 1 \\ 0 \end{pmatrix} \begin{pmatrix} C \\ A \end{pmatrix}; \quad \langle \phi_2 \rangle = \begin{pmatrix} 0 \\ v_2 \end{pmatrix} \begin{pmatrix} 1 \\ 0 \end{pmatrix} \begin{pmatrix} C \\ A \end{pmatrix}; \quad (3)$$

$v_1^2 + v_2^2 = v^2 = (246 \text{ GeV})^2$. This configuration is indeed a minimum of the tree level potential if the following conditions are satisfied.

$$\begin{aligned} & \mu_1 = 0; \\ & \mu_2 = 0; \\ & \mu_4 + \mu_5 = 0; \\ & \mu_4 - \mu_2 = (\mu_3 + \mu_4 + \mu_5)^2; \end{aligned} \quad (4)$$

The scalar spectrum in this model, includes two CP-even states ($h^0; H^0$), one CP-odd (A^0) and two charged Higgs bosons (H^\pm). The tree level expressions for the masses and mixing angles are given as follows:

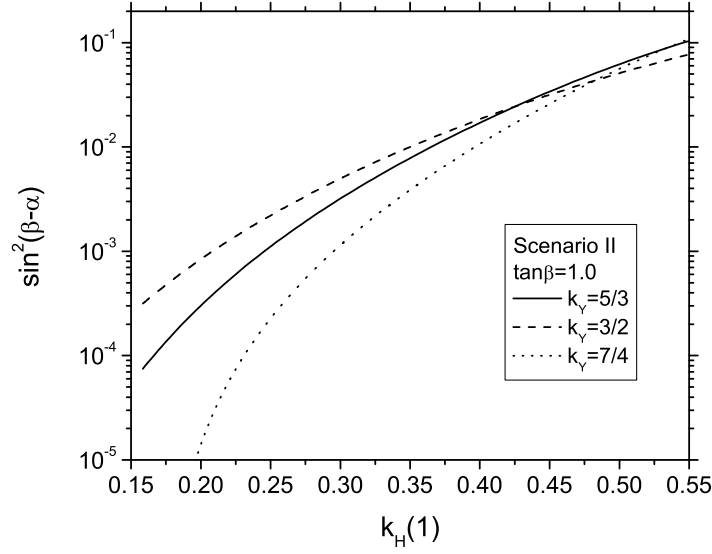


FIG . 8: Prediction for the $\sin^2(\beta-\alpha)$ as a function of $k_H(1)$ in the context of the THDM for $k_Y = 5/3; 3/2; 7/4$, in the frame of Scenario II, taking $\tan\beta = 1$ and $m_{\text{top}} = 170 \text{ GeV}$.

$$\tan\beta = \frac{v_2}{v_1}; \quad (5)$$

$$\sin\beta = (\text{sgn } C)^4 \frac{1}{2} \frac{\sqrt{(A-B)^2 + 4C^2}}{(A-B)^2 + 4C^2} \frac{(B-A)^{3/2}}{5}; \quad (6)$$

$$\cos\beta = 4 \frac{1}{2} \frac{\sqrt{(A-B)^2 + 4C^2}}{(A-B)^2 + 4C^2} \frac{(B-A)^{3/2}}{5}; \quad (7)$$

$$M_H^2 = \frac{1}{2} (v_1^2 + v_2^2); \quad (8)$$

$$M_{A^0}^2 = v_1^2; \quad (9)$$

$$M_{H^0, h^0}^2 = \frac{1}{2} (A + B \pm \sqrt{(A-B)^2 + 4C^2}); \quad (10)$$

where $A = 2v_1^2, B = 2v_2^2, C = (v_1^2 + v_2^2 + v_3^2)v_1v_2$.

The two Higgs doublet models are described by 7 independent parameters which can be taken to be $\mu, \nu, m_H, m_{H^0}, m_{h^0}, m_{A^0}$, while the top quark mass given by:

$$m_t = g_t v \sin\beta; \quad (11)$$

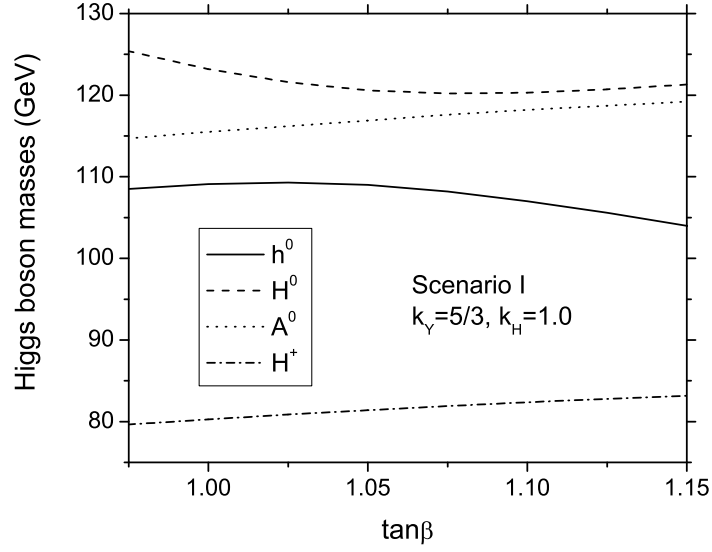


FIG. 9: Prediction for the Higgs boson masses as functions of $\tan \beta$ in the context of the THDM with $k_Y = 5/3$, in the frame of Scenario I, taking $k_H(1) = 1$ and $m_{\text{top}} = 170.0 \text{ GeV}$.

Now, we write the THDM renormalization group equations at the one loop level involving the gauge coupling constants $g_{1,2,3}$, the Higgs self-couplings $\lambda_{1,2,3,4,5}$, the top-quark Yukawa coupling g_t , and the parameter k_Y , as follows [44, 51]:

$$\frac{dg_i}{dt} = \frac{b_i^{\text{thdm}}}{16\pi^2} g_i^3; \quad (12)$$

$$\frac{dg_t}{dt} = \frac{g_t}{16\pi^2} \left[\frac{9}{2} g_t^2 - \frac{17}{12k_Y} g_1^2 + \frac{9}{4} g_2^2 + 8g_3^2 \right]; \quad (13)$$

$$\begin{aligned} \frac{d\lambda_1}{dt} = & \frac{1}{16\pi^2} \left[24\lambda_1^2 + 2\lambda_3^2 + 2\lambda_{34} + \frac{2}{5}\lambda_5 + \frac{2}{4}\lambda_{31} (3g_2^2 + \frac{1}{k_Y} g_1^2) + 12\lambda_{1t} g_t^2 \right. \\ & \left. + \frac{9}{8} g_2^4 + \frac{3}{4k_Y} g_1^2 g_2^2 + \frac{3}{8k_Y^2} g_1^4 - 6g_t^4 \right]; \end{aligned} \quad (14)$$

$$\begin{aligned} \frac{d\lambda_2}{dt} = & \frac{1}{16\pi^2} \left[24\lambda_2^2 + 2\lambda_3^2 + 2\lambda_{34} + \frac{2}{5}\lambda_5 + \frac{2}{4}\lambda_{32} (3g_2^2 + \frac{1}{k_Y} g_1^2) \right. \\ & \left. + \frac{9}{8} g_2^4 + \frac{3}{4k_Y} g_1^2 g_2^2 + \frac{3}{8k_Y^2} g_1^4 \right]; \end{aligned} \quad (15)$$

$$\begin{aligned} \frac{d\lambda_3}{dt} = & \frac{1}{16\pi^2} \left[4(\lambda_1 + \lambda_2) (3\lambda_3 + \lambda_4) + 4\lambda_3^2 + 2\lambda_4^2 + 2\lambda_5^2 - 3\lambda_{33} (3g_2^2 + \frac{1}{k_Y} g_1^2) \right. \\ & \left. + 6\lambda_{3t} g_t^2 + \frac{9}{4} g_2^4 - \frac{3}{2k_Y} g_1^2 g_2^2 + \frac{3}{4k_Y^2} g_1^4 \right]; \end{aligned} \quad (16)$$

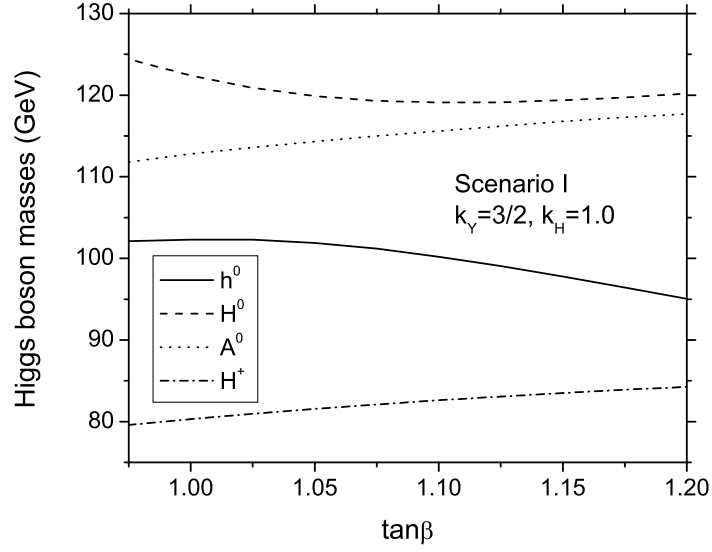


FIG. 10: Prediction for the Higgs boson masses as functions of $\tan \beta$ in the context of the THDM with $k_Y = 3/2$, in the frame of Scenario I, taking $k_H(1) = 1$ and $m_{\text{top}} = 170.0 \text{ GeV}$.

$$\begin{aligned} \frac{d_4}{dt} = & \frac{1}{16^2} \left[4_4 (1 + 2_3 + 4_4) + 8_5^2 \left(3g_2^2 + \frac{1}{k_Y} g_1^2 \right) \right. \\ & \left. + 6_4 g_t^2 + \frac{3}{k_Y} g_1^2 g_2^2 \right]; \end{aligned} \quad (17)$$

$$\frac{d_5}{dt} = \frac{1}{16^2} \left[5_5 (4_1 + 4_2 + 8_3 + 12_4 + 8_5^2 \left(3g_2^2 + \frac{1}{k_Y} g_1^2 \right) + 6g_t^2 \right]; \quad (18)$$

where $(b_1^{\text{thdm}}; b_2^{\text{thdm}}; b_3^{\text{thdm}}) = (7=k_Y; 3; 7)$; denotes the scale at which the coupling constants are defined, and $t = \log(\mu/\mu_0)$.

The form of the unification condition will depend on the particular realization of this scenario, which could be as generic as possible. However, in order to be able to make predictions for the Higgs mass, we shall consider again two specific realizations. Scenario I will be based on the linear relation:

$$g_1 = g_2 = k_H(i) \mu_{\text{GH}} \quad (i = 1; 2; 3; 4; 5); \quad (19)$$

where the factors $k_H(i)$ are included in order to take into account possible unknown group theoretical or normalization factors. We shall also define Scenario II, which uses quadratic unification conditions; as follows:

$$g_1^2 = g_2^2 = k_H(i) \mu_{\text{GH}} \quad (i = 1; 2; 3; 4; 5); \quad (20)$$

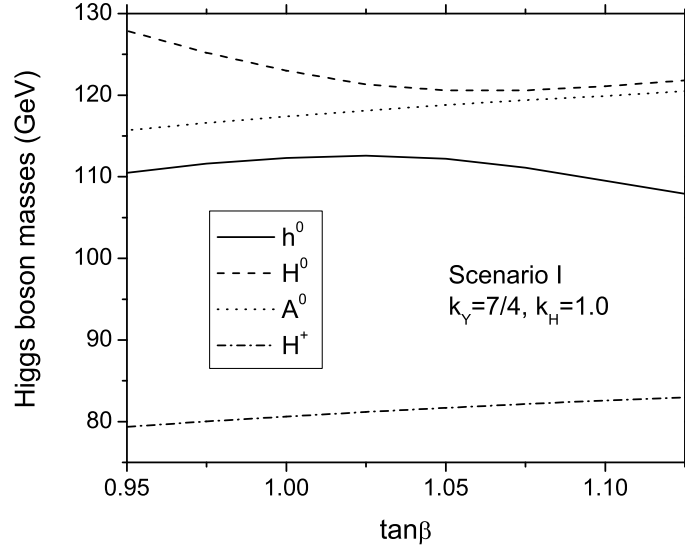


FIG. 11: Prediction for the Higgs boson masses as functions of $\tan \beta$ in the context of the THDM with $k_Y = 7/4$, in the frame of Scenario I, taking $k_H(1) = 1$ and $m_{\text{top}} = 170.0 \text{ GeV}$.

Now, we present first the results of the numerical analysis for the Higgs bosons masses in the context of the two Higgs-doublet model for $\tan \beta = 1$ and taking $m_{\text{top}} = 170.0 \text{ GeV}$. In order to get an idea of the behavior of the masses of the Higgs bosons (h^0, H^0, A^0, H^\pm) we make the following choice ad hoc:

$$k_H(5) = \frac{1}{2}k_H(4) = \frac{3}{2}k_H(3) = k_H(2) = k_H(1); \quad (21)$$

for both Scenarios I and II. It will be also presented in this section a complete discussion on the resulting couplings of the neutral CP even Higgs bosons with gauge vector boson pairs in the THDM, which are related to the corresponding SM couplings as follows [53]:

$$\frac{g_{h^0 V V}}{g_{h_{\text{SM}}^0 V V}} = \sin^2(\alpha); \quad \frac{g_{H^0 V V}}{g_{h_{\text{SM}}^0 V V}} = \cos^2(\alpha); \quad (22)$$

where $V = W$ or Z . For the moment it suffices to stress that the factor $\sin^2(\alpha)$, fixes the coupling of the lightest CP even Higgs boson with ZZ pairs, relative to the SM value, and therefore scales the result for the cross-section of the reaction $e^+ e^- \rightarrow h^0 + Z$, which in turn permits to determine the Higgs masses allowed by LEP bounds. Hence, results for the Higgs bosons masses and $\sin^2(\alpha)$ are given as functions of the parameter $k_H(1)$,

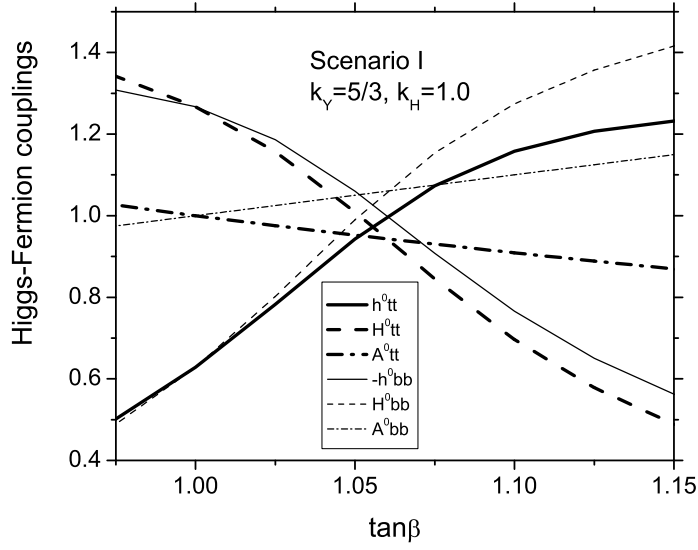


FIG. 12: Prediction for the Higgs-fermion couplings as functions of $\tan \beta$ in the context of the THDM with $k_Y = 5/3$, in the frame of Scenario I, taking $k_H(1) = 1$ and $m_{\text{top}} = 170.0 \text{ GeV}$. Lines: 1) $h^0 t\bar{t}$, 2) $H^0 t\bar{t}$, 3) $A^0 t\bar{t}$, 4) $h^0 b\bar{b}$, 5) $H^0 b\bar{b}$ and 6) $A^0 b\bar{b}$.

looking for regions which are acceptable according to the available experimental data. In fact, firstly we will make use of the experimental results reported in the Table 14 of Ref.[54] which allow assuming SM decay rates a simple and direct check of our model results for m_{h^0} and $\sin^2(\alpha)$. We want to put emphasis on the following. Even though the analysis of the EW Higgs Unification within the THDM implies that the lightest neutral CP-even Higgs boson has a mass ($\sim 100 \text{ GeV}$) that is somehow below the LEP bounds, 114.4 GeV [54, 55], it should be mentioned that this bound refers to the SM Higgs boson. The bound on the lightest Higgs boson of the THDM depends on the factor $\sin^2(\alpha)$, which could be less than 1, and thus results in weaker Higgs boson mass bounds. Secondly, we will use the experimental bound reported for m_H in the literature [56]:

$$m_H > 79.3 \text{ GeV} \quad (95\% \text{ C.L.}); \quad (23)$$

Even though that after these both comparisons the parameter space is drastically reduced, from Figs.1-8 we observe that there is still an allowed region for both Scenarios I and II. Namely, $0.4 < k_H(1) < 1.1$ for Scenario I and $0.15 < k_H(1) < 0.55$ for Scenario II.

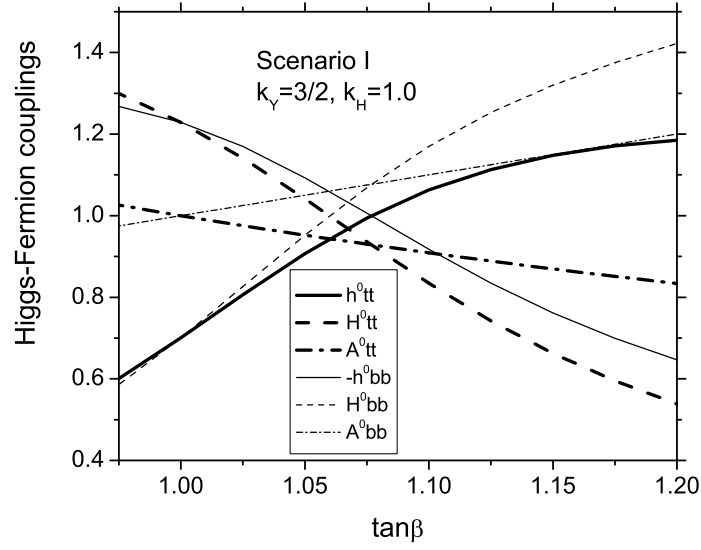


FIG. 13: Prediction for the Higgs-fermion couplings as functions of $\tan \beta$ in the context of the THDM with $k_Y = 3/2$, in the frame of Scenario I, taking $k_H(1) = 1$ and $m_{\text{top}} = 170.0 \text{ GeV}$. Lines: 1) $h^0_{t\bar{t}}$, 2) $H^0_{t\bar{t}}$, 3) $A^0_{t\bar{t}}$, 4) $h^0_{b\bar{b}}$, 5) $H^0_{b\bar{b}}$ and 6) $A^0_{b\bar{b}}$.

From now on, we will restrict ourselves to continue our numerical analysis only in Scenario I, assuming $k_H(1) = 1$.

Now we present results in terms of the parameter $\tan \beta$ for the lightest neutral and the charged Higgs boson masses (m_{h^0} and m_H) and the coupling of the lightest neutral CP-even Higgs boson with ZZ pairs, relative to the corresponding SM value ($\frac{g_{h^0 ZZ}}{g_{h^0_{\text{SM}} ZZ}} = \frac{g}{g_{\text{SM}}} = \sin^2(\alpha)$), looking again for regions which are acceptable according to the current available experimental data, for $k_Y = 5/3$ (Table I), $k_Y = 3/2$ (Table II) and $k_Y = 7/4$ (Table III). As can be seen from the Tables I-III there are values of $\tan \beta$ where the ratio $\frac{g_{h^0 ZZ}}{g_{h^0_{\text{SM}} ZZ}} = \frac{g}{g_{\text{SM}}}$ is substantially reduced, which therefore will allow to pass the constraints imposed by the LEP search for neutral Higgs bosons. Lastly, taking into account the bound on m_H given in expression (23), we conclude that the following regions for $\tan \beta$ are experimentally allowed:

$$0.975 \leq \tan \beta \leq 1.15 \quad \text{for } k_Y = 5/3; \quad (24)$$

$$0.975 \leq \tan \beta \leq 1.20 \quad \text{for } k_Y = 3/2; \quad (25)$$

$$0.95 \leq \tan \beta \leq 1.125 \quad \text{for } k_Y = 7/4; \quad (26)$$

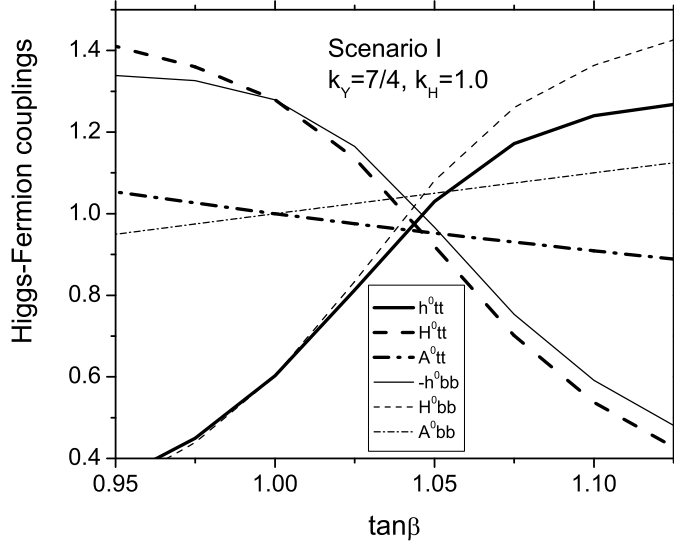


FIG. 14: Prediction for the Higgs-fermion couplings as functions of $\tan \beta$ in the context of the THDM with $k_Y = 7/4$, in the frame of Scenario I, taking $k_H(1) = 1$ and $m_{\text{top}} = 170.0 \text{ GeV}$. Lines: 1) $h^0 t\bar{t}$, 2) $H^0 t\bar{t}$, 3) $A^0 t\bar{t}$, 4) $h^0 b\bar{b}$, 5) $H^0 b\bar{b}$ and 6) $A^0 b\bar{b}$.

Now, using the ranges given in (24), (25), and (26) we plot in Figs. 9, 10, and 11, the results for the Higgs boson masses as functions of $\tan \beta$ for $k_Y = 5/3$, $k_Y = 3/2$ and $k_Y = 7/4$, respectively. We present also the same results in Tables IV, V and VI.

Let us discuss briefly the results of the numerical analysis of the Higgs mass spectrum. For $k_Y = 5/3$, for which we find that $M_{\text{GH}} = 1.3 \cdot 10^{13} \text{ GeV}$. Taking $\tan \beta = 1$ we obtain the following Higgs mass spectrum $m_{h^0} = 109.1 \text{ GeV}$, $m_{H^0} = 123.2 \text{ GeV}$, $m_{A^0} = 115.5 \text{ GeV}$, and $m_H = 80.3 \text{ GeV}$. In turn, for $k_Y = 3/2$ we find that $M_{\text{GH}} = 5.9 \cdot 10^{14} \text{ GeV}$, somehow higher than the previous case, but for which one still gets a mass gap between M_{GH} and a possible M_{GUT} . One finds similar values for m_{H^0} , m_{A^0} , and m_H and somehow lower values for m_{h^0} , for instance for $\tan \beta = 1$, we get $m_{h^0} = 102.3 \text{ GeV}$, $m_{H^0} = 122.4 \text{ GeV}$, $m_{A^0} = 112.8 \text{ GeV}$, and $m_H = 80.3 \text{ GeV}$. On the other hand, using the value $k_Y = 7/4$, for which we find that $M_{\text{GH}} = 2.2 \cdot 10^{12} \text{ GeV}$, which is lower than the one of the previous cases, and has an even larger mass gap between M_{GH} and a possible M_{GUT} . We obtain similar values for m_{H^0} , m_{A^0} , and m_H and somehow higher values for m_{h^0} , for instance for $\tan \beta = 1$, one gets $m_{h^0} = 112.3 \text{ GeV}$, $m_{H^0} = 123.0 \text{ GeV}$, $m_{A^0} = 117.4 \text{ GeV}$, and $m_H = 80.6 \text{ GeV}$.

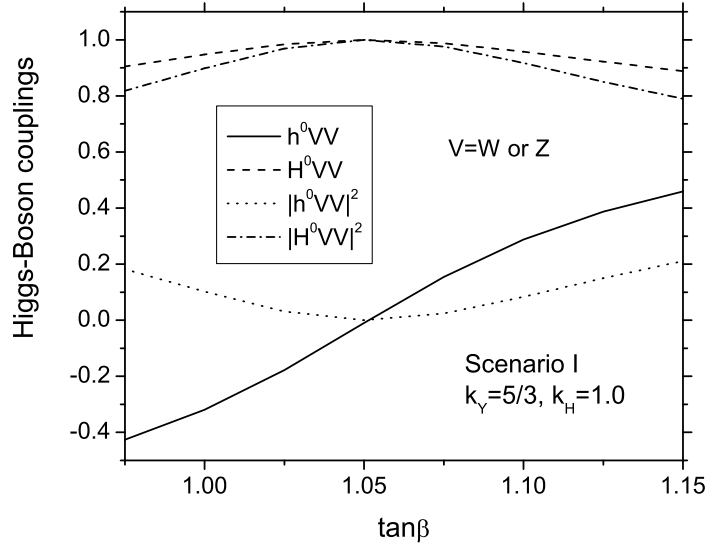


FIG. 15: Prediction for the Higgs-boson couplings as functions of $\tan \beta$ in the context of the THDM with $k_Y = 5/3$, in the frame of Scenario I, taking $k_H(1) = 1$ and $m_{\text{top}} = 170.0 \text{ GeV}$. Lines: 1) $h^0 V V = g_{h^0 V V} = g_{h_{\text{sm}}^0 V V}$, 2) $H^0 V V = g_{H^0 V V} = g_{H_{\text{sm}}^0 V V}$, 3) $|h^0 V V|^2 = |g_{h^0 V V}|^2 = |g_{h_{\text{sm}}^0 V V}|^2$ and 4) $|H^0 V V|^2 = |g_{H^0 V V}|^2 = |g_{H_{\text{sm}}^0 V V}|^2$, where $V = W$ or Z .

The numerical results presented in Figs. 9-11 (Tables IV-VI) allow us conclude that the Higgs mass spectrum is almost independent on the value of k_Y . However, the unification scale M_{GH} depends strongly on the value of k_Y , going from $2.2 \cdot 10^{12} \text{ GeV}$ up to $5.9 \cdot 10^{14} \text{ GeV}$ for $7=4 > k_Y > 3=2$ (for $k_Y = 5=3$ it is obtained $M_{\text{GH}} = 1.3 \cdot 10^{13} \text{ GeV}$).

At this point, we want to recall the relation between the Higgs-fermion couplings, which can be expressed relative to the SM value and is given by [53]:

$$\begin{aligned}
 H^0 t\bar{t} &: \frac{\sin}{\sin} ; & H^0 b\bar{b} &: \frac{\cos}{\cos} ; \\
 h^0 t\bar{t} &: \frac{\cos}{\sin} ; & h^0 b\bar{b} &: \frac{\sin}{\cos} ; \\
 A^0 t\bar{t} &: \cot ; & A^0 b\bar{b} &: \tan ;
 \end{aligned} \tag{27}$$

Now, we use the ranges given in (24), (25), and (26), and we present in Figs. 12, 13, and 14, the results for the fermion couplings as functions of $\tan \beta$ for $k_Y = 5=3$, $k_Y = 3=2$ and $k_Y = 7=4$, respectively.

Finally, making use of the ranges given in (24), (25), and (26), we present in Figs. 15,

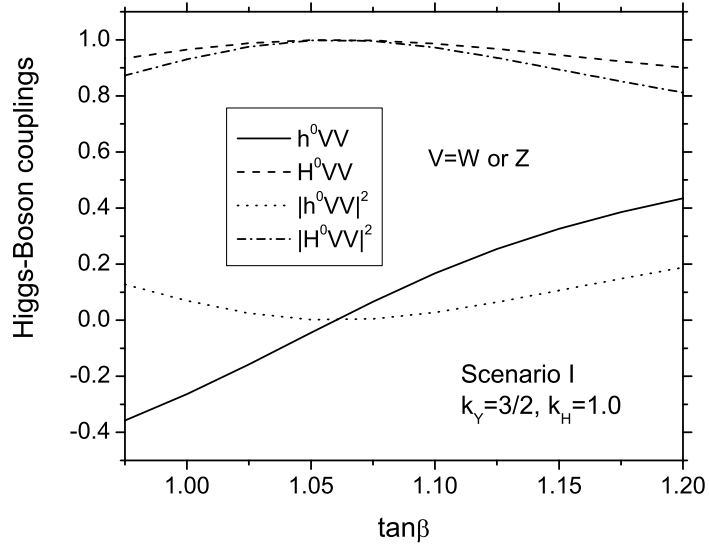


FIG. 16: Prediction for the Higgs-boson couplings as functions of $\tan \beta$ in the context of the THDM with $k_Y = 3/2$, in the frame of Scenario I, taking $k_H(1) = 1$ and $m_{\text{top}} = 170.0$ GeV. Lines: 1) $h^0 VV = g_{h^0 VV} = g_{h_{\text{sm}}^0 VV}$, 2) $H^0 VV = g_{H^0 VV} = g_{H_{\text{sm}}^0 VV}$, 3) $|h^0 VV|^2 = |g_{h^0 VV}|^2 = |g_{h_{\text{sm}}^0 VV}|^2$ and 4) $|H^0 VV|^2 = |g_{H^0 VV}|^2 = |g_{H_{\text{sm}}^0 VV}|^2$, where $V = W$ or Z .

16, and 17, the results for the Higgs-boson couplings as functions of $\tan \beta$ for $k_Y = 5/3$, $k_Y = 3/2$ and $k_Y = 7/4$, respectively.

From our results shown in Figs. 9-17 and Tables IV-VI, we conclude also that the Higgs mass spectrum does not depend strongly on the value of $\tan \beta$. On the other side, the fermion couplings and the boson couplings depend strongly on the value of $\tan \beta$.

We find that for $\tan \beta = 1$, the coupling of h^0 to up-type (d-type) quarks is suppressed (enhanced), which will have important phenomenological consequences [57, 58], for instance it will suppress the production of h^0 at hadron colliders through gluon fusion, while the associated production with $b\bar{b}$ quarks will be enhanced. The couplings of H^0 show the opposite behaviour, namely the couplings with d-type (up-type) quarks are suppressed (enhanced). This behavior changes as $\tan \beta$ takes higher values, and is reversed already for $\tan \beta = 1.1$. Similar results are obtained for other normalizations. We end this section by saying that similar results are obtained in the experimentally allowed regions for Scenario II.

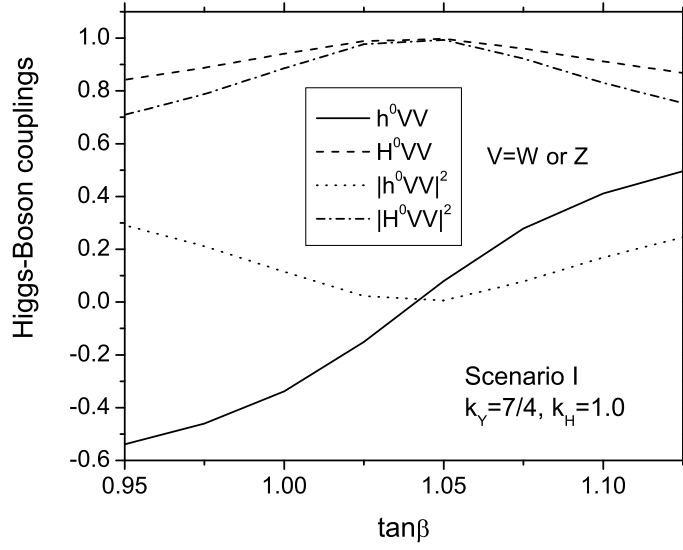


FIG . 17: Prediction for the Higgs-boson couplings as functions of $\tan \beta$ in the context of the THDM with $k_Y = 7/4$, in the frame of Scenario I, taking $k_H(1) = 1$ and $m_{\text{top}} = 170.0 \text{ GeV}$. Lines: 1) $h^0 V V = g_{h^0 V V} = g_{h_{\text{sm}}^0 V V}$, 2) $H^0 V V = g_{H^0 V V} = g_{h_{\text{sm}}^0 V V}$, 3) $|h^0 V V|^2 = |g_{h^0 V V}|^2 = |g_{h_{\text{sm}}^0 V V}|^2$ and 4) $|H^0 V V|^2 = |g_{H^0 V V}|^2 = |g_{h_{\text{sm}}^0 V V}|^2$, where $V = W$ or Z .

IV . COMMENTS AND CONCLUSIONS

In this paper we have obtained the Higgs mass spectrum, the Higgs-fermion couplings and the Higgs-boson couplings of the THDM in a framework where it is possible to unify the Higgs self-coupling with the gauge interactions.

The hypercharge normalization plays an important role to identify the EW-Higgs unification scale. For the canonical value $k_Y = 5/3$ we get $M_{\text{GH}} = 1.3 \cdot 10^{13} \text{ GeV}$. For lower values, such as $k_Y = 3/2$ the scale is $M_{\text{GH}} = 5.9 \cdot 10^{14} \text{ GeV}$, which is closer to the GUT one (10^{16} GeV) but for higher values, such as $k_Y = 7/4$, which gives $M_{\text{GH}} = 2.2 \cdot 10^{12} \text{ GeV}$, the EW-Higgs unification becomes clearly distinctive.

The present approach still lacks a solution to the hierarchy problem; at the moment we have to attribute to argument that fundamental physics could accept some fine tuning [59]. Another option would be to consider one of the simplest early attempts to solve the problem of quadratic divergences in the SM, namely through an accidental cancellation [60]. In fact,

$\tan \beta$	m_{h^0} (G eV)	$\sin^2 (\theta)$	m_H (G eV)
0:900	105:3	0:3674	77:26
0:925	106:5	0:3155	78:13
0:950	107:6	0:2540	78:92
0:975	108:5	0:1816	79:63
1:000	109:1	0:1020	80:28
1:025	109:3	0:0315	80:87
1:050	109:0	0:0001	81:41
1:075	108:2	0:0238	81:90
1:100	107:0	0:0828	82:36
1:125	105:6	0:1497	82:78
1:150	104:0	0:2107	83:17
1:175	102:4	0:2629	83:53
1:200	100:8	0:3068	83:86
1:225	99:24	0:3442	84:17
1:250	97:70	0:3763	84:46
1:275	96:21	0:4044	84:73
1:300	94:75	0:4293	84:99

TABLE I: Prediction for the lightest neutral Higgs boson h^0 mass, $\sin^2 (\theta)$ and the charged Higgs boson H^\pm mass as functions of $\tan \beta$ in the context of the THDM with $k_Y = 5=3$, in the frame of Scenario I with $k_H (1) = 1$, taking $m_{top} = 170:0$ G eV .

such kind of cancellation implies a relationship between the quartic Higgs coupling and the Yukawa and gauge constants, which has the form : $\lambda = y_t^2 \frac{1}{8} [3g^2 + g'^2]$. Unfortunately, this relation implies a Higgs mass $m_H = 316$ G eV , and that seems already excluded. Nevertheless, this relation could work if one takes into account the running of the coupling and Yukawa constants, a point that we leave for future investigations.

Acknowledgments

The authors would like to thank CONACYT and SNI (Mexico) for financial support and

$\tan \beta$	m_{h^0} (GeV)	$\sin^2 \theta$	m_H (GeV)
0.900	99.93	0.3063	76.91
0.925	100.8	0.2503	77.89
0.950	101.6	0.1898	78.78
0.975	102.1	0.1277	79.57
1.000	102.3	0.0697	80.30
1.025	102.3	0.0249	80.95
1.050	101.9	0.0020	81.55
1.075	101.2	0.0044	82.10
1.100	100.2	0.0279	82.61
1.125	99.06	0.0643	83.07
1.150	97.78	0.1060	83.50
1.175	96.43	0.1483	83.90
1.200	95.04	0.1886	84.27
1.225	93.65	0.2259	84.61
1.250	92.27	0.2601	84.93
1.275	90.90	0.2913	85.23
1.300	89.56	0.3198	85.51

TABLE II: Prediction for the lightest neutral Higgs boson h^0 mass, $\sin^2 \theta$ and the charged Higgs boson H^\pm mass as functions of $\tan \beta$ in the context of the THDM with $k_Y = 3=2$, in the frame of Scenario I with $k_H(1) = 1$, taking $m_{\text{top}} = 170.0$ GeV.

the Huejtzingo Seminar for inspiring discussions. J.L. Diaz-Cruz also thanks A. Aranda for interesting discussions.

[1] For a review of radiative corrections see: [LEP Collaborations], arXiv:hep-ex/0412015.

[2] See also: P. Langacker, arXiv:hep-ph/0211065.

[3] U. Baur et al. [The Snowmass Working Group on Precision Electroweak Measurements Collaboration], in Proc. of the APS/DPF/DPB Summer Study on the Future of Particle Physics

$\tan \beta$	m_{h^0} (GeV)	$\sin^2 \theta$	m_H (GeV)
0.900	107.9	0.4004	77.79
0.925	109.3	0.3518	78.61
0.950	110.5	0.2908	79.35
0.975	111.6	0.2121	80.02
1.000	112.3	0.1144	80.63
1.025	112.6	0.0229	81.18
1.050	112.2	0.0064	81.69
1.075	111.1	0.0777	82.16
1.100	109.5	0.1693	82.58
1.125	107.9	0.2460	82.98
1.150	106.1	0.3054	83.34
1.175	104.4	0.3519	83.68
1.200	102.7	0.3893	84.00
1.225	101.1	0.4204	84.29
1.250	99.50	0.4470	84.56
1.275	97.97	0.4701	84.82
1.300	96.48	0.4907	85.06

TABLE III: Prediction for the lightest neutral Higgs boson h^0 mass, $\sin^2 \theta$ and the charged Higgs boson H^\pm mass as functions of $\tan \beta$ in the context of the THDM with $k_Y = 7=4$, in the frame of Scenario I with $k_H(1) = 1$, taking $m_{\text{top}} = 170.0$ GeV.

(Snowmass 2001) ed. N. Graf, eConf C 010630, PLWG1 (2001) [arXiv:hep-ph/0202001].

[4] J. L. Diaz-Cruz, Mod. Phys. Lett. A 20, 2397 (2005) [arXiv:hep-ph/0409216].

[5] For a review see: D. J. H. Chung, L. L. Everett, G. L. Kane, S. F. King, J. Lykken and L. T. Wang, arXiv:hep-ph/0312378.

[6] For a recent review of GUTs see: R. N. Mohapatra, hep-ph/0412050.

[7] J. L. Diaz-Cruz, H. Murayama and A. Pierce, Phys. Rev. D 65, 075011 (2002) [arXiv:hep-ph/0012275].

[8] J. L. Diaz-Cruz and J. Ferrandis, arXiv:hep-ph/0504094.

\tan	m_{h^0} (G eV)	m_{H^0} (G eV)	m_{A^0} (G eV)	m_H (G eV)
0.975	108.5	125.4	114.7	79.63
1.000	109.1	123.2	115.5	80.28
1.025	109.3	121.6	116.2	80.87
1.050	109.0	120.6	116.9	81.41
1.075	108.2	120.2	117.6	81.90
1.100	107.0	120.3	118.2	82.36
1.125	105.6	120.7	118.7	82.78
1.150	104.0	121.3	119.2	83.17

TABLE IV : Predicted Higgs mass spectrum as function of \tan in the context of the THDM with $k_Y = 5=3$, in the frame of Scenario I with $k_H(1) = 1$, taking $m_{top} = 170.0$ G eV .

\tan	m_{h^0} (G eV)	m_{H^0} (G eV)	m_{A^0} (G eV)	m_H (G eV)
0.975	102.1	124.4	111.8	79.57
1.000	102.3	122.4	112.8	80.30
1.025	102.3	120.9	113.6	80.95
1.050	101.9	119.9	114.3	81.55
1.075	101.2	119.3	115.0	82.10
1.100	100.2	119.1	115.6	82.61
1.125	99.06	119.1	116.2	83.07
1.150	97.78	119.4	116.8	83.50
1.175	96.43	119.7	117.3	83.90
1.200	95.04	120.2	117.7	84.27

TABLE V : Predicted Higgs mass spectrum as function of \tan in the context of the THDM with $k_Y = 3=2$, in the frame of Scenario I with $k_H(1) = 1$, taking $m_{top} = 170.0$ G eV .

[9] N. Arkani-Hamed, S. Dimopoulos and G. R. Dvali, Phys. Lett. B 429, 263 (1998).

[10] I. Antoniadis, N. Arkani-Hamed, S. Dimopoulos and G. R. Dvali, Phys. Lett. B 436, 257 (1998).

[11] D. Cremades, L. E. Ibáñez and F. Marchesano, Nucl. Phys. B 643, 93 (2002).

[12] C. Kokorelis, Nucl. Phys. B 677, 115 (2004).

$\tan \beta$	m_{h^0} (GeV)	m_{H^0} (GeV)	m_{A^0} (GeV)	m_{H^\pm} (GeV)
0.950	110.5	127.9	115.7	79.35
0.975	111.6	125.2	116.6	80.02
1.000	112.3	123.0	117.4	80.63
1.025	112.6	121.3	118.1	81.18
1.050	112.2	120.6	118.8	81.69
1.075	111.1	120.6	119.4	82.16
1.100	109.5	121.1	119.9	82.58
1.125	107.9	121.8	120.5	82.98

TABLE VI: Predicted Higgs mass spectrum as function of $\tan \beta$ in the context of the THDM with $k_Y = 7=4$, in the frame of Scenario I with $k_H(1) = 1$, taking $m_{\text{top}} = 170.0$ GeV.

- [13] L. Randall and R. Sundrum, Phys. Rev. Lett. 83, 3370 (1999).
- [14] N. Arkani-Hamed and M. Schmaltz, Phys. Rev. D 61, 033005 (2000) [arXiv:hep-ph/9903417].
- [15] R. Barbieri, P. Creminelli and A. Strumia, Nucl. Phys. B 585, 28 (2000) [arXiv:hep-ph/0002199].
- [16] N. Arkani-Hamed, S. Dimopoulos, G. R. Dvali and J. March-Russell, Phys. Rev. D 65, 024032 (2002) [arXiv:hep-ph/9811448].
- [17] R. N. Mohapatra and A. Perez-Lorenzana, Phys. Rev. D 66, 035005 (2002) [arXiv:hep-ph/0205347].
- [18] N. Cosme, J. M. Frere, Y. Gouverneur, F. S. Ling, D. M. Onderen and V. Van Elewyck, Phys. Rev. D 63, 113018 (2001) [arXiv:hep-ph/0010192].
- [19] A. Ioannisian and J. W. F. Valle, Phys. Rev. D 63, 073002 (2001) [arXiv:hep-ph/9911349].
- [20] A. Aranda, C. Balazs and J. L. Diaz-Cruz, Nucl. Phys. B 670, 90 (2003) [arXiv:hep-ph/0212133].
- [21] A. Aranda and J. L. Diaz-Cruz, Mod. Phys. Lett. A 20, 203 (2005) [arXiv:hep-ph/0207059].
- [22] K. R. Dienes, E. Dudas and T. Gherghetta, Phys. Lett. B 436, 55 (1998).
- [23] L. J. Hall, Y. Nomura and D. R. Smith, Nucl. Phys. B 639, 307 (2002) [arXiv:hep-ph/0107331].
- [24] See for instance the so-called fat Higgs models: R. Hamik et al., Phys. Rev. D 70 (2004) 015002.

- [25] For a review of little Higgs models see: Jay G. Wacker, arXiv: hep-ph/0208235.
- [26] For models with composite Higgs using AdS-CFT duality see: K. Agashe, R. Contino and A. Pomarol, Nucl. Phys. B 719 (2005) 165.
- [27] A. Aranda, J. L. Diaz-Cruz and A. Rosado, "Electroweak - Higgs unification and the Higgs boson mass," arXiv: hep-ph/0507230 (to be published in Int. Jour. Mod. Phys. A).
- [28] N. S. Manton, Nucl. Phys. B 158, 141 (1979).
- [29] D. B. Fairlie, Phys. Lett. B 82, 97 (1979).
- [30] I. Antoniadis, K. Benakli and M. Quiros, New J. Phys. 3, 20 (2001) [arXiv: hep-th/0108005].
- [31] Y. Hosotani, S. Noda and K. Takenaga, Phys. Lett. B 607, 276 (2005) [arXiv: hep-ph/0410193].
- [32] C. Csaki, C. Grojean and H. Murayama, Phys. Rev. D 67, 085012 (2003) [arXiv: hep-ph/0210133].
- [33] Y. Hosotani, S. Noda and K. Takenaga, Phys. Lett. B 607, 276 (2005) [arXiv: hep-ph/0410193].
- [34] C. A. Scrucca, M. Serone, L. Silvestrini and A. Wulzer, JHEP 0402, 049 (2004) [arXiv: hep-th/0312267].
- [35] C. A. Scrucca, M. Serone and L. Silvestrini, Nucl. Phys. B 669, 128 (2003) [arXiv: hep-ph/0304220].
- [36] G. Burdman and Y. Nomura, Nucl. Phys. B 656, 3 (2003) [arXiv: hep-ph/0210257].
- [37] N. Haba and Y. Shimizu, Phys. Rev. D 67, 095001 (2003) [Erratum - ibid. D 69, 059902 (2004)] [arXiv: hep-ph/0212166].
- [38] I. Gogoladze, Y. Mimura and S. Nandi, Phys. Lett. B 560, 204 (2003) [arXiv: hep-ph/0301014].
- [39] I. Gogoladze, Y. Mimura and S. Nandi, Phys. Lett. B 562, 307 (2003) [arXiv: hep-ph/0302176].
- [40] I. Gogoladze, Y. Mimura and S. Nandi, Phys. Rev. D 69, 075006 (2004) [arXiv: hep-ph/0311127].
- [41] I. Gogoladze, Y. Mimura and S. Nandi, Phys. Lett. B 560, 204 (2003) [arXiv: hep-ph/0301014].
- [42] I. Gogoladze, T. Li, Y. Mimura and S. Nandi, Phys. Rev. D 72, 055006 (2005) [arXiv: hep-ph/0504082].
- [43] K. R. Dienes and J. March-Russell, Nucl. Phys. B 479, 113 (1996) [arXiv: hep-th/9604112].
- [44] V. Barger, J. Jiang, P. Langacker and Y. Li, Nucl. Phys. B 726 (2005) 149.
- [45] V. Barger, M. S. Berger and M. S. Ohm, Phys. Rev. D 47 (1993) 1093.
- [46] Review of Particle Physics. Particle data group. Phys. Lett. B 592 (2004) 1.
- [47] The values for the top mass used here are based in the data recently reported in: A. Abulencia

- et al. [CDF Collaboration], \Measurement of the top quark mass using template methods on dilepton events in proton antiproton collisions at $\sqrt{s} = 1.96\text{-TeV}$," arXiv:hep-ex/0602008.
- [48] See also: A. Abulencia et al. [CDF Collaboration], \Top quark mass measurement from dilepton events at CDF II with the matrix-element method," arXiv:hep-ex/0605118.
- [49] M. Dührssen, S. Heinemeyer, H. Logan, D. Rainwater, G. Weiglein and D. Zeppenfeld, Phys. Rev. D 70, 113009 (2004) [arXiv:hep-ph/0406323].
- [50] J. L. Diaz-Cruz and D. A. Lopez-Falcon, Phys. Lett. B 568, 245 (2003) [arXiv:hep-ph/0304212].
- [51] D. Komiris and R. Sekhar, Phys. Lett. B 304 (1993) 152.
- [52] J. L. Diaz-Cruz and A. Mendez, Nucl. Phys. B 380, 39 (1992).
- [53] J. Gunion, H. Haber, G. Kane and S. Dawson, The Higgs Hunter's Guide, Addison-Wesley Publishing Company, Reading, MA, 1990.
- [54] [ALEPH Collaboration], arXiv:hep-ex/0602042.
- [55] R. Barate et al. [LEP Working Group for Higgs boson searches], Phys. Lett. B 565, 61 (2003) [arXiv:hep-ex/0306033].
- [56] A. Heister et al. [ALEPH Collaboration], Phys. Lett. B 543, 1 (2002) [arXiv:hep-ex/0207054].
- [57] C. Balazs, J. L. Diaz-Cruz, H. J. He, T. Tait and C. P. Yuan, Phys. Rev. D 59, 055016 (1999) [arXiv:hep-ph/9807349].
- [58] J. L. Diaz-Cruz, H. J. He, T. Tait and C. P. Yuan, Phys. Rev. Lett. 80, 4641 (1998) [arXiv:hep-ph/9802294].
- [59] N. Arkani-Hamed and S. Dimopoulos, arXiv:hep-th/0405159.
- [60] M. J. G. Veltman, Acta Phys. Poln. B12, 437 (1981).