

# Signals of the littlest Higgs model with T-parity at e<sup>+</sup>e<sup>-</sup> and ep collisions

Chong-Xing Yue<sup>1</sup>, LiLi<sup>2</sup>, Shuo Yang<sup>1</sup>, and LiNa Wang<sup>1</sup>

<sup>1</sup> Department of Physics, Liaoning Normal University, Dalian 116029, P.R. China

<sup>2</sup> Department of Mathematics, Liaoning Normal University, Dalian 116029, P.R. China

June 21, 2019

## Abstract

Littlest Higgs model with T-parity predicts the existence of the neutral, weakly interacting, new gauge boson  $B_H$ , which can be seen as an attractive dark matter candidate. We study the production of  $B_H$  via  $e^+e^-$  and  $ep$  collisions. We find that the new gauge boson  $B_H$  can be abundantly produced via the subprocesses  $e^+e^- \rightarrow B_H$  and  $q \rightarrow B_H q$ , which give rise to characteristic signals. We further estimate the ratio of the signal over the square of the background and find its value might reach the observable threshold of the high energy linear  $e^+e^-$  collider and THERA collider experiments.

## I. Introduction

Little Higgs models are proposed as an alternative solution to the hierarchy problem of the standard model (SM), which provide a possible kind of electroweak symmetry breaking (EWSB) mechanism accomplished by a naturally light Higgs sector [1] (for review, see: [2]). In these models, the Higgs boson is a pseudo-Goldstone boson and its mass is protected by a global symmetry and quadratic divergence cancellations are due to contributions from new particles with the same spin as the SM particles. The dynamics of the Higgs boson is described by a non-linear sigma model, valid up to the cutoff scale

$4\pi f \sim 10\text{TeV}$ . The little Higgs models generally predict the existence of the new gauge bosons, fermions, and scalar particles at the TeV scale. Some of these new particles can generate characteristic signatures at the present and future collider experiments [3,4].

So far, a number of specific models have been proposed, which differ in the assumed higher symmetry and in the representations of the scalar multiplets. Among of these models, the lightest Higgs (LH) model [1] is one of the simplest and phenomenologically viable models, which has all essential features of the little Higgs theory. However, the electroweak precision data produce rather severe constraints on the free parameters of the LH model, due to the large corrections to low-energy observables from the new particles and the triplet scalar vacuum expectation value (VEV) [5]. To alleviate this difficulty, a  $Z_2$  discrete symmetry, named "T-parity", is introduced into the LH model, which is called LH T model [6,7]. In the LH T model, all the SM particles are assigned with an even T-parity, while all the new particles are assigned with an odd T-parity, except for the little Higgs partner of the top quark. In the LH T model, the T-parity is an exact symmetry, the SM gauge bosons (T-even) do not mix with the T-odd new gauge bosons, and thus the electroweak precision observables are not modified at tree level. Beyond the tree level, small radiative corrections induced by the LH T model to precision data still allow the scale parameter  $f$  to be lower than  $1\text{TeV}$  [6,8]. Since the contributions of the little Higgs models to observables are generally proportional to the factor  $1/f^2$ , so a lower  $f$  is very important for the phenomenology of these models and might produce rich signatures at the collider experiments [9,10,11,12,13,14].

An interesting feature of the LH T model is that it predicts the existence of the lightest T-odd particle, which is stable, electrically neutral, and weakly interacting, new gauge boson  $B_H$ . It has been shown that it can be seen as an attractive dark matter candidate and might generate observable signals at the hadronic colliders [11]. In this paper, we will discuss the production of the new gauge boson  $B_H$  via  $e^-$  and  $ep$  collisions and see whether it can produce observable signatures in the future high energy  $e^+e^-$  and  $ep$  collider experiments, i.e. ILC [15] and HERA [16].

In the rest of this paper, we give our results in detail. The production of the gauge boson  $B_H$  via the processes  $e^+e^- \rightarrow e^- \rightarrow L B_H$  and  $ep \rightarrow q \rightarrow B_H Q$  at the ILC and HERA experiments are considered in section II and section III, respectively. The relevant phenomenology discussions are given in these sections. Our conclusions are given in section IV.

## II. The process $e^+e^- \rightarrow e^- \rightarrow L B_H$

Similar with the LH model, the LH T model [6,7] is based on an  $SU(5)=SO(5)$  global symmetry breaking pattern and the Higgs doublet of the SM is identified with a subset of the Goldstone bosons associated with this breaking. An  $[SU(2) \times U(1)]^2$  subgroup of the  $SU(5)$  is gauged, and at the scale  $f$  it is broken into the SM electroweak symmetry  $SU(2)_L \times U(1)_Y$ . This breaking scenario also gives rise to four new gauge bosons  $W_H$ ,  $Z_H$ , and  $B_H$ . However, in the LH T model, T-parity is an automorphism which exchanges the  $[SU(2) \times U(1)]_1$  and  $[SU(2) \times U(1)]_2$  gauge fields. Under this transformation, the SM gauge bosons  $W$ ,  $Z$ , and  $A$  are T-even and the new gauge bosons ( $W_H$ ;  $Z_H$ ;  $B_H$ ) are T-odd.

Among these new particles, the neutral gauge boson  $B_H$  is the lightest particle which can be seen as an attractive dark matter candidate [9,10,11,12]. In order to account for all the dark matter of the universe, the  $B_H$  mass  $M_{B_H}$  should be in the range  $100 \text{ GeV} < M_{B_H} < 300 \text{ GeV}$ . The couplings of the gauge boson  $B_H$ , which are related our calculation, can be written as [9,10]:

$$\mathcal{L} = igQ \bar{p}_L q B_H + h.c.; \quad (1)$$

where  $Q$  is the T-odd partner of the T-even SM fermion  $q$  and  $g$  is the coupling constant.

It has been shown that, for  $M_Q = M_{B_H} + 20 \text{ GeV}$  and  $M_{B_H} = 300 \text{ GeV}$ , the value of  $g$  should be smaller than 0.3 for giving enough large coannihilation cross section [11]. In our numerical estimation, we will assume a universal T-odd fermion mass  $M_Q$  for both the SM lepton and quark partners and take  $100 \text{ GeV} \leq M_{B_H} \leq 300 \text{ GeV}$ ,  $M_Q = M_{B_H} + 20 \text{ GeV}$  and  $0.1 \leq g \leq 0.3$ .

There are two Feynman diagrams, depicted in Fig.1, contributing production of the new gauge boson  $B_H$  associated with the T-odd partner  $L^-$  of the lepton  $e^-$  via  $e^-e^-$  collision. The corresponding scattering amplitude can be written as:

$$M = egQ_L u(L) \left[ \frac{\epsilon'_2 P_L (\not{P} + \not{P}_e + m_e) \epsilon'_1}{\hat{s} - m_e^2} + \frac{\epsilon'_1 (\not{P}_L - \not{P} + m_L) \epsilon'_2 P_L}{\hat{t} - m_L^2} \right] u(e); \quad (2)$$

where  $\hat{s} = (P + P_e)^2 = (P_{B_H} + P_L)^2$ ,  $\hat{t} = (P_L - P)^2 = (P_e - P_{B_H})^2$ .  $\epsilon'_1$  and  $\epsilon'_2$  are the polarization vectors of the gauge bosons  $\gamma$  and  $B_H$ , respectively.

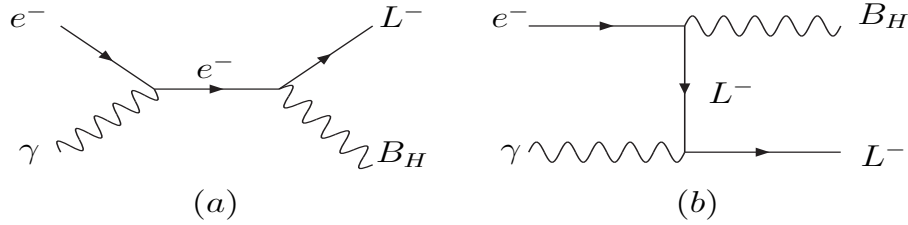


Figure 1: Feynman diagrams contribute to the process  $e^- e^- \rightarrow L^- B_H$

The effective cross section  $\sigma_1(s)$  at a ILC with the center-of-mass energy  $\sqrt{s}$  can be obtained by folding the cross section  $\hat{\sigma}(\hat{s})$  for the subprocess  $e^- e^- \rightarrow L^- B_H$  with the photon distribution  $f_{\gamma/e}$  [17]:

$$\sigma_1(s) = \int_{(M_{B_H} + M_L)^2 = s}^{\sqrt{s}} dx \hat{\sigma}(\hat{s}) f_{\gamma/e}(x); \quad (3)$$

where  $\hat{s} = xs$ .

The effective cross section  $\sigma_1(s)$  is plotted as a function of the  $B_H$  mass  $M_{B_H}$  for  $\sqrt{s} = 1 \text{ TeV}$  and three values of the coupling parameter  $g$  in Fig.2. One can see from Fig.2 that the cross section  $\sigma_1$  decreases as the mass  $M_{B_H}$  increasing and the coupling  $g$  decreasing. For  $0.1 \leq g \leq 0.3$  and  $100 \text{ GeV} \leq M_{B_H} \leq 300 \text{ GeV}$ , the value of  $\sigma_1$  is in the range of  $13.7 \text{ fb} \sim 802.1 \text{ fb}$ .

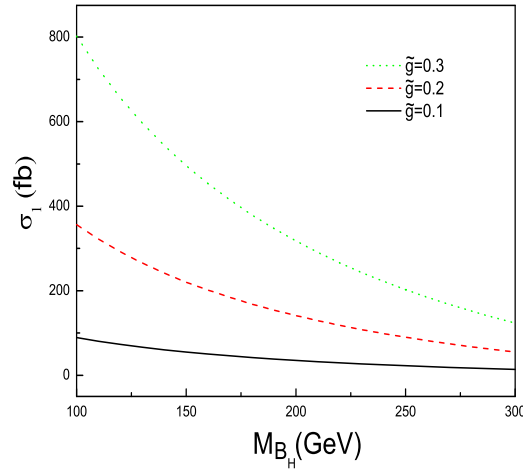


Figure 2: The cross section  $\sigma_1$  as a function of the mass parameter  $M_{B_H}$  for the coupling parameter  $\tilde{g} = 0.1$  (solid line),  $0.2$  (dashed line), and  $0.3$  (dotted line).

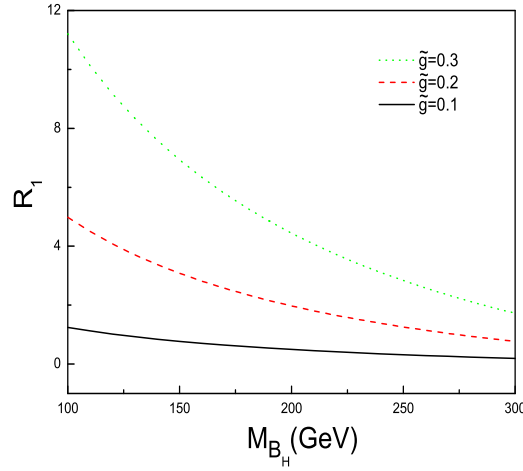


Figure 3: The ratio  $R_1 = N_1 / \sqrt{B}$  for the  $L B_H$  production at the ILC with  $\sqrt{s} = 1 \text{ TeV}$ .

For  $M_L = M_{B_H} + 20 \text{ GeV}$ , the lepton partner  $L$  mainly decays to  $B_H l$  and there are  $\text{Br}(L \rightarrow B_H l) \sim 1$  [10,11]. Thus, the signal of the process  $e^+ \rightarrow L B_H$  should be an isolated charged lepton associated with large missing energy. The most large backgrounds for the signal +  $\cancel{E}$  come from the SM processes  $e^+ Z \rightarrow e^+ \cancel{E}$  and  $e^+ \rightarrow W^+ e^+ \cancel{E}$ . The scattered electron in the process  $e^+ \rightarrow e^+ Z$  has almost the same energy  $E_e = \sqrt{s}/2$  for  $\sqrt{s} \gg M_Z$ . Thus, the process  $e^+ \rightarrow e^+ Z$  could be easily distinguished from the signal [18]. So the most serious background process is  $e^+ \rightarrow W^+ e^+ \cancel{E}$ . To discuss whether the possible signal of the LHT model can be detected via the process  $e^+ \rightarrow L B_H$  in the future ILC experiments, we further calculate the ratio of the signal over the square root of the background ( $R_1 = N_1 / \sqrt{B}$ ), as shown in Fig.3, in which

we have assumed that the ILC experiment with  $\sqrt{s} = 1\text{TeV}$  has a yearly integrated luminosity of  $\mathcal{L} = 500\text{fb}^{-1}$  [15]. From Fig.3 one can see that, as long as  $\theta \leq 0.2$  and  $M_{B_H} \leq 200\text{GeV}$ , the value of the ratio  $R_1$  is larger than 2. Thus, we expect that the possible signals of the LHT model might be detected via  $e^+e^-$  collisions in the future ILC experiment with  $\sqrt{s} = 1\text{TeV}$  and  $\mathcal{L} = 500\text{fb}^{-1}$ .

### III. The process $e^+e^- \rightarrow q^+ B_H Q$

Similar to the process  $e^+e^- \rightarrow L^+ B_H$ , the production of the new gauge boson  $B_H$  associated with the T-odd partner of the SM quark at the THERA proceeds via the s-channel and t-channel Feynman diagrams as shown in Fig.4. The invariant scattering amplitude for the subprocess  $q^+ B_H Q$  ( $q = u, c, d$  or  $s$ ) can be written as:

$$M = eg_{Q_Q} u(L) \left[ \frac{\epsilon'_2 P_Q (\not{P} + \not{P}_q + m_q) \epsilon'_1}{\hat{s} - m_q^2} + \frac{\epsilon'_1 (\not{P}_Q - \not{P} + m_L) \epsilon'_2 P_Q}{\hat{t} - m_Q^2} \right] u(q); \quad (4)$$

where  $\hat{s} = (\not{P} + \not{P}_q)^2 = (\not{P}_{B_H} + \not{P}_Q)^2$ ,  $\hat{t} = (\not{P}_Q - \not{P})^2 = (\not{P}_q - \not{P}_{B_H})^2$ .  $\epsilon'_1$  and  $\epsilon'_2$  are the polarization vectors of the gauge bosons  $\gamma$  and  $B_H$ , respectively.

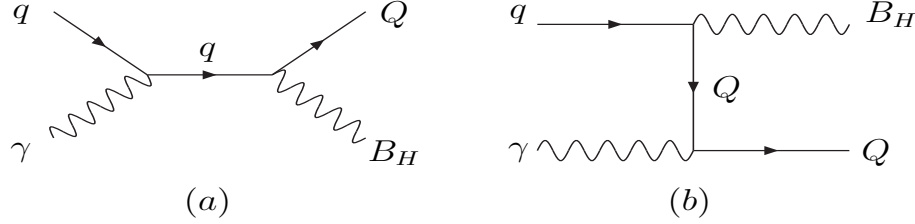


Figure 4: Feynman diagrams contribute to the process  $q^+ B_H Q$

After calculating the cross section  $\hat{\sigma}_i(\hat{s})$  of the subprocess  $q^+ B_H Q$ , the total cross section  $\sigma_2(s)$  of  $B_H Q$  production can be obtained by folding  $\hat{\sigma}_i(\hat{s})$  with the parton distribution functions:

$$\sigma_2(s) = \sum_i \int_{m_{\min}}^{\sqrt{s}} d\hat{s} \int_0^1 \frac{dx}{x} f_{e=\gamma} \left( \frac{-x}{x} \right) f_{i=p}(x) \hat{\sigma}_i(\hat{s}); \quad (5)$$

with  $\hat{s} = s$ ,  $m_{\min} = \frac{(M_{B_H} + M_Q)^2}{s}$ ,  $i = u, c, d$  and  $s$ . The backscattered high energy photon distribution function has been given in Ref.[17]. In our calculation, we will take the CTEQ6L parton distribution function for  $f_{i=p}(x)$  [19].

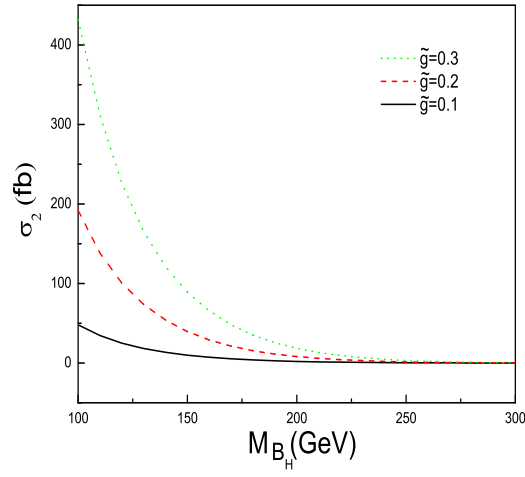


Figure 5: The cross section  $\sigma_2$  as a function of the mass parameter  $M_{B_H}$  for the coupling parameter  $\tilde{g} = 0.1$  (solid line),  $0.2$  (dashed line), and  $0.3$  (dotted line).

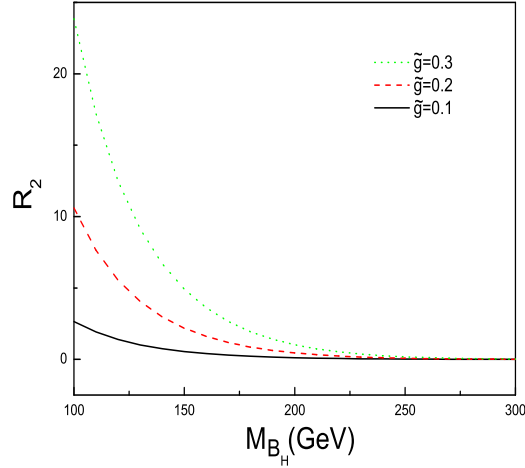


Figure 6: The ratio  $R_2 = N_2 / N_{B_H}$  for the  $QB_H$  production at the THERA with  $\sqrt{s} = 1\text{TeV}$ .

Our numerical results are shown in Fig.5, in which we have taken  $\sqrt{s} = 1\text{TeV}$  and  $\tilde{g} = 0.1$  (solid line),  $0.2$  (dashed line), and  $0.3$  (dotted line). One can see from Fig.5, that the production cross section  $\sigma_2$  is generally smaller than  $\sigma_1$  in all of the parameter space. This is because, compared with  $\sigma_1$ ,  $\sigma_2$  is suppressed by the parton distribution function  $f_{i=p}(x)$  and the charge factor  $Q_q^2$ . For  $100\text{GeV} \leq M_{B_H} \leq 300\text{GeV}$  and  $0.1 \leq \tilde{g} \leq 0.3$ , the value of the cross section  $\sigma_2$  is in the range of  $0.43\text{fb} \sim 432.3\text{fb}$ . If we assume that the THERA collider with  $\sqrt{s} = 1\text{TeV}$  has a yearly integrated luminosity of  $\mathcal{L} = 470\text{fb}^{-1}$  [16], then there will be several tens and up to thousands of raw  $B_H Q$  events to be generated per year.

From above discussion, we can see that the SM quark partner  $Q$  mainly decays to  $B_H q$  ( $q = u; c; d; s$  or  $b$ ) and there are  $Br(Q \rightarrow B_H q) \sim 1$ . In this case, the signal of the  $B_H Q$  production at the THERA is one jet plus missing energy. The backgrounds of the one jet event plus missing energy mainly come from the SM charged current (CC) process  $ep \rightarrow X$  and the SM subprocess  $q \rightarrow Zq$  with  $Z \rightarrow \dots$ . Measurement and QCD analysis of the production cross section of the CC process  $ep \rightarrow X$  at the HERA has been extensively studied [20]. Its cross section is much larger than that of the process  $ep \rightarrow q \rightarrow Zq$ . Thus, we only take the CC process  $ep \rightarrow X$  as background of the process  $ep \rightarrow q \rightarrow B_H Q$ . The ratio  $R_2 = N_2 / N_2^{\text{P}} / B$  are plotted as a function of the  $B_H$  mass  $M_{B_H}$  for three values of the coupling constant  $g$  in Fig.6. One can see from Fig.6 that the value of  $R_2$  is strongly dependent on the value of the coupling constant  $g$ . For  $g = 0.3$  and  $M_{B_H} = 170 \text{ GeV}$ , the value of  $R_2$  is larger than 2. Thus, we expect that the possible signals of the gauge boson  $B_H$  might be detected via the subprocess  $q \rightarrow B_H Q$  in the future THERA experiments.

#### IV. Conclusions

To avoid the severe constraints from the electroweak precision data on the LH model, the T-parity is introduced into this model, which forms the LH T model. A interesting feature of the LH T model is that it predicts the existence of the neutral, weakly interacting, new gauge boson  $B_H$ , which can be seen as an attractive dark matter candidate. Thus, this model can generate vary different signals from those for the LH model in the present or future high energy experiments.

In this paper, we discuss the production of the new gauge boson  $B_H$  predicted by the LH T model at the ILC and THERA collider experiments via considering the subprocesses  $e \rightarrow L B_H$  and  $q \rightarrow B_H Q$ . We find that the new gauge boson  $B_H$  can be abundantly produced at these collider experiments. For  $0.1 \leq g \leq 0.3$  and  $100 \text{ GeV} \leq M_{B_H} \leq 300 \text{ GeV}$ , the cross sections of the  $L B_H$  and  $B_H Q$  production are in the range of  $13.7 \text{ fb} \sim 802.1 \text{ fb}$  and  $0.4 \text{ fb} \sim 432.8 \text{ fb}$ , respectively. The signals of the associated production of  $L B_H$  and  $B_H Q$  are an isolated charged lepton with large missing energy and one jet with large missing energy, respectively. Thus, the possible signals of



the LHT model can be detected at the ILC and HERA experiments by searching for one jet (or charged lepton) with missing energy. We further give some discussions about the backgrounds for this kind of signals and estimate the value for the ratio of the signal over the square of the background. Our numerical results show that, with reasonable values of the free parameters  $g$  and  $M_{B_H}$ , its value might reach the observable threshold of the future ILC and HERA collider experiments.

Certainly, if the new gauge boson  $B_H$  and the SM quark partner  $Q$  are enough light, the process  $ep \rightarrow q \rightarrow B_H Q$  can occur at the HERA with  $\sqrt{s} = 320 \text{ GeV}$ , which can also generate the characteristic signals at the HERA experiments. However, considering the constraints on the mass parameters  $M_{B_H}$  and  $M_Q$  ( $M_{B_H} \geq 100 \text{ GeV}$  and  $M_Q > M_{B_H} + 20 \text{ GeV}$ ), we have not calculated the cross section of this process at the HERA.

Other specific models beyond the SM, such as SUSY and extra dimension models, can also generate the similar signal with that of the  $L B_H$  and  $B_H Q$  associated production. More studying about this kind of signals is needed and it will be helpful to discriminate various specific models beyond the SM in the future high energy experiments.

#### Acknowledgments

We would like to thank Prof. C. Diaconu for valuable helping and comments on our work. This work was supported in part by Program for New Century Excellent Talents in University (NCE-04-0290), the National Natural Science Foundation of China under the Grants No. 10475037 and 10675057.

## References

- [1] N. Arkani-Hamed, A. G. Cohen, E. Katz, A. E. Nelson, JHEP 0207, 034 (2002).
- [2] M. Schmaltz and D. Tucker-Smith, Ann. Rev. Nucl. Part. Sci. 55, 229 (2005).
- [3] T. Han, H. E. Logan, and L. T. Wang, JHEP 0601, 099 (2006).
- [4] M. Perelstein, hep-ph/0512128.
- [5] R. Casalbuoni, A. Dandrea, M. Oertel, JHEP 0402, 032 (2004); Mu-Chun Chen and S. Dawson, Phys. Rev. D 70, 015003 (2004); Chong-Xing Yue and Wei Wang, Nucl. Phys. B 683, 48 (2004); W. Kilian and J. Reuter, Phys. Rev. D 70, 015004 (2004); J. L. Hewett, F. J. Petriello and T. G. Rizzo, JHEP 0310, 062 (2003). C. Csaki, J. Hubisz, G. D. Kribs, P. Meade, and J. Terning, Phys. Rev. D 67, 115002 (2003); C. Csaki et al., Phys. Rev. D 68, 035009 (2003). T. Gregoire, D. R. Smith and J. G. Wacker, Phys. Rev. D 69, 115008 (2004); Mu-Chun Chen, Mod. Phys. Lett. A 21, 621 (2006).
- [6] H. C. Cheng and I. Low, JHEP 0309, 051 (2003); JHEP 0408, 061 (2004).
- [7] I. Low, JHEP 0410, 067 (2004).
- [8] J. Hubisz, P. Meade, A. Noble and M. Perelstein, JHEP 0601, 135 (2006).
- [9] J. Hubisz, P. Meade, Phys. Rev. D 71, 035016 (2005).
- [10] A. Birkedal, A. Noble, M. Perelstein, and A. Spary, Phys. Rev. D 74, 035002 (2006).
- [11] C. S. Chen, Kingman Cheung, and T.-C. Yuan, hep-ph/0605314.
- [12] M. Asano et al., hep-ph/0602157; A. Martin, hep-ph/0602206.
- [13] J. Hubisz, S. J. Lee, and G. Paz, JHEP 0606, 041 (2006); M. Blanke et al., hep-ph/0605214; A. J. Buras, A. Poschenrieder, S. Uhlig, W. A. Bardeen, hep-ph/0607189; A. Freitas and D. Wyler, hep-ph/0609103.

- [14] C.O.Dib, R.Rosenfeld, A.Zerwekh, JHEP 0605, 074 (2006); H.C.Cheng, I.Low, and L.T.Wang, Phys. Rev. D 74, 055001 (2006); C.R.Chen, K.Tobe and C.P.Yuan, Phys. Lett. B 640: 263 (2006); A.Belyaev, Chuan-Ren Chen, K.Tobe, C.P.Yuan, hep-ph/0609179.
- [15] T.Abe et al. [American Linear Collider Group], hep-ex/0106057; J.A.Aguilar-Saavedra et al. [ECFA/DESY LC Physics Working Group], hep-ph/0106315; K.Abe et al. [ACFA Linear Collider Working Group], hep-ph/0109166; G.Laow et al., ILC Technical Review Committee, second report, 2003, SLAC-R-606.
- [16] H.Abramowicz et al. (TESLA-N Study Group Collaboration), Technical Design Report, DESY 01-011 preprint; A.K.Cici, S.Su Handoy, O.Yavas, in Proc. of EPAC 2000 P.388; M.Klein, THERA-electron-proton scattering at  $\sqrt{s} = 1\text{TeV}$ , talk given at DIS'2000, Liverpool, April 25-30, 2000. P.J.Bussey, Int. J. Mod. Phys. A 17, 1065 (2002).
- [17] I.F.Ginzbury et al., Nucl. Instrum. Meth. Phys. Res. Sec A, 21, 5 (1984); V.I.Telnov, Nucl. Instrum. Meth. Phys. Res. Sec A, 294, 72 (1990).
- [18] F.M.Renard, Z.Phys. C 14, 209 (1982); F.Cuypers, G.J.Van Oudenborgh, and R.Ruckl, Nucl. Phys. B 383, 45 (1992); M.Raidal, Nucl. Phys. B 441, 49 (1995); E.M.Gregores, M.C.Gonzalez-Garcia, and S.F.Novaes, Phys. Rev. D 56, 2920 (1997).
- [19] J.Pumplin et al., JHEP 0207, 012 (2002); D.Stump et al., JHEP 0310, 046 (2003).
- [20] C.Abbot et al. [H1 Collaboration], Eur. Phys. J. C 30, 1 (2003); S.Chekanov et al. [ZEUS Collaboration], Eur. Phys. J. C 32, 1 (2003); A.Aktas et al. [H1 Collaboration], Phys. Lett. B 634, 173 (2006).