

Searching for CPT violation in $t\bar{t}$ production

J. A. R. Cembranos and A. Rajaraman

Department of Physics and Astronomy, University of California, Irvine, CA 92697 USA

F. Takayama

Institute for High-Energy Phenomenology, Cornell University, Ithaca, NY 14853, USA

(Dated: July 7, 2018)

We analyze the possibility of observing CPT violation in the top sector. We present current bounds on CPT violation in this sector, and analyze the prospects of improving these bounds at the LHC.

PACS numbers: 11.30.Er, 14.65.Ha

INTRODUCTION

The discrete symmetries of charge conjugation (C), parity (P) and time reversal symmetry (T) were long believed to be exact symmetries. However, as is well known, the weak interactions were found to violate C and P maximally [1, 2]. While the product CP seemed to be conserved, evidence for CP -violation was later found in kaon decays [1, 3]. On the other hand, the triple product CPT has never been seen to be violated in any experiment, and in fact, there are several important tests that constrain the magnitude of CPT violation in various sectors of the Standard Model.

However, given our past experience with discrete symmetries, it is important to actively search for potential CPT -violating effects. Many well-motivated extensions of the standard model have such effects [4]. String theory is inherently a nonlocal theory, and may well be a source of CPT violation [5]. Noncommutative theories [6] explicitly break Lorentz invariance, and hence could break CPT . Models of ghost condensation [7] also spontaneously break Lorentz invariance.

There are also some experimental motivations for considering models with broken CPT . In particular, CPT violation in the neutrino sector has been proposed as an explanation for the combined LSND, atmospheric and solar oscillation data [8].

Finally, we note that CPT violation is an unambiguous signal of new physics because this discrete symmetry is automatically conserved by any local relativistic quantum field theory [9]. Therefore it is very interesting to check whether this is truly an exact symmetry of the Standard Model.

It is particularly interesting to search for CPT violation in the top quark sector. The top quark is the most massive known elementary particle, and the only fermion with an unsuppressed coupling to the electroweak symmetry breaking sector. This suggests that it may also probe CPT violation to a greater degree than the other fields of the Standard Model. There are no current bounds on CPT violation in this sector, and in this pa-

per, we will present the first such bounds, and analyze the best direction for further improving them.

A difference in the masses and lifetimes of a particle and its antiparticle is a model independent signature of CPT violation. For any particle a , with an antiparticle \bar{a} , we can parametrize CPT violation for that particle by the dimensionless quantity $R_{CPT}(a) \equiv 2(m_a - m_{\bar{a}})/(m_a + m_{\bar{a}})$. Bounds on this quantity for various particles are given in Table I.

Particle (a)	$R_{CPT}(a) \equiv \frac{2(m_a - m_{\bar{a}})}{m_a + m_{\bar{a}}}$
W^+	$(-2 \pm 7) \times 10^{-3}$
e^+	$< 10^{-9}$ (90% c.l.)
π^+	$(2 \pm 5) \times 10^{-4}$
K^+	$(-0.6 \pm 1.8) \times 10^{-4}$
K^0	$< 10^{-18}$ (90% c.l.) *
p	$< 10^{-8}$ (90% c.l.) *
n	$(9 \pm 5) \times 10^{-5}$

TABLE I: Experimental constraints on the fractional mass difference between particle (a) and antiparticle (\bar{a}) for various particles: $R_{CPT}(a) \equiv 2(m_a - m_{\bar{a}})/(m_a + m_{\bar{a}})$. The * means that the constraint applies to the absolute value $|R_{CPT}|$ [1].

In this paper we will focus on the measurement of $R_{CPT}(t) \equiv 2(m_t - m_{\bar{t}})/(m_t + m_{\bar{t}})$ [10, 11]. In the following sections, we will describe various methods for measuring a difference between m_t and $m_{\bar{t}}$ in top anti-top events at colliders. We study the di-lepton channel, and also the semileptonic channels, which appear to be more promising. We find the first bound on $R_{CPT}(t)$ using Tevatron data, and discuss future prospects for improving these bounds at the LHC and ILC.

DI-LEPTON CHANNEL AT HADRONIC COLLIDERS

Di-lepton events occur through the decay $t\bar{t} \rightarrow W^+(\rightarrow l^+\nu) b W^-(\rightarrow l^-\bar{\nu}) \bar{b}$, with $l = e$ or μ . This decay mode has been used at the Tevatron to measure the top quark pole mass assuming an identical mass for the top and

anti-top quarks. If the masses are different, this can potentially be seen in the di-lepton channel.

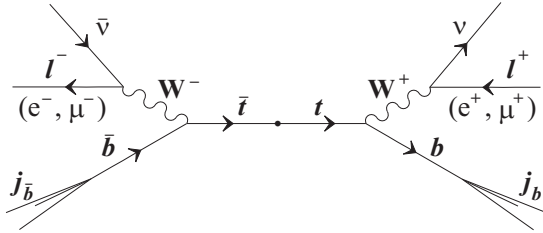


FIG. 1: Schematic example of the top and anti-top decays in the dilepton channel.

The signature of a di-lepton event consists of two isolated leptons with high transverse momentum (p_T), high missing transverse energy (E_T^{miss}) due to the undetected neutrinos and two jets coming from the b -quarks (j_b and $j_{\bar{b}}$). The background comes from $b\bar{b}$, W^+W^- +jets and $Z/\gamma(\rightarrow l^+l^-)$ +jets production, and can be reduced by appropriate cuts. For instance, CDF requires $m_{l^+l^-} \notin (75, 105)$ GeV in order to exclude $Z \rightarrow l^+l^- X$ events [12]. After these cuts are imposed, the remnant background is dominated by the Drell-Yan $Z/\gamma(\rightarrow l^+l^-)$ events.

Several indirect methods have been used to reconstruct the top mass using di-lepton events. For instance, one technique takes advantage of the correlation between the energy of the two leading jets (from the b and \bar{b} quarks) and the top mass (or anti-top) [12]. However in this analysis, it is implicitly assumed that the top and anti-top masses are the same, and hence one will measure the average value $\bar{m}_{t\bar{t}} = (m_t + m_{\bar{t}})/2$. It is difficult to obtain an estimate of a mass difference using this technique.

A better approach is to use the invariant mass of the lepton and b quark coming from the single decay of the top (or the CPT conjugate process for the anti-top). The value of m_t can then be estimated using the expression [12]:

$$m_t^2 = m_W^2 + 2\langle m_{\ell b}^2 \rangle / [1 - \langle \cos \theta_{\ell b} \rangle], \quad (1)$$

where terms involving lepton and b quark masses have been neglected. Here $\langle m_{\ell b}^2 \rangle$ is the squared mean invariant mass of the lepton and b -jet. The mean value of $\langle \cos \theta_{\ell b} \rangle$, the angle between the lepton and the b -jet in the W rest frame, can be evaluated from the SM tree-level calculation: $\langle \cos \theta_{\ell b} \rangle = m_W^2 / (m_t^2 + 2m_W^2)$.

In general, it is not possible to determine which lepton (l^+ or l^-) should be paired with each b -jet (j_b or $j_{\bar{b}}$). A simple criterion, which provides a correct pairing close to 75% of the time, consists of selecting the pairing with smaller value of $\langle m_{\ell b}^2 \rangle$ (the performance of this method is improved for the LHC with respect to the Tevatron [12, 13]). So this method could be sensitive to a difference between the top and anti-top mass. Indeed the reconstructed mass distribution should show two differ-

ent peaks, and can be observed in collider experiments if the mass difference is large enough.

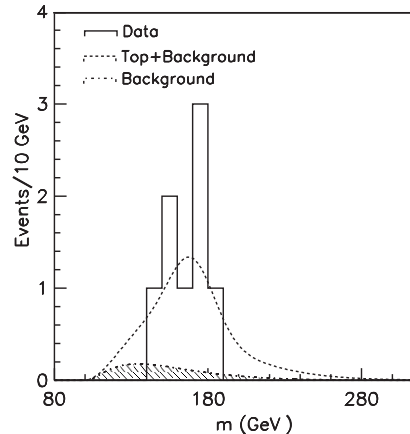


FIG. 2: Reconstruction of the top mass from the eight dilepton events collected by the CDF Experiment (solid) in relation with the 1.3 expected background events distribution (shaded) and the additional 6.7 top Monte Carlo events (dashed). See [14] for details.

We can find a constraint on the mass difference between the top and anti-top using the data accumulated at CDF [12] from 1992 through 1995. (While there appear to be two peaks, the uncertainties are large, and in any case, the analysis in the semileptonic jet channels rules out the possibility that this is due to a mass difference.) The analysis using the above technique is consistent with the same mass for top and anti-top, i.e. with only one distribution peaked at: $m_t = m_{\bar{t}} = 163 \pm 2(stat.) \pm 9(syst.)$ GeV.

We can estimate $R_{CPT}(t)$ adding directly the uncertainties in order to be conservative. At 95% confidence level, we find $|R_{CPT}(t)| < 0.13$. This bound is dominated by the systematic errors, which come mainly from the uncertainties in the jet energy scale and the shape of the background distributions [12].

We can also estimate the sensitivity of future experiments to $R_{CPT}(t)$. For the LHC, with an integrated luminosity of 10 fb^{-1} , the expected statistical uncertainty on m_t using this technique is estimated to be ± 0.9 GeV. Systematic errors from initial and final state radiation together are about 1 GeV. An uncertainty of the jet energy scale of 1% will produce a systematic error of about 0.6 GeV [13]. Therefore one can expect a sensitivity $|R_{CPT}(t)| \simeq 0.026$ at the 95% c.l. (supposing $\bar{m}_{t\bar{t}} \equiv (m_t + m_{\bar{t}})/2 = 174.3 \text{ GeV}$ [1]). Thus the LHC data could be sensitive to a difference of order 4.5 GeV between the top and anti-top masses.

Other techniques may also be used to measure the top mass. For example, one can use the invariant mass distribution of the two leptons ($m_{l^+l^-}$) in tri-lepton events [13] to measure the top mass. In fact, it is possible to

obtain a more precise measurement by using all available information in the event [14, 15] (See Figure 2).

The use of these techniques to measure the top mass could improve the bound on $R_{CPT}(t)$. However the current bounds cannot be translated to $R_{CPT}(t)$ in a straightforward way. The analysis should take into account from the beginning the possibility of a difference between the top and anti-top masses, eliminating the constraint $m(l^+\nu b) = m(l^-\bar{\nu}\bar{b})$, which is usually assumed in such reconstruction techniques [14, 15].

LEPTON PLUS JETS CHANNEL AT HADRONIC COLLIDERS

In any case, it is more promising to consider semileptonic decays, where one of the W decays into leptons and the other into hadrons: $t\bar{t} \rightarrow W^+(\rightarrow l^+\nu b)W^-(\rightarrow q\bar{q}')\bar{b}$. The invariant mass of the three jets coming from the top ($m_{jjb} \equiv m_{j_q j_{\bar{q}'} j_b}$) or anti-top ($m_{jj\bar{b}} \equiv m_{j_q j_{\bar{q}} j_{\bar{b}}}$) has a peak at the top (m_t) or anti-top ($m_{\bar{t}}$) mass respectively. The leptonic part of the decay can be used to tag the event, which is characterized by an isolated lepton with a high p_T and large E_T^{miss} coming from the undetected neutrino.

In addition proper cuts must be imposed to reduce the background, which is given by the following processes: $b\bar{b}$, $Z(\rightarrow l^+l^-)Z(\rightarrow q\bar{q})$, $W(\rightarrow l\nu)Z(\rightarrow q\bar{q})$, $W(\rightarrow l\nu)W(\rightarrow q\bar{q})$, $Z(\rightarrow l^+l^-) + jets$, $W(\rightarrow l\nu) + jets$ and $W(\rightarrow l\nu)q\bar{q}$ [16, 17]. At the Tevatron, the selection criteria require at least four jets in each event, which must satisfy $E_T > 15$ GeV and $|\eta| < 20$.

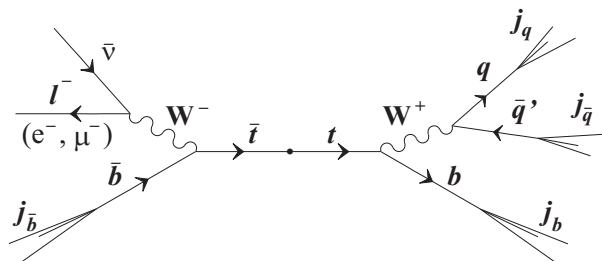


FIG. 3: Schematic example of the top and anti-top decays in the lepton plus jets channel.

There are twenty-four distinct ways to assign these four jets to the four partons q , \bar{q}' , b and \bar{b} . The CDF and D0 experiments select the combination with a minimum value for χ^2 in their statistical analysis of the process [18, 19]. Furthermore, the two jets with an invariant mass closest to m_W can be associated to the $W \rightarrow q\bar{q}$ decay, and the $j_q j_{\bar{q}'} j_b$ or $j_q j_{\bar{q}} j_{\bar{b}}$ combination having the highest p_T can be associated to the top or anti-top decay [20]. With sufficient resolution, therefore, we should find two peaks (if m_t and $m_{\bar{t}}$ are different) when we plot the

events as a function of the invariant mass m_{jjb} (See Figure 4).

The CDF and D0 experiments find consistent results with the assumption that $m_t = m_{\bar{t}}$. Their analysis uses the relations:

$$\begin{aligned} m(t \rightarrow l^+\nu b) &= m(\bar{t} \rightarrow q\bar{q}'\bar{b}) \\ m(l\nu) &= m_W \\ m(q\bar{q}) &= m_W. \end{aligned} \quad (2)$$

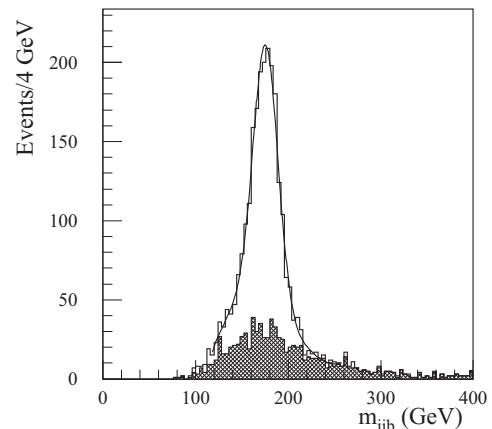


FIG. 4: Invariant mass m_{jjb} distributions from full simulation for the LHC for the lepton plus jets channel in top anti-top production [13].

(We know that the W^+ , W^- masses are very similar from other experiments (see Table I), but a more detailed analysis of $R_{CPT}(t)$ should eliminate the first of the above equalities.)

We can now find a bound on the absolute value of R_{CPT} in a manner similar to the previous section. In this case, we find a stronger constraint, as shown in Table II. The constraints are dominated by the systematic errors due to our conservative approach. The major contributions to these errors come from the uncertainties in the jet energy scale and in gluons with high transverse momentum [18, 19].

Experiment	$ R_{CPT}(t) $ (95% c.l.)
D0[18]	$< 10.9 \times 10^{-2}$
CDF[19]	$< 10.1 \times 10^{-2}$

TABLE II: Estimates of the present experimental constraints on the absolute value of the difference mass ratio between top (t) and anti-top (\bar{t}): $R_{CPT}(t) \equiv 2(m_t - m_{\bar{t}})/(m_t + m_{\bar{t}})$. The numbers listed above are upper bounds from the lepton plus jets channel on this ratio at 95% c.l.

The systematic errors on the top and anti-top mass measurement will be reduced at the LHC down to 1 GeV by using top and anti-top samples with high p_T [21, 22]. The special topology of such a sample reduces the combinatorial errors and backgrounds. ATLAS performed

a preliminary study of this possibility reconstructing m_t or $m_{\bar{t}}$ from the three jets in the one hemisphere ($m_t=m_{jjb}$ or $m_{\bar{t}}=m_{jjb}$) and by summing up the energies in the calorimeter towers in a large cone around the top direction. The analysis is similar to the inclusive case; a mass difference will show up as a double peak in the mass reconstruction.

A typical sample of 10^4 events for an integrated luminosity of 10 fb^{-1} could be collected leading to a statistical error of $\pm 0.25 \text{ GeV}$, which is well below the systematic uncertainty (see e.g. [13], where $m_t = m_{\bar{t}}$ is supposed). Repeating the analysis of the previous section, the expected sensitivity is found to be $|R_{CPT}(t)| \simeq 0.014$ at 95% c.l. or equivalently, $m_t - m_{\bar{t}} \simeq 2.4 \text{ GeV}$.

PROSPECTS FOR THE LINEAR COLLIDER

At the International Linear Collider, the top quark mass can be determined with a precision of the order of 100 MeV with only 11 fb^{-1} of data using threshold scan analyses [24]. This mass is determined directly by the accelerator energy at which one sees the onset of $t\bar{t}$ production. However, this study cannot be used to determine a mass difference between top and anti-top, since the threshold depends on the sum of both masses.

However, at the ILC, it is possible to study the same analyses that we have performed for hadronic colliders, i.e. the lepton plus jets and the di-lepton channel. There are fewer studies about the determination of the top mass in these channels since they have less precision than the threshold scan. However the collision energy is smaller, this collider has several advantages such as its cleaner experimental environment, the possibility of polarized beams and tunable collision energies [23]. For these reasons, we expect an increase in the statistical uncertainties but a decrease of the systematic ones [25]. The systematic errors are most important (at least in our conservative approach) and this leads to a small improvement of the sensitivity in relation to the LHC, but always at the order of 1 per cent for both channels.

CONCLUSIONS

We will learn a great deal about particle physics in the next few years. We can expect several surprises at the LHC and at the proposed International Linear Collider. Furthermore, precision measurements inside the top sector are just beginning with the second run at the Tevatron.

In this note, we have studied the possibility that these new experiments will observe CPT violation in the top sector. We have analyzed the viability of a measurement in the mass difference between top and anti-top, which we have parameterized through $R_{CPT}(t) \equiv$

$2(m_t - m_{\bar{t}})/(m_t + m_{\bar{t}})$. We have estimated the current constraints on this parameter from Tevatron Run I data. This analysis shows constraints around 10% coming mainly from the lepton plus jets channel, as shown in Table III.

Process	$ R_{CPT}(t) $ (95% c.l.)
$l + l$	$< 13 \times 10^{-2}$
$l + jets$	$< 10 \times 10^{-2}$

TABLE III: Estimates of the present experimental constraints on the absolute value of the difference mass ratio between top (t) and anti-top (\bar{t}): $R_{CPT}(t) \equiv 2(m_t - m_{\bar{t}})/(m_t + m_{\bar{t}})$. The numbers listed above are upper bounds on this ratio at 95% c.l. from the data collected at Tevatron in the top anti-top production.

We have also estimated the sensitivity of the LHC to $R_{CPT}(t)$, and have shown that the constraints can be improved by an order of magnitude over current values. The ILC would be able to improve the LHC precision but not as much as for the determination of the sum of top and anti-top masses.

A challenge for these future collider experiments is to check CPT invariance in the top sector with an accuracy of 2% or better. For R_{CPT} we have argued that this objective could be achievable if all sources of uncertainty are kept to the order of 1% level. A more detailed analysis and estimation of the systematic uncertainties is in progress.

Acknowledgments: We thank J. L. Feng, A. Juste, Y. Kiyo and F. Petriello for their comments and suggestions. The work of JARC is supported in part by NSF grant No. PHY-0239817, the Fulbright-MEC program, and the FPA 2005-02327 project (DGICYT, Spain). The work of AR is supported in part by NSF Grant No. PHY-0354993. The work of FT is supported by the NSF grant No. PHY-0355005.

-
- [1] S. Eidelman *et al.*, Phys. Lett. B **592**, 1 (2004)
 - [2] C.S. Wu *et al.*, Phys. Rev. **105** (1957) 1413; R.L. Garwin *et al.* Phys. Rev. **105** (1957) 1415
 - [3] J.H. Christenson *et al.*, Phys. Rev. Lett. **13** (1964) 138
 - [4] D. Colladay and V. A. Kostelecky, Phys. Rev. D **55** (1997) 6760; J. P. Hsu and M. Hongoh, Phys. Rev. D **6** (1972) 256; C. Ragiadakos and C. Zenses, Phys. Lett. B **76** (1978) 61; G. Barenboim and J. Lykken, Phys. Lett. B **554**, 73 (2003); Y. A. Sitenko and K. Y. Rulik, Eur. Phys. J. C **28** (2003) 405; R. S. Raghavan, JCAP **0308** (2003) 002; H. Belich *et al.*, Phys. Rev. D **68** (2003) 065030; C.Q. Geng and L. Geng, hep-ph/0504215.
 - [5] V.A. Kostelecký and R. Potting, Nucl. Phys. B **359** (1991) 545; Phys. Lett. B **381** (1996) 389; V.A. Kostelecký; R. Potting, Phys. Rev. D **51** (1995) 3923; V.A.

- Kostelecký and S. Samuel, Phys. Rev. Lett. **66** (1991) 1811.
- [6] N. Seiberg and E. Witten, JHEP **9909**, 032 (1999).
- [7] N. Arkani-Hamed *et al.*, JHEP **0405**, 074 (2004).
- [8] H. Murayama and T. Yanagida, Phys. Lett. B **520**, 263 (2001); G. Barenboim *et al.*, JHEP **0210**, 001 (2002).
- [9] R. Jost, Helv. Phys. Acta 30 (1951) 39; W.A. Benjamin, New York (1964); G.V. Efimov, Ann. Phys. 71 (1972), 466.
- [10] J. A. R. Cembranos, A. Rajaraman and F. Takayama, hep-ph/0512020.
- [11] A. Juste *et al.*, hep-ph/0601112.
- [12] F. Abe *et al.*, CDF Collaboration, Phys. Rev. Lett. **80**, 2779 (1998).
- [13] M. Beneke *et al.*, CERN-TH-2000-100, hep-ph/0003033.
- [14] F. Abe *et al.*, CDF Collaboration, Phys. Rev. Lett. **82**, 271 (1999).
- [15] B. Abbott *et al.*, DØ Collaboration, Phys. Rev. D **60**, 052001 (1999); Phys. Rev. Lett. **80** 2063 (1998).
- [16] G. Marchesini and B. R. Webber, Nucl. Phys. **B310**, 461 (1988); G. Marchesini *et al.*, HERWIG 5.1, Comput. Phys. Commun. **67**, 465 (1992); G. Corcella *et al.*, HERWIG 6.1, hep-ph/9912396.
- [17] M. L. Mangano, Nucl. Phys. **B405**, 536 (1993).
- [18] B. Abbott *et al.*, DØ Collaboration, Phys. Rev. D **58**, 052001 (1998); Phys. Rev. Lett. **79**, 1197 (1997).
- [19] F. Abe *et al.*, CDF Collaboration, Phys. Rev. Lett. **80**, 2767 (1998).
- [20] P. Grenier *et al.*, ATLAS Internal Note ATL-COM-PHYS-99-024 (1999).
- [21] ATLAS Collab., CERN LHCC 99-14/15 (1999).
- [22] I. Efthymiopoulos, ATLAS Internal Note ATL-COM-PHYS-99-050 (1999).
- [23] S. Heinemeyer *et al.*, hep-ph/0511332; P. Achard *et al.* [L3 Collaboration], Phys. Lett. B **597**, 145 (2004); J. A. R. Cembranos, A. Dobado and A. L. Maroto, Phys. Rev. D **70**, 096001 (2004); Phys. Rev. D **73**, 057303 (2006); Phys. Rev. D **73**, 035008 (2006); J. Alcaraz *et al.* Phys. Rev. D **67**, 075010 (2003).
- [24] Y. Sumino, Acta Phys. Polon. **B25**, 1837 (1994); J. Aguilar-Saavedra *et al.*, hep-ph/0106315; T. Abe *et al.* [American Linear Collider Working Group Collaboration], hep-ex/0106055; K. Abe *et al.* [ACFA Linear Collider Working Group Collaboration], hep-ph/0109166; A. Hoang *et al.*, Eur. Phys. Jour. **C 3** 1 (2000); M. Martinez and R. Miquel, Eur. Phys. Jour. **C 27** 49 (2003).
- [25] A. Biernacik *et al.*, Acta Phys. Polon. B **34** 5487 (2003).