

Higgs boson pair production process $e^+e^- \rightarrow ZHH$ in the littlest Higgs model at the ILC

Yao-Bei Liu^a, Lin-Lin Du^b, Xue-Lei Wang^b

^a: Henan Institute of Science and Technology, Xinxiang 453003, P.R.China

^b: College of Physics and Information Engineering,
Henan Normal University, Xinxiang 453007, P.R.China

February 8, 2020

Abstract

The physics prospect at future linear e^+e^- colliders for the study of the Higgs triple self-coupling via the process of $e^+e^- \rightarrow ZHH$ is investigated. In this paper, we calculate the contribution of the new particles predicted by the littlest Higgs model to the cross sections of this process in the future high energy e^+e^- collider (ILC). We find that the deviations of the cross sections for the process $e^+e^- \rightarrow ZHH$ from its SM value are significant large in all of the parameter space preferred by the electroweak precision data. Furthermore, with reasonable values of the free parameters, the absolute value of the relative correction parameter $\delta = \frac{\sigma - \sigma^{SM}}{\sigma^{SM}}$ can be over 20%, which might be observed in the future ILC experiment with the cm energy $\sqrt{s} = 500\text{ GeV}$.

PACS number(s): 12.60Cn, 14.80Mz, 12.15Lk, 14.80Cp

E-mail: hnxlyb2000@sina.com

I. Introduction

The standard model (SM) provides an excellent effective field theory description of almost all particle physics experiments. But in the SM the Higgs boson mass suffers from an instability under radiative corrections. The naturalness argument suggests that the cutoff scale of the SM is not much above the electroweak scale: New physics will appear around TeV energies. The possible new physics scenarios at the TeV scale might be supersymmetry [1], dynamical symmetry breaking [2], extra dimensions [3]. Among the extended models beyond the SM, the little Higgs model offers a very promising solution to the hierarchy problem in which the Higgs boson is naturally light as a result of nonlinearly realized symmetry [4, 5, 6, 7]. The key feature of this kind of models is that the Higgs boson is a pseudo-Goldstone boson of an approximate global symmetry which is spontaneously broken by a vev at a scale of a few TeV and thus is naturally light.

The most economical little Higgs model is the Littlest Higgs (LH) model, which is based on the $SU(5)=SO(5)$ nonlinear sigma model [7]. It consists of a $SU(5)$ global symmetry, which is spontaneously broken down to $SO(5)$ by a vacuum condensate f . In the LH model, a set of new heavy gauge bosons ($B_H; Z_H; W_H$) and a new heavy-vector-like quark (T) are introduced which just cancel the quadratic divergence induced by SM gauge boson loops and the top quark loop, respectively. The distinguishing features of this model are the existence of these new particles and their couplings to the light Higgs. Measurement of these couplings would verify the structure of the cancellation of the Higgs mass quadratic divergence and prove the existence of the little Higgs mechanism.

The hunt for the Higgs boson and investigate its properties is one of the most important goal of present and future high energy collider experiments. Studying the properties of the Higgs potential will reveal details of the mass-generation mechanism in spontaneously broken gauge theories, which can be obtained through measuring the Higgs boson self-interactions. Recently, the Higgs boson pair production processes have been widely considered, and the cross sections for these processes in the SM have been evaluated at linear colliders and hadron colliders. The phenomenology calculation show that it would be extremely difficult to measure the Higgs self-coupling κ_{HHH} at the LHC [8], and e^+e^- linear colliders, where the study of the $e^+e^- \rightarrow ZHH$ [9, 10] and $HH \rightarrow \gamma\gamma$ can be performed with good accuracy, represent a possibly unique

opportunity for performing the study of the trilinear Higgs self-coupling [11]. For the center of mass energy \sqrt{s} from 500 GeV up to 1 TeV, the ZHH production with intermediate Higgs boson mass is the most promising process among the various Higgs doublet-production processes. Since the cross section is relatively large and all the final states can be identified without large missing momentum, the process $e^+e^- \rightarrow ZHH$ is the best among the various Higgs doublet-production processes to look for the Higgs self-coupling during the first stage of the future linear collider.

The cross sections for $e^+e^- \rightarrow ZHH$ with intermediate Higgs boson mass is only about 0.1-0.2 fb at center of mass energies around 500 GeV and for Higgs masses in the interesting range 114.4 GeV – 208 GeV at 95% CL [12], the measurement of the Higgs self-coupling κ_{HHH} through the process at e^+e^- colliders can be significantly improved. C. Castanier et al. conclude that a precision of the 10% on the total cross section for $e^+e^- \rightarrow ZHH$ can be achieved leading to a relative error on κ_{HHH} of 18% with the help of high integrated luminosity $\mathcal{L} = 2 \text{ ab}^{-1}$ after performing the detailed simulations of signal and background processes at the TESLA [13]. Other simulations [14] have shown that by using some discriminating kinematics variables, namely the invariant mass of the HH system, one can further improve the extraction of the Higgs self-coupling κ_{HHH} . Therefore, the theoretical prediction of the cross sections for $e^+e^- \rightarrow ZHH$ at a LC within per-cent accuracy is necessary. The calculation of the complete electroweak corrections to the process is performed in detail in [15]. If the Higgs boson is light, a precision of around 10% can be reached at an ILC with the cm. energy $\sqrt{s} = 500 \text{ GeV}$ and the integrated luminosity 1000 fb^{-1} [16]. In this paper, we calculate the cross section of the process $e^+e^- \rightarrow ZHH$ in the LH model. Comparing the process $e^+e^- \rightarrow ZHH$ in the SM, this process in the LH model receives the additional contributions arising from the new gauge bosons. We find that, with reasonable values of the free parameters, the deviation of the total cross sections from its SM value can reach 20%, which may be detected at the future ILC experiments with $\sqrt{s} = 500 \text{ GeV}$.

This paper is organized as follows. In section two, we first briefly introduce the Littlest Model, and then give the production amplitude of the process. The numerical results and discussions are presented in section three. Our conclusions are given in section four.

II. The process $e^+e^- \rightarrow ZHH$ in the LH model

The LH model is based on the $SU(5)=SO(5)$ nonlinear sigma model. At the scale Λ_s $4f$, the global $SU(5)$ symmetry is broken into its subgroup $SO(5)$ via a vacuum condensate f , resulting in 14 Goldstone bosons. The effective field theory of these Goldstone boson is parameterized by a non-linear model with gauged symmetry $[SU(2) \times U(1)]^2$, spontaneously broken down to its diagonal subgroup $SU(2) \times U(1)$, identified as the SM electroweak gauge group. Four of these Goldstone boson are eaten by the broken gauge generators, leaving 10 states that transform under the SM gauge group as a doublet H and a triplet Δ . This breaking scenario also gives rise to four massive gauge boson B_H, Z_H and W_H , which might produce characteristic signatures in the present and future high energy collider experiments [17, 18, 19].

After EW SB, the mass eigenstates are obtained via mixing between the heavy and light gauge boson. They include the light (SM-like) bosons Z_L, A_L and W_L observed in experiments, and new heavy bosons Z_H, B_H and W_H that could be observed in future experiments. The neutral gauge boson masses are given to leading order by [17]

$$M_{A_L}^2 = 0 \quad (1)$$

$$M_{Z_L}^2 = (M_Z^{SM})^2 f^2 \left[\frac{v^2}{f^2} \left(\frac{1}{6} + \frac{1}{4} (c^2 - s^2)^2 + \frac{5}{4} (c^2 - s^2)^2 + \frac{1}{2} \right) \lg; \right] \quad (2)$$

$$M_{Z_H}^2 = (M_Z^{SM})^2 C_W^2 \left(\frac{f^2}{s^2 c^2 v^2} - 1 - \frac{x S_W^2}{s^2 c^2 C_W^2} \right); \quad (3)$$

$$M_{B_H}^2 = (M_Z^{SM})^2 S_W^2 \left(\frac{f^2}{5 s^2 c^2 v^2} - 1 + \frac{x C_W^2}{4 s^2 c^2 S_W^2} \right); \quad (4)$$

with $x = \frac{4fv^0}{v^2}$; $x_H = \frac{5}{2} g g' \frac{0 s c s^0 c^0 (c^2 s^2 + s^2 c^2)}{5 g^2 s^2 c^2 - g^0 s^2 c^2}$ where $v = 246 \text{ GeV}$ is the electroweak scale, v^0 is the vacuum expectation value of the scalar $SU(2)_L$ triplet and S_W (C_W) represents the sine (cosine) of the weak mixing angle. We define $x = 4fv^0/v^2$ to parameterize this vacuum expectation value of the scalar triplet field. The mass of neutral scalar boson M_0 can be given as [17]

$$M_0^2 = \frac{2m_{H_0}^2 f^2}{v^2 [1 - (4v^0 f/v^2)^2]} = \frac{2m_{H_0}^2 f^2}{v^2 (1 - x^2)} \quad (5)$$

The above equation about the mass of M_0 requires a constraint of $0 < x < 1$ (i.e., $4v^0 f/v^2 < 1$), which shows the relation between the scale f and the vacuum expectation values of the Higgs field doublet and the triplet (v, v^0).

Taking account of the gauge invariance of the Yukawa coupling and the $U(1)$ anomaly cancellation, the couplings of the neutral gauge bosons V_i ($V_i = Z_L, B_H, Z_H$) to a pair of electrons

or positrons can be written in the form $\hat{V}_{i\bar{e}e} = i(g_V^{V_{i\bar{e}e}} + g_A^{V_{i\bar{e}e}} \gamma^5)$ and the couplings of two gauge bosons to Higgs boson are denoted as $\hat{H} V_i V_j \cdot g_V^{V_i V_j}; g_A^{V_i V_j}$ and $\hat{H} V_i V_j$, which can be written as follows in the LH model [17]

$$g_V^{Z_L \bar{e}e} = \frac{e}{4S_W C_W} f(1 + 4S_W^2) - \frac{v^2}{f^2} \left[\frac{1}{2} c^2 (c^2 - s^2) - \frac{15}{2} (c^2 - s^2) (c^2 - \frac{2}{5}) \right] g; \quad (6)$$

$$g_A^{Z_L \bar{e}e} = \frac{e}{4S_W C_W} f(1 + \frac{v^2}{f^2} \left[\frac{1}{2} c^2 (c^2 - s^2) + \frac{5}{2} (c^2 - s^2) (c^2 - \frac{2}{5}) \right] g; \quad (7)$$

$$g_V^{Z_H \bar{e}e} = \frac{ec}{4S_W s}; \quad g_A^{Z_H \bar{e}e} = \frac{ec}{4S_W s}; \quad (8)$$

$$g_V^{B_H \bar{e}e} = \frac{e}{2C_W s^0 c^0} (\frac{3}{2} c^2 - \frac{3}{5}); \quad g_A^{B_H \bar{e}e} = \frac{e}{2C_W s^0 c^0} (\frac{1}{2} c^2 - \frac{1}{5}); \quad (9)$$

$$g^{Z_L Z_L H} = \frac{ie^2 vg}{2S_W^2 C_W^2} f(1 - \frac{v^2}{f^2} \left[\frac{1}{3} - \frac{3}{4} x^2 + \frac{1}{2} (c^2 - s^2)^2 + \frac{5}{2} (c^2 - s^2)^2 \right] g; \quad (10)$$

$$g^{Z_H Z_H H} = \frac{ie^2}{2S_W^2} vg; \quad g^{B_H B_H H} = \frac{ie^2}{2C_W^2} vg; \quad (11)$$

$$g^{Z_L Z_H H} = \frac{ie^2 (c^2 - s^2) vg}{4S_W^2 C_W sc}; \quad g^{Z_L B_H H} = \frac{ie^2 (c^2 - s^2) vg}{4S_W C_W^2 s^0 c^0}; \quad (12)$$

$$g^{Z_H B_H H} = \frac{ie^2 vg}{4S_W C_W} \frac{(c^2 s^2 + s^2 c^2)}{scs^0 c^0}; \quad g^{Z_L Z_L H H} = \frac{ie^2 vg}{2S_W^2 C_W^2}; \quad (13)$$

$$g^{Z_L Z_H H H} = \frac{ie^2 (c^2 - s^2) g}{4S_W^2 C_W sc}; \quad g^{Z_L B_H H H} = \frac{ie^2 (c^2 - s^2) g}{4S_W C_W^2 s^0 c^0}; \quad (14)$$

$$g^{H H H} = \frac{i3m_H^2}{v} (1 - \frac{11v^2 x^2}{4f^2 (1 - x^2)}); \quad (15)$$

we write the gauge boson-fermion couplings in the form of $i(g_V + g_A \gamma^5)$.

The relevant Feynman diagrams for the contributions to the production amplitude of the process $e^+ e^- \rightarrow Z H H$ in the LH model are shown in Fig1.

The invariant production amplitudes of the process can be written as:

$$M = \sum_{V_i=Z_L, Z_H, B_H} M_a^{V_i} + \sum_{V_{ij}=Z_L, Z_H, B_H} M_b^{V_i V_j} + \sum_{V_{ij}=Z_L, Z_H, B_H} M_c^{V_i V_j} + \sum_{V_i=Z_L, Z_H, B_H} M_d^{V_i}; \quad (16)$$

with

$$M_a^{V_i} = \bar{v}_e(p_1) \hat{V}_{i\bar{e}e} u_e(p_2) G(p_1 + p_2; M_{V_i}) \hat{H} H Z V_i(p_3);$$

$$M_b^{V_i V_j} = \bar{v}_e(p_1) \hat{V}_{i\bar{e}e} u_e(p_2) G(p_1 + p_2; M_{V_i}) \hat{H} V_i V_j G(p_3 + p_4; M_{V_j}) \hat{H} V_i V_j(p_3);$$

$$M_c^{V_i V_j} = \bar{v}_e(p_1) \hat{V}_{i\bar{e}e} u_e(p_2) G(p_1 + p_2; M_{V_i}) \hat{H} V_i V_j G(p_3 + p_5; M_{V_j}) \hat{H} V_i V_j(p_3);$$

$$M_d^{V_i} = \bar{v}_e(p_1) \hat{V}_{i\bar{e}e} u_e(p_2) G(p_1 + p_2; M_{V_i}) \hat{H} Z V_i G(p_4 + p_5; M_H) g^{H H H}(p_3);$$

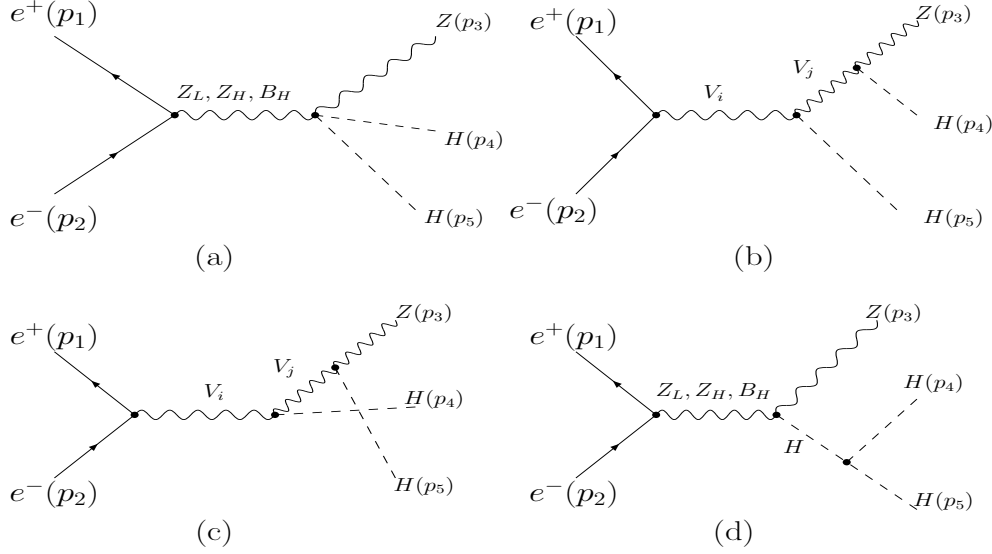


Figure 1: Feynman diagrams of the process $e^+e^- \rightarrow ZHH$ in the LH model.

Here, $G(p; M) = \frac{ig}{p^2 - M^2}$ is the propagator of the particle. We can see that the one source of the correction of littlest Higgs model to the process arises from the new heavy gauge bosons Z_H, B_H . On the other hand, the littlest Higgs model can generate the correction to the mass of Z boson in the SM and to the tree-level coupling vertices, which can also produce the correction to the process. In our numerical calculation, we will also take into account such correction effect. It should be noted that the masses of gauge bosons vary with the parameters c and c^0 , and V_i^2 can equal to e^+e^- c.m. energy square $(p_1 + p_2)^2$ for the certain values of parameters which will cause the s-channel resonance effect in Fig.1. For the gauge boson propagators of Fig.1 connecting outgoing e^+e^- , the time-like momentum can also hit the light gauge boson pole which can also cause some resonance effect. In this case, we should take account of the effects of the widths of gauge bosons in the calculation. i.e., we should take the complex mass term $M_{V_i}^2 - iM_{V_i}\Gamma_{V_i}$ instead of the simple gauge boson mass term $M_{V_i}^2$ in the gauge boson propagators. The term of $iM_{V_i}\Gamma_{V_i}$ is important in the vicinity of the resonance. We can take $\Gamma_{Z_L} = 2.4952 \text{ GeV}$ (the total experimental width of observed Z boson). The main decay modes of B_H and Z_H are $V_i \rightarrow ff$ (f represents any quarks and leptons in the SM) and $V_i \rightarrow ZH$. The decay widths of

these modes have been explicitly given in references [17, 20].

With above production amplitudes, we can obtain the production cross section directly. In the calculation of the cross section, instead of calculating the square of the amplitudes analytically, we calculate the amplitudes numerically by using the method of the references [21] which can greatly simplify our calculation.

1 The numerical results and discussions

The process $e^+e^- \rightarrow ZHH$ has been studied in the SM and the one-loop electroweak correction has been considered [9, 10, 15]. For the c.m. energy $\sqrt{s} = 500 \text{ GeV}$, the electroweak correction is negative and is of order 8% for $M_H = 120 \text{ GeV}$. In this paper, we calculate the correction of the littlest Higgs model to this process in the tree level.

In the numerical calculation, we take the input parameters as $M_Z^{\text{SM}} = 91.187 \text{ GeV}$, $s_W^2 = 0.2315$ [22]. For the light Higgs boson H , in this paper, we will take the illustrative value $M_H = 120; 150; 180 \text{ GeV}$, respectively. The c.m. energy of the ILC is assumed as $\sqrt{s} = 500 \text{ GeV}$. In the littlest Higgs model, there are four free parameters, $f; c; c^0; x$, involved in the production amplitude. The custodial $SU(2)$ global symmetry is explicitly broken, which can generate large contributions to the electroweak observables. However, if we carefully adjust the $U(1)$ section of the theory the contributions to the electroweak observables can be reduced and the constraints become relaxed. The scale parameter $f = 1 \sim 2 \text{ TeV}$ is allowed for the mixing parameters c and c^0 in the ranges of $0.5; 0.62 \sim 0.73$ [23]. The parameter $x < 1$ parametrizes the ratio of the triplet and doublet VEV's. Taking into account the constraints on $f; c; c^0; x$, we take them as the free parameters in our numerical calculation. The numerical results are summarized in Figs.(2-4).

The relative correction $\sigma/\sigma^{\text{SM}}$ is plotted in Fig.2 as a function of the mixing parameter c for $f=1 \text{ TeV}$, $x = 0.5$ and $M_H = 120 \text{ GeV}$, we have taken the mixing parameter $c^0 = 0.63; 0.67; 0.71$, respectively. In Fig.2, $\sigma^{\text{tot}} = \sigma^{\text{SM}}$ and σ^{SM} is the tree-level cross section of ZHH production predicted by the SM. From Fig.2, we can see that the absolute value of the relative correction $\sigma/\sigma^{\text{SM}}$ decreases with the mixing parameter c increasing and insensitive to the mixing parameter c^0 . For $x = 0.5$, the value of $\sigma/\sigma^{\text{SM}}$ is in the range of 8% ~ 14% in the

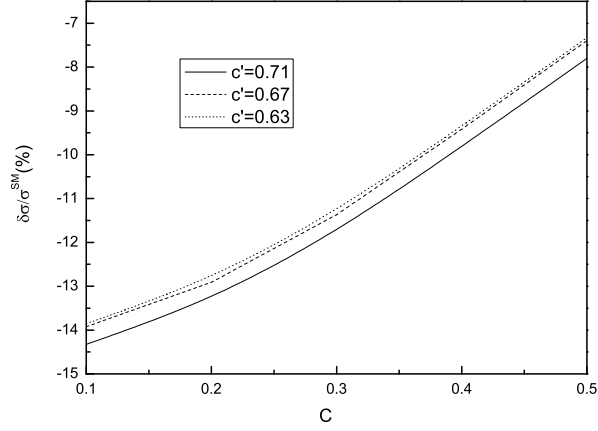


Figure 2: The relative correction $\delta\sigma/\sigma^{\text{SM}}$ as a function of the mixing parameter c for $f = 1 \text{ TeV}$, $x = 0.5$, $M_H = 120 \text{ GeV}$ and different values of the mixing parameter c^0 .

most parameter space limited by electroweak precision data, The curves also show that with an increase of the value of c^0 , the effect of the LH model is getting stronger.

To see the dependence of relative correction on the parameter x , in Fig.3, we plot $\delta\sigma/\sigma^{\text{SM}}$ as a function of the mixing parameter x for $f = 1 \text{ TeV}$, $c = 0.3$, $c^0 = 0.67$ and three values of

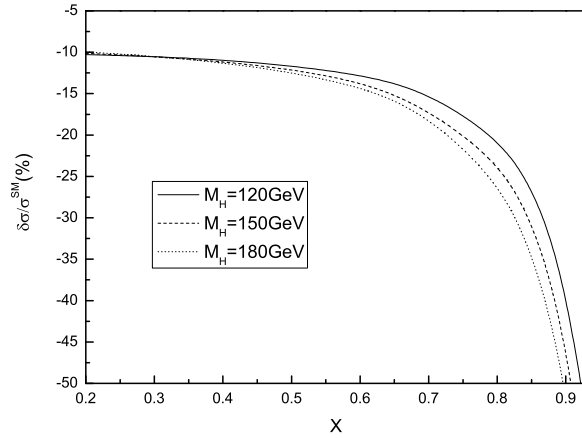


Figure 3: The relative correction $\delta\sigma/\sigma^{\text{SM}}$ as a function of the mixing parameter x for $c = 0.3$, $c^0 = 0.67$, $f = 1 \text{ TeV}$ and $M_H = 120; 150; 180 \text{ GeV}$, respectively.

the Higgs boson mass. From Fig.3 we can see that, in most of the parameter space of the LH model, the value of the relative correction $\delta\sigma/\sigma^{SM}$ is in the range of 10%–15% for $x < 0.7$. For $x \geq 0.8$, the absolute value of the relative correction $\delta\sigma/\sigma^{SM}$ quickly increases as x increasing. This is because, for the fixed parameters c , c^0 and f , the correction cross section $\delta\sigma$ is proportional to the factor $x^2/(1-x^2)$ at the order of $v^2=f^2$. Therefore, we can conclude that the quick enhancement behavior of the total cross section in the vicinity where $x \rightarrow 1$ arises mainly from contribution of the g^{HHH} vertex in the Fig.1 (d). On the other hand, we can see from this figure that the correction effect of the LH model is obviously related to the Higgs boson mass. When the Higgs boson mass varies in the range of 120–180 GeV, the curves show that the heavier the Higgs boson mass is, the stronger the correction effect becomes. Since we started with a relatively well behaved Higgs potential, it is clear that $x \rightarrow 1$ cannot be a very defined limit and should not be considered as a physical limit. But in a portion of the parameter space, the absolute value of the relative correction $\delta\sigma/\sigma^{SM}$ can reach above of 20%, which is very easy to be detected in the future ILC experiments.

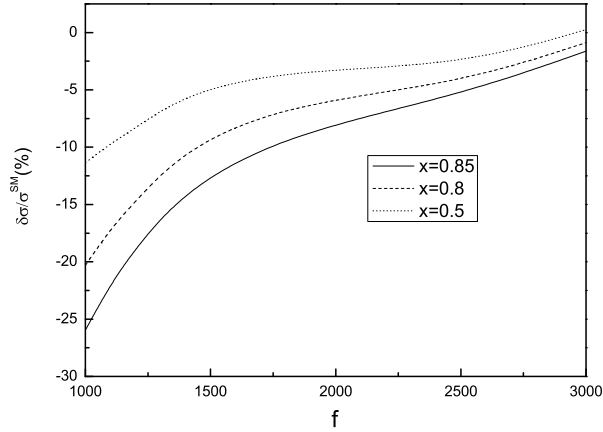


Figure 4: The relative correction $\delta\sigma/\sigma^{SM}$ as a function of the scale parameter f for $c=0.3$, $c^0=0.68$, $M_H=120\text{ GeV}$, and three values of the mixing parameter x .

In general, the contributions of the littlest Higgs model to the observables are dependent on the factor $1/f^2$. To see the effects of varying of the scale parameter f on the cross section, we plot $\delta\sigma/\sigma^{SM}$ as a function of f for three values of the parameter x and take $c=0.3$, $c^0=0.68$ in Fig.4. One can see that the absolute relative correction drops sharply with f increasing. On

the other hand, we can see that the absolute relative correction increase as the parameter x increasing. For example, the relative correction drops to about 27% when $x=0.85$ and $\sqrt{s}=1$ TeV. This case is similar to the contributions of the littlest Higgs model to other observables.

In contrast to the electroweak correction, the correction of the littlest Higgs model is also negative. As has been mentioned above, the total cross section of $e^+e^- \rightarrow ZHH$ can reach the order of 10^{-1} fb at the ILC. This cross section amounts to about 100 events with the integrated luminosity of 1000 fb^{-1} . The 1% statistical error corresponds to about 1% precision. Even we consider the systematic error of the ILC, the ILC can measure the cross section with a few percent precision [16] and the relative correction of the littlest Higgs model to the cross section is comparable to the ILC measurement precision. So, such correction might be detected at the ILC.

2 Conclusion

The little Higgs model, which can solve the hierarchy problem, is a promising alternative model of new physics beyond the standard model. Among various little Higgs models, the littlest Higgs model is one of the simplest and phenomenologically viable models. The distinguishing feature of this model is the existence of the new scalars, the new gauge bosons, and the vector-like top quark. These new particles contribute to the experimental observables which could provide some clues of the existence of the littlest Higgs model. In this paper, we study the potential to detect the contribution of the littlest Higgs model via the process $e^+e^- \rightarrow ZHH$ at the future ILC experiments.

In the parameter spaces ($\sqrt{s}=1 \text{ TeV}$, $c=0-0.5$, $c^0=0.62-0.73$) limited by the electroweak precision data, we calculate the cross section correction of the littlest Higgs model to the process $e^+e^- \rightarrow ZHH$. We find that the correction is significant even when we consider the constraint of electroweak precision data on the parameters. In the favorable parameter space, the absolute relative correction to the SM prediction can be over 20%. The littlest Higgs model is a weak interaction theory and it is hard to detect its contributions and measure its couplings at the LHC. With the high center energy and luminosity, the future ILC will open an ideal window to probe the littlest Higgs model and study its properties. We conclude that if

the parameter κ has a value above 0.8, the absolute relative correction contributed by the LH model can be over 20%. With the high measurement precision of the ILC, we believe that the process $e^+e^- \rightarrow ZHH$ can provide us significant signal of the littlest Higgs model at the ILC.

R e f e r e n c e s

- [1] S.D imopoulos and H .G eorgi, Nucl. Phys. B 193, 150 (1981); H .P .N illes, Phys. Rep. 110, 1 (1984); H .E .H aber and G .L .K ane, *ibid.* 117, 75 (1985); S.P .M artin, hep-ph/9709356; P .Fayet, Nucl. Phys. B 101, 81 (2001).
- [2] For a recent review, see C .T .H ill and E .H .S immons, Phys. Rep. 381, 235 (2003).
- [3] I.Antoniadis, C .M unoz, and M .Q uiros, Nucl. Phys. B 397, 515 (1999); N .A rkaniH am ed, S.D imopoulos, and G .R .D vali, Phys. Rev. D 59, 086004 (1999); 83, 4690 (1999).
- [4] N .A rkaniH am ed, A .G .C ohen, and H .G eorgi, Phys. Lett. B 513, 232 (2001).
- [5] N .A rkaniH am ed, A .G .C ohen, T .G regoire, and J.G .W acker, JHEP 0208 020 (2002); N .A rkaniH am ed, A .G .C ohen, E .K atz, A .E .N elson, T .G regoire, and J.G .W acker, JHEP 0208 021 (2002).
- [6] I.Low, W .Skiba, and D .Sm ith, Phys. Rev. D 66, 072001 (2002); M .Schm altz, Nucl. Phys. Proc. Suppl. 117, 40 (2003); W .Skiba and J.Terning, Phys. Rev. D 68, 075001 (2003).
- [7] N .A rkaniH am ed, A .G .C ohen, E .K atz, A .E .N elson, JHEP 0207 034 (2002).
- [8] U .Baur, T .P lehn, D .R ainwater, Phys. Rev. Lett. 89, 151801 (2002).
- [9] G .Gounaris, F .M .Renard and D .Schildknecht, Phys. Lett. B 83, 191 (1979), and (E) B 89, 437 (1980); V .Barger and T .H an M od, Phys. Lett. A 5, 667 (1999); Ilyin et al., Phys. Rev. D 54, 6717 (1996); A .D joudi, H .H aber and P .M .Zerwas, Phys. Lett. B 375, 203 (1996); A .D joudi, W .K illian, M .M uhlleitner and P .M .Zerwas, Eur. Phys. J. C 10, 27 (1999); R .Casalbuon and L .M arconi, J. Phys. G 29, 1053 (2003).
- [10] F .Boudjem a and E .C hopin, hep-ph/9507396.
- [11] M .Battaglia, E .Boss, W .M .Yao, hep-ph/0111276; A .D joudi, W .K illian, M .M uhlleitner and P .M .Zerwas, hep-ph/0001169.
- [12] M .W .G runewald, in the Proceedings of the W orkingshop on E lectroweak P recision D ata and the Higgs M ass, hep-ex/0304023; The LEP collaborations, the LEP E lectroweak W orking G roup and the SLD H eavy F lavour G roup, hep-ex/0412015.

- [13] C. Castanier, P. Gay, P. Lutz, J. Orloff, hep-ex/0101028.
- [14] M. Battaglia, E. Boos, W. Yao, hep-ph/0111276; Y. Yashui, et al, hep-ph/0211047.
- [15] G. Belanger, F. Boudjem a, J. Fujimoto, et al, hep-ph/0309010; Zhang Ren-You, Ma Wen-Gan, Chen Hui, Sun Yan-Bin, Hou Honh-Sheng, Phys. Lett. B 578, 349 (2004).
- [16] T. Abe et al. [American Linear Collider Group], hep-ex/0106057; J. A. Aguilar-Saavedra et al. [ECFA/DESY LC Physics Working Group], hep-ph/0106315; K. Abe et al. [ACFA Linear Collider Working Group], hep-ph/0109166; G. Laow et al., ILC Technical Review Committee, second report, 2003, SLAC-R-606.
- [17] T. Han, H. E. Logan, B. McElrath, and L. T. Wang, Phys. Rev. D 67, 095004 (2003).
- [18] G. Burdman, M. Perelstein, and A. Pierce, Phys. Rev. Lett. 90, 241802 (2003); T. Han, H. E. Logan, B. McElrath, and L. T. Wang, Phys. Lett. B 563, 191 (2003); G. Azebs et al, hep-ph/0402037; H. E. Logan, Phys. Rev. D 70, 115003 (2004); G. Cho and A. Omote, Phys. Rev. D 70, 057701 (2004).
- [19] S. C. Park and J. Song, Phys. Rev. D 69, 115010 (2004).
- [20] C. X. Yue, W. Wei, F. Zhang, Nucl. Phys. B 716, 199 (2005).
- [21] K. Hagiwara and D. Zeppenfeld, Nucl. Phys. B 313, 560 (1989); V. Barger, T. Han, and D. Zeppenfeld, Phys. Rev. D 41, 2782 (1990).
- [22] Particle Data Group, D. E. Groom et al, Eur. Phys. J. C 15, 1 (2000); Particle Data Group, K. Hagiwara et al, Phys. Rev. D 66, 010001 (2002).
- [23] C. Csaki et al. Phys. Rev. D 68, 035009 (2003); T. Gregoire, D. R. Smith, and J. G. Wacker, Phys. Rev. D 69, 115008 (2004); M. Chen and S. Dawson, Phys. Rev. D 70, 015003 (2004).