

CAN THE $X(3872)$ BE A 1^{++} FOUR-QUARK STATE? *

R.D. Matheus,^{1,†} S. Narison,^{2,‡} M. Nielsen,^{1,§} and J.-M. Richard^{3,¶}

¹*Instituto de Física, Universidade de São Paulo,
C.P. 66318, 05389-970 São Paulo, SP, Brazil*

²*Laboratoire de Physique Théorique et Astrophysiques, CNRS-IN2P3-UM2,
Place Eugène Bataillon, 34095 - Montpellier Cedex 05, France*

³*Laboratoire de Physique Subatomique et Cosmologie,
Université Joseph Fourier-IN2P3-CNRS, 53,
avenue des Martyrs, 38026 Grenoble cedex, France*

We use QCD spectral sum rules to test the nature of the meson $X(3872)$, assumed to be an exotic four-quark ($c\bar{c}q\bar{q}$) state with $J^{PC} = 1^{++}$. For definiteness, we work with the current proposed recently by Maiani et al [1], at leading order in α_s , consider the contributions of higher dimension condensates and keep terms which are linear in the light quark mass m_q . We find $M_X = (3925 \pm 127)$ MeV which is compatible, within the errors, with the experimental candidate $X(3872)$, while the SU(3) breaking-terms lead to an unusual mass-splitting $M_{X^s} - M_X = -(61 \pm 30)$ MeV. The mass-difference between the neutral states due to isospin violation of about 2 MeV is much smaller than the value 8 MeV proposed in [1]. For the b -quark, we predict $M_{X_b} = (10144 \pm 106)$ MeV for the $X_b(b\bar{b}q\bar{q})$, which is much below the $\bar{B}B^*$ threshold in contrast to the $\bar{B}B^*$ molecule prediction [2], and for the $X_b^s(b\bar{b}s\bar{s})$, a mass-splitting $M_{X_b^s} - M_{X_b} = -(121 \pm 182)$ MeV. Our analysis also indicates that the mass-splitting between the ground state and the radial excitation of about $(225 \sim 250)$ MeV is much smaller than in the case of ordinary mesons and is (within the errors) flavour-independent. We also extract the decay constants, analogous to f_π , of such mesons, which are useful for further studies of their leptonic and hadronic decay widths. The uncertainties of our estimates are mainly due to the ones from the c and b quark masses.

PACS numbers: 11.55.Hx, 12.38.Lg, 12.39.-x

I. INTRODUCTION

In August 2003, Belle reported evidence for a new narrow state in the decay $B^+ \rightarrow X(3872)K^+ \rightarrow J/\psi\pi^+\pi^-K^+$ [3], which has been confirmed by three other experiments [4]. The $X(3872)$ is the best studied of the new $c\bar{c}$ -associated states, $X(3872)$, $X(3940)$, $Y(4260)$, etc. [2]. It has a mass of 3872 MeV and a very narrow width $\Gamma < 2.3$ MeV at 95%. Upon discovery, $X(3872)$ seemed a likely candidate for $\psi_2(3D_2)$ or $\psi_3(3D_3)$ [5], but the expected radiative transitions to χ_c states have never been seen. The $\pi\pi$ mass spectrum favors high dipion masses, suggesting a $J/\psi\rho$ decay that is incompatible with the identification of $X(3872) \rightarrow \pi^+\pi^-J/\psi$ as the strong decay of a pure isoscalar state. Belle's observation of the decay $X(3872) \rightarrow J/\psi\gamma$ [6] determines $C = +$, opposite to the charge-conjugation of the leading charmonium candidates. The same paper [6] also reports the observation of the X decaying to $J/\psi\pi^+\pi^-\pi^0$, with a rate which is comparable to that of the $J/\psi\pi^+\pi^-$ mode. This decay suggests an appreciable transition rate to $J/\psi\omega$ and establishes sizeable isospin violating effects. Finally, an analysis of angular distributions supports the assignment $J^{PC} = 1^{++}$, but the mass of $X(3872)$ is too low to be gracefully identified with the 2^3P_1 charmonium state. More recently, the Belle collaboration reported a peak in $D^0\bar{D}^0\pi^0$ which can be interpreted as the dominant decay mode of the X [7].

The anomalous nature of the X has led to many speculations: tetraquark [1, 8], cusp [9], hybrid [10], or glueball [11]. Another explanation is that the $X(3872)$ is a $D\bar{D}^*$ bound state [12, 13, 14, 15, 16], as predicted before its discovery.

In this work we use QCD spectral sum rules (the Borel/Laplace Sum Rules (SR) [17, 18, 19] and Finite

* This work has been partly supported by the CNRS-IN2P3 within the (Non) Exotic Hadrons Working Group Program, and by FAPESP and CNPq-Brazil.

[†]Electronic address: matheus@if.usp.br

[‡]Electronic address: snarison@yahoo.fr

[§]Electronic address: mnielsen@if.usp.br

[¶]Electronic address: jean-marc.richard@lpsc.in2p3.fr

Energy Sum Rules (FESR) [19, 20, 21]), to study the two-point functions of the axial vector meson, $X(3872)$, assumed to be a four-quark state. In previous calculations, the Sum Rule (SR) approach was used to study the light scalar mesons [22, 23, 24, 25] and the $D_{sJ}^+(2317)$ meson [26, 27], considered as four-quark states and a good agreement with the experimental masses was obtained. However, the tests were not decisive as the usual quark–antiquark assignments also provide predictions consistent with data and more importantly with chiral symmetry expectations [19, 23, 28, 29]. In the four-quark scenario, scalar mesons can be considered as S-wave bound states of diquark-antidiquark pairs, where the diquark was taken to be a spin zero color anti-triplet. Here we follow ref. [1], and consider the $X(3872)$ as the $J^{PC} = 1^{++}$ state with the symmetric spin distribution: $[cq]_{S=1}[\bar{c}\bar{q}]_{S=0} + [cq]_{S=0}[\bar{c}\bar{q}]_{S=1}$. Therefore, the corresponding lowest-dimension interpolating operator for describing X_q is given by:

$$j_\mu = \frac{i\epsilon_{abc}\epsilon_{dec}}{\sqrt{2}} [(q_a^T C \gamma_5 c_b)(\bar{q}_d \gamma_\mu C \bar{c}_e^T) + (q_a^T C \gamma_\mu c_b)(\bar{q}_d \gamma_5 C \bar{c}_e^T)], \quad (1)$$

where a, b, c, \dots are color indices, C is the charge conjugation matrix and q denotes a u or d quark.

In general, one should consider all possible combinations of different 1^{++} four-quark operators, similar to e.g. done in [31] for the 0^{++} light mesons and consider their mixing under renormalizations [32] from which one can form renormalization group invariant (RGI) physical currents. However, we might expect that, working with a particular choice of current given above will provide a general feature of the four-quark model predictions for the $X(3872)$, provided that we can work with quantities less affected by radiative corrections and where the OPE converges quite well.¹ As pointed out in [1], isospin forbidden decays are possible if X is not a pure isospin state. Pure isospin states are:

$$X(I=0) = \frac{X_u + X_d}{\sqrt{2}}, \quad \text{and} \quad X(I=1) = \frac{X_u - X_d}{\sqrt{2}}. \quad (2)$$

If the physical states are just the mass eigenstates X_u or X_d , maximal isospin violations are possible. Deviations from these two ideal situations are described by a mixing angle between X_u and X_d [1]:

$$\begin{aligned} X_l &= X_u \cos \theta + X_d \sin \theta, \\ X_h &= -X_u \sin \theta + X_d \cos \theta. \end{aligned} \quad (3)$$

In ref. [1], by considering the X decays into two and three pions, a mixing angle $\theta \sim 20^\circ$ is deduced and a mass difference

$$m(X_h) - m(X_l) = (8 \pm 3) \text{ MeV}. \quad (4)$$

In this work, we want to test in which conditions the results of the sum rules are compatible with the above predictions.

II. THE QCD EXPRESSION OF THE TWO-POINT CORRELATOR

The SR are constructed from the two-point correlation function

$$\Pi_{\mu\nu}(q) = i \int d^4x e^{iq \cdot x} \langle 0 | T[j_\mu(x) j_\nu^\dagger(0)] | 0 \rangle = -\Pi_1(q^2)(g_{\mu\nu} - \frac{q_\mu q_\nu}{q^2}) + \Pi_0(q^2) \frac{q_\mu q_\nu}{q^2}. \quad (5)$$

Since the axial vector current is not conserved, the two functions, Π_1 and Π_0 , appearing in Eq. (5) are independent and have respectively the quantum numbers of the spin 1 and 0 mesons.

The fundamental assumption of the sum rules approach is the principle of duality. Specifically, we assume that there is an interval over which the correlation function may be equivalently described at both the quark and the hadron levels. Therefore, on the one hand, we calculate the correlation function at the

¹ In the well-known case of baryon sum rules, a simplest choice of operator [33] and a more general choice [34] have been given in the literature. Though technically apparently different, mainly for the region of convergence of the OPE, the two choices of interpolating currents have provided the same predictions for the proton mass and mixed condensate but only differs for values of higher dimension four-quark condensates.

quark level in terms of quark and gluon fields. On the other hand, the correlation function is calculated at the hadronic level introducing hadron characteristics such as masses and coupling constants. At the quark level, the complex structure of the QCD vacuum leads us to employ the Wilson's operator product expansion (OPE). The calculation of the phenomenological side proceeds by inserting intermediate states for the meson X . Parametrizing the coupling of the axial vector meson 1^{++} , X , to the current, j_μ , in Eq. (1) in terms of the meson decay constant f_X as:

$$\langle 0 | j_\mu | X \rangle = \sqrt{2} f_X M_X^4 \epsilon_\mu , \quad (6)$$

the phenomenological side of Eq. (5) can be written as

$$\Pi_{\mu\nu}^{phen}(q^2) = \frac{2f_X^2 M_X^8}{M_X^2 - q^2} \left(-g_{\mu\nu} + \frac{q_\mu q_\nu}{M_X^2} \right) + \dots , \quad (7)$$

where the Lorentz structure projects out the 1^{++} state. The dots denote higher axial-vector resonance contributions that will be parametrized, as usual, through the introduction of a continuum threshold parameter s_0 .

In the OPE side, we work at leading order in α_s and consider the contributions of condensates up to dimension eight. We keep the term which is linear in the light-quark mass m_q , in order to estimate the mass difference in Eq. (4). Keeping the charm-quark mass finite, we use the momentum-space expression for the charm-quark propagator. The light-quark part of the correlation function is calculated in the coordinate-space, and then Fourier transformed to the momentum space in D dimensions. The resulting light-quark part is combined with the charm-quark part before it is dimensionally regularized at $D = 4$.

The correlation function, Π_1 , in the OPE side can be written as a dispersion relation:

$$\Pi_1^{OPE}(q^2) = \int_{4m_c^2}^{\infty} ds \frac{\rho(s)}{s - q^2} , \quad (8)$$

where the spectral density is given by the imaginary part of the correlation function: $\pi\rho(s) = \text{Im}[\Pi_1^{OPE}(s)]$. After making an inverse-Laplace (or Borel) transform of both sides, and transferring the continuum contribution to the OPE side, the sum rule for the axial vector meson X up to dimension-eight condensates can be written as ²:

$$2f_X^2 M_X^8 e^{-M_X^2/M^2} = \int_{4m_c^2}^{s_0} ds e^{-s/M^2} \rho(s) + \Pi_1^{mix\langle\bar{q}q\rangle}(M^2) , \quad (9)$$

where

$$\rho(s) = \rho^{pert}(s) + \rho^{m_q}(s) + \rho^{\langle\bar{q}q\rangle}(s) + \rho^{\langle G^2\rangle}(s) + \rho^{mix}(s) + \rho^{\langle\bar{q}q\rangle^2}(s) , \quad (10)$$

with

$$\begin{aligned} \rho^{pert}(s) &= \frac{1}{2^{10}\pi^6} \int_{\alpha_{min}}^{\alpha_{max}} \frac{d\alpha}{\alpha^3} \int_{\beta_{min}}^{1-\alpha} \frac{d\beta}{\beta^3} (1-\alpha-\beta)(1+\alpha+\beta) [(\alpha+\beta)m_c^2 - \alpha\beta s]^4 , \\ \rho^{m_q}(s) &= -\frac{m_q}{2^3\pi^4} \int_{\alpha_{min}}^{\alpha_{max}} \frac{d\alpha}{\alpha} \left\{ -\frac{\langle\bar{q}q\rangle}{2^2} \frac{[m_c^2 - \alpha(1-\alpha)s]^2}{(1-\alpha)} + \int_{\beta_{min}}^{1-\alpha} \frac{d\beta}{\beta} [(\alpha+\beta)m_c^2 - \alpha\beta s] \left[-m_c^2 \langle\bar{q}q\rangle \right. \right. \\ &\quad \left. \left. + \frac{\langle\bar{q}q\rangle}{2^2} [(\alpha+\beta)m_c^2 - \alpha\beta s] + \frac{m_c}{2^5\pi^2\alpha\beta^2} (3+\alpha+\beta)(1-\alpha-\beta) [(\alpha+\beta)m_c^2 - \alpha\beta s]^2 \right] \right\} , \\ \rho^{\langle\bar{q}q\rangle}(s) &= -\frac{m_c \langle\bar{q}q\rangle}{2^5\pi^4} \int_{\alpha_{min}}^{\alpha_{max}} \frac{d\alpha}{\alpha^2} \int_{\beta_{min}}^{1-\alpha} \frac{d\beta}{\beta} (1+\alpha+\beta) [(\alpha+\beta)m_c^2 - \alpha\beta s]^2 , \end{aligned}$$

² We have not included the effects of a dimension 2 term induced by the UV renormalon, [35, 36], which we expect to be numerically negligible like in the other channels [37], though this result needs to be checked. Instanton-like contributions which appear as a high-dimension operators will also be neglected like some other higher dimension condensate effects.

$$\rho^{\langle G^2 \rangle}(s) = \frac{\langle g^2 G^2 \rangle}{2^9 3 \pi^6} \int_{\alpha_{min}}^{\alpha_{max}} d\alpha \int_{\beta_{min}}^{1-\alpha} \frac{d\beta}{\beta^2} [(\alpha + \beta)m_c^2 - \alpha\beta s] \left[\frac{m_c^2(1 - (\alpha + \beta)^2)}{\beta} - \frac{(1 - 2\alpha - 2\beta)}{2\alpha} [(\alpha + \beta)m_c^2 - \alpha\beta s] \right]. \quad (11)$$

where the integration limits are given by $\alpha_{min} = (1 - \sqrt{1 - 4m_c^2/s})/2$, $\alpha_{max} = (1 + \sqrt{1 - 4m_c^2/s})/2$ and $(\beta_{min} = \alpha m_c^2)/(s\alpha - m_c^2)$. We have also included the dominant contributions from the dimension-five condensates:

$$\rho^{mix}(s) = \frac{m_c \langle \bar{q}g\sigma.Gq \rangle}{2^6 \pi^4} \int_{\alpha_{min}}^{\alpha_{max}} d\alpha \left[-\frac{2}{\alpha}(m_c^2 - \alpha(1 - \alpha)s) + \int_{\beta_{min}}^{1-\alpha} d\beta [(\alpha + \beta)m_c^2 - \alpha\beta s] \left(\frac{1}{\alpha} + \frac{\alpha + \beta}{\beta^2} \right) \right] \quad (12)$$

where the contribution of dimension-six condensates $\langle g^3 G^3 \rangle$ is neglected, since assumed to be suppressed by the loop factor $1/16\pi^2$. The usual estimate $\langle g^3 G^3 \rangle \simeq 1\text{GeV}^2 \langle \alpha_s G^2 \rangle$ [19] would deserve to be checked in more detail. We have included the contribution of the dimension-six four-quark condensate:

$$\rho^{\langle \bar{q}q \rangle^2}(s) = \frac{m_c^2 \langle \bar{q}q \rangle^2}{12\pi^2} \sqrt{\frac{s - 4m_c^2}{s}}, \quad (13)$$

and (for completeness) a part of the dimension-8 condensate contributions ³:

$$\Pi_1^{mix\langle \bar{q}q \rangle}(M^2) = -\frac{m_c^2 \langle \bar{q}g\sigma.Gq \rangle \langle \bar{q}q \rangle}{24\pi^2} \int_0^1 d\alpha \left[1 + \frac{m_c^2}{\alpha(1 - \alpha)M^2} - \frac{1}{2(1 - \alpha)} \right] \exp \left[-\frac{m_c^2}{\alpha(1 - \alpha)M^2} \right]. \quad (14)$$

III. LSR PREDICTIONS OF M_X

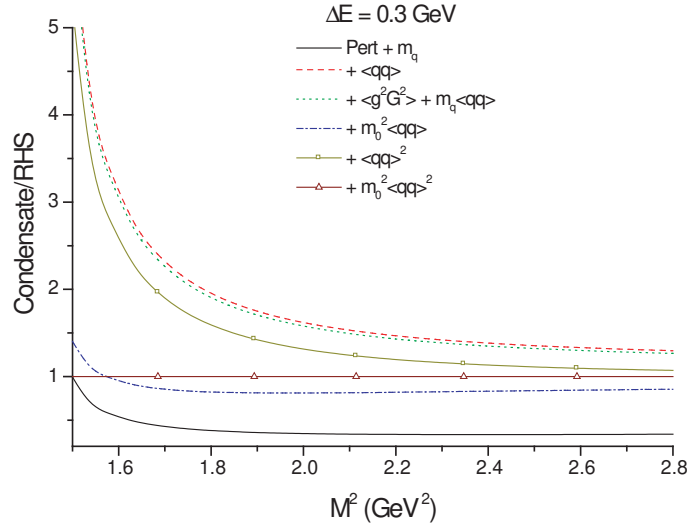


FIG. 1: The OPE convergence in the region $1.6 \leq M^2 \leq 2.8 \text{ GeV}^2$ for $s_0^{1/2} = 4.17 \text{ GeV}$. We start with the perturbative contribution (plus a very small m_q contribution) and each subsequent line represents the addition of one extra condensate dimension in the expansion.

In order to extract the mass M_X without worrying about the value of the decay constant f_X , we take

³ We should note that a complete evaluation of these contributions require more involved analysis including a non-trivial choice of the factorization assumption basis [38]. We wish that we can perform this analysis in the future.

the derivative of Eq. (9) with respect to $1/M^2$, divide the result by Eq. (9) and obtain:

$$M_X^2 = \frac{\int_{4m_c^2}^{s_0} ds e^{-s/M^2} s \rho(s)}{\int_{4m_c^2}^{s_0} ds e^{-s/M^2} \rho(s)}. \quad (15)$$

This quantity has the advantage to be less sensitive to the perturbative radiative corrections than the individual moments. Therefore, we expect that our results obtained to leading order in α_s will be quite accurate.

In the numerical analysis of the sum rules, the values used for the quark masses and condensates are (see e.g. [19, 39, 40, 41])⁴:

$$\begin{aligned} m_c(m_c) &= (1.23 \pm 0.05) \text{ GeV}, & m_b(m_b) &= (4.24 \pm 0.06) \text{ GeV}, \\ m_u &= 2.3 \text{ MeV}, & m_d &= 6.4 \text{ MeV}, \\ m_q \equiv (m_u + m_d)/2 &= 4.3 \text{ MeV}, & \langle \bar{q}q \rangle &= -(0.23 \pm 0.03)^3 \text{ GeV}^3, \\ m_s &= 100 \text{ MeV}, & \langle \bar{s}s \rangle / \langle \bar{q}q \rangle &= 0.8, \\ \langle \bar{q}q \sigma \cdot Gq \rangle &= m_0^2 \langle \bar{q}q \rangle & \text{with} & m_0^2 = 0.8 \text{ GeV}^2, \\ \langle g^2 G^2 \rangle &= 0.88 \text{ GeV}^4. \end{aligned} \quad (16)$$

We evaluate the sum rules in the range $2.0 \leq M^2 \leq 2.8$ for two values of s_0 : $s_0^{1/2} = 4.1 \text{ GeV}$, $s_0^{1/2} = 4.2 \text{ GeV}$.

Comparing the relative contribution of each term in Eqs. (11) to (14), to the right hand side of Eq. (9) we obtain a quite good OPE convergence for $M^2 > 1.9 \text{ GeV}^2$, as can be seen in Fig. 1. This analysis allows us to determine the lower limit constraint for M^2 in the sum rules window. This figure also shows that, although there is a change of signal between dimension-six and dimension-eight condensates contributions, the contribution of the latter being smaller, where, we have assumed, in Fig. 1 to Fig. 3, the validity of the vacuum saturation for these condensates. The relatively small contribution of the dimension-eight condensates may justify the validity of our approximation, unlike in the case of the 5-quark current correlator, as noticed in [42]. However, the partial compensation of these two terms indicate the sensitivity of the central value of the mass prediction on the way the OPE is truncated. For definiteness, we consider as final predictions from the LSR, the value of M_X obtained by including the dimension-5 mixed condensate, and we consider the effects of the higher condensates as the error due to the truncation of the OPE.

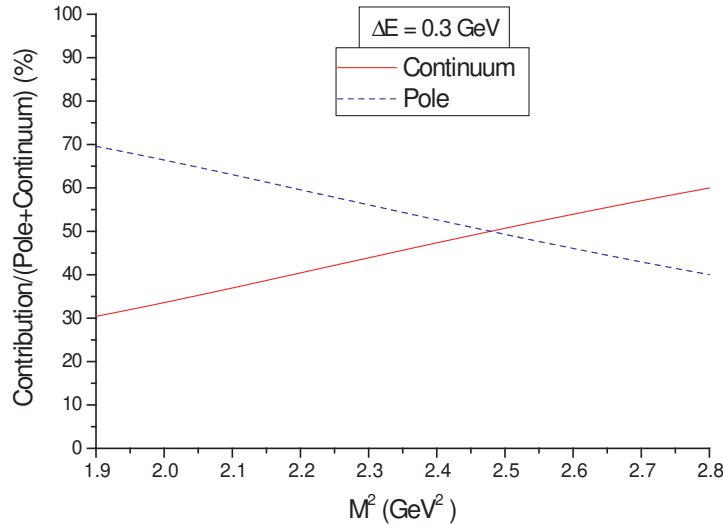


FIG. 2: The dashed line shows the relative pole contribution (the pole contribution divided by the total, pole plus continuum, contribution) and the solid line shows the relative continuum contribution.

⁴ To leading order approximation in α_s , at which we are working, we do not consider the running scale dependence of these parameters.

We get an upper limit constraint for M^2 by imposing that the QCD continuum contribution should be smaller than the pole contribution. The maximum value of M^2 for which this constraint is satisfied depends on the value of s_0 . The comparison between pole and continuum contributions for $s_0^{1/2} = 4.2$ GeV is shown in Fig. 2. The same analysis for the other value of the continuum threshold gives $M^2 < 2.2$ GeV² for $s_0^{1/2} = 4.1$ GeV.

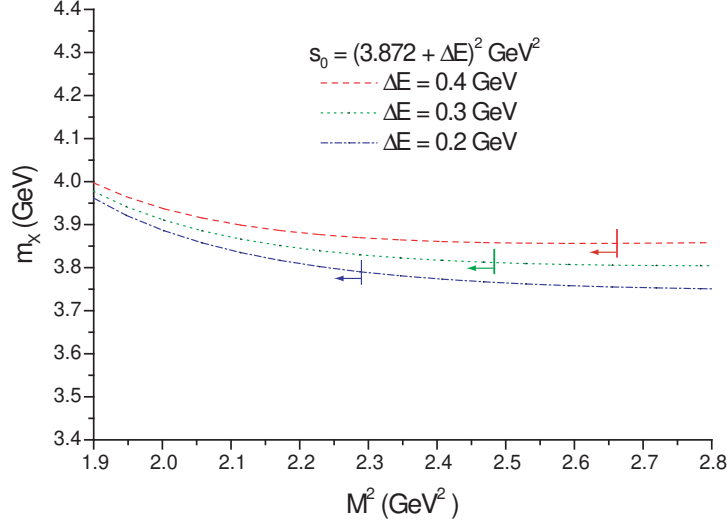


FIG. 3: The X meson mass as a function of the sum rule parameter (M^2) for different values of the continuum threshold: $s_0^{1/2} = 4.1$ GeV (solid line) and $s_0^{1/2} = 4.2$ GeV (dashed line). The arrows indicate the region allowed for the sum rules: the lower limit (cut below 2.0 GeV²) is given by OPE convergence requirement and the upper limit by the dominance of the QCD pole contribution.

In Fig. 3, we show the X meson mass obtained from Eq. (15), in the relevant sum rules window, with the upper and lower validity limits indicated. From Fig. 3 we see that the results are reasonably stable as a function of M^2 . In our numerical analysis, we shall then consider the range of M^2 values from 2.0 GeV² until the one allowed by the sum rule window criteria as can be deduced from Fig. 3 for each value of s_0 .

Using the QCD parameters in Eq. (16), we obtain the LSR predictions for different values of s_0 and including the dimension-5 condensates:

$$\begin{aligned} M_X &= (3908 \pm 26 \pm 13 \pm 100 \pm 46) \text{ MeV} \quad \text{for } s_0^{1/2} = 4.1 \text{ GeV}, \\ &(3943 \pm 30 \pm 10 \pm 80 \pm 48) \text{ MeV} \quad \text{for } s_0^{1/2} = 4.2 \text{ GeV}. \end{aligned} \quad (17)$$

The errors are due respectively to M^2 , $\langle \bar{q}q \rangle$, m_c and the truncation of the OPE. We have estimated the absolute value of the last error by varying the dimension-six and eight condensates from their vacuum saturation values to the ones where a violation of the factorization assumption by a factor two is assumed. The errors due to other parameters are negligible. One can notice that the main error comes from the uncertainties in the determination of the charm quark mass, which plays a crucial role in the analysis like in the one of other heavy quark systems. One can also notice that the central value of the mass prediction increases with s_0 . Apart the intuitive observation from an extrapolation of the known mass splittings from ordinary mesons which may not be applied for the multi-quark states (see e.g.[43]), s_0 remains a free parameter. We shall try to fix its value using FESR.

IV. FESR PREDICTION FOR M_X

As an alternative, we use the FESR, which can be obtained from Eq. (9) by taking the limit $1/M^2 \rightarrow 0$ and equating the same power in $1/M^2$ in the two sides of the sum rules. We get up to dimension-six condensates:

$$2f_X^2 M_X^8 \sum_n (-M_X^2)^n \left(\frac{1}{M^2} \right)^n = \sum_n \int_{4m_c^2}^{s_0} ds (-s)^n \left(\frac{1}{M^2} \right)^n \rho(s), \quad n = 0, 1, 2, \dots \quad (18)$$

Equating the coefficients of the polynomial in $1/M^2$ in both sides of Eq. (18) gives n equations:

$$2f_X^2 M_X^8 M_X^{2n} = \int_{4m_c^2}^{s_0} ds s^n \rho(s), \quad n = 0, 1, 2, \dots \quad (19)$$

Finally, dividing two subsequent equations (with n and $n+1$) we can obtain the mass M_X for any chosen value of n (which, formally, is expected to be the same for any n):

$$M_X^2 = \frac{\int_{4m_c^2}^{s_0} ds s^{n+1} \rho(s)}{\int_{4m_c^2}^{s_0} ds s^n \rho(s)}, \quad n = 0, 1, 2, \dots \quad (20)$$

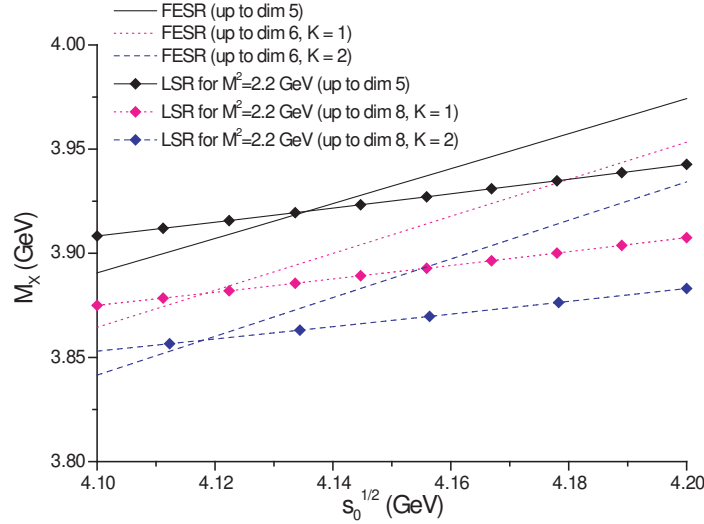


FIG. 4: The FESR results in Eq. (20) for M_X as a function of s_0 for $n = 0$ including condensates up to different dimensions. The LSR results have been also inserted for easy comparison.

In contrast to the previous method, the FESR have the advantage of giving correlations between the mass and the continuum threshold s_0 , which can be used to avoid inconsistencies in the determination of these parameters. Ideally, one looks at a minimum in the function $M_X(s_0)$, which would provide a good criteria for fixing both s_0 and M_X . The results for different values of n are very similar, therefore, in Fig. 4, we only show the result for $n = 0$. One can see in Fig. 4 that there is no stability in s_0 , which presumably indicates the important role of the QCD continuum in the analysis.

One can also notice, from Fig. 4, that the FESR converges faster than the LSR due mainly to the fact that here we use an expansion in $1/s_0$ where $\sqrt{s_0} \sim 4.1$ GeV, while in the LSR, the expansion is done in $1/M^2$, where $M \sim 1.4$ GeV is much smaller.

V. FINAL QSSR PREDICTIONS FOR M_X AND f_X

In order to exploit the complementary role of the LSR and FESR, we also show in Fig. 4, the result obtained from the Laplace sum rule using $M^2 = 2.2$ GeV². The factor K was introduced to account for deviations of the factorization hypothesis for the $D = 6$ [20, 34, 41, 44, 45, 46] and 8 [20, 38, 41, 46] –condensates; $K = 1(2)$ refers to an assumption that respects (violates by a factor 2) vacuum saturation.

The intersection point fixes the range of values of s_0 to be:

$$s_0^{1/2} = (4.15 \pm 0.03) \text{ GeV} . \quad (21)$$

which is smaller than intuitively expected. This result signals again the important role of the QCD continuum in the analysis. At this value of s_0 , one can, definitely, fix the X mass to be:

$$M_X = (3925 \pm 20 \pm 46 \pm 117) \text{ MeV} , \quad (22)$$

in remarkable agreement (within the errors) with the experimental candidate $X(3872)$. The first error comes from s_0 , the second from the truncation of the OPE, and the third from the QCD inputs, such as m_c and $\langle \bar{q}q \rangle$. Assuming that the mass of the first radial excitation is given by $\sqrt{s_0}$, one can deduce the splitting:

$$X' - X \approx 225 \text{ MeV} , \quad (23)$$

which is much smaller than the naive extrapolation from the ordinary meson spectrum. Such a situation has been also encountered in the analysis of the pentaquark sum rule [43] and in general, in the analysis of correlators described by high-dimension operators such as hybrids and gluonia [19]. This result indicates the existence of higher states near the lowest ground state mass, which can manifest as large continuum in the data analysis.

One can also deduce to leading order in α_s , from the individual lowest moments, the decay constant defined in Eq. (6):

$$f_X = (4.66 \pm 0.16) \times 10^{-5} \text{ GeV} , \quad (24)$$

which can be more affected by the radiative corrections than M_X . f_X is useful for the estimate of its hadronic width using vertex sum rules.

VI. SU(3) BREAKINGS AND MASS OF THE X^s

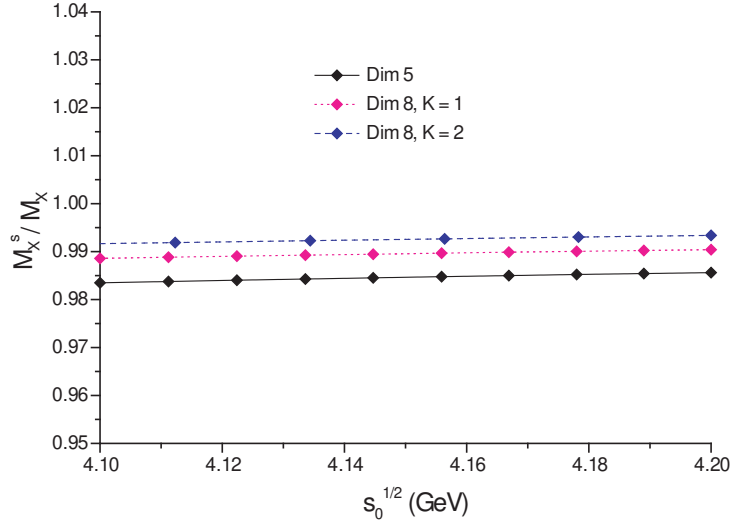


FIG. 5: The ratio M_{X^s}/M_X as a function of s_0 , obtained from the LSR results up to different dimensions in the OPE.

It is straightforward to extend the previous analysis to the case of the strange quark by using the QCD parameters given in Eq. (16). One can e.g. work with the ratios given in Eqs. (15) and (20). However, as the errors in the determination of M_X are relatively large, it will be difficult, to extract the SU(3) splitting from these individual ratio of moments.

For extracting this relatively small mass-splitting, it is appropriate to use the double ratio of moments [47]:

$$d_c^s \equiv \frac{M_{X^s}^2}{M_X^2} \quad (25)$$

for the LSR and for the FESR, which suppress different systematic errors (m_c, \dots) and the dependence on the sum rule parameters (s_0, M^2). The results of the analysis from LSR are given in Fig. 5 from which one can deduce, with a good accuracy:

$$\sqrt{d_c^s} = 0.984 \pm 0.001 \pm 0.007 , \quad (26)$$

where the first error comes from the QCD and sum rules parameters and the second error from an estimate of the truncation of the OPE. This leads to the mass splitting:

$$M_{X^s} - M_X \simeq -(61 \pm 30) \text{ MeV} . \quad (27)$$

Using FESR and taking the SU(3) breaking correction for the continuum threshold, which is the most important effect here, we confirm the previous LSR result. It is interesting to notice that we predict a X^s mass slightly lighter than the X , which is quite unusual. This is due to the fact, in the sum rules expression of $M_{X^s}^2$, the linear quark mass term tends to decrease the X^s -mass, which is partly compensated by the effect of the quark condensates. Such a small and negative mass-splitting is rather striking and needs to be checked using alternative methods. Note, however, that a partial restoration of SU(3) symmetry is already observed in the neighbourhood of heavy quarks, illustrated by the almost equal hyperfine splittings $D_s^* - D_s$ and $D^* - D$. In potential models, the mass splitting $M_{X^s} - M_X$ is certainly larger than the value in Eq. (27), but smaller than $2(m_s - m_q)$ as the increase of the constituent mass from m_q to m_s is partially cancelled by the deeper binding of the strange quarks. The existence of the X^s , which can be experimentally checked, can serve for a further test of the four-quark model for the X . The (almost) degenerate value of the X and of the X^s masses may suggest that the physically observed X state can result from a mixing between the $c\bar{c}q\bar{q}$ and $c\bar{c}s\bar{s}$ bare states, which may be dominated by its $c\bar{c}q\bar{q}$ component. However, we expect that a careful and perfect analysis of the $c\bar{c}s\bar{s}$ sector should feel the X in the spectrum, though with a small coupling. One should also notice that these $c\bar{c}q\bar{q}$ and $c\bar{c}s\bar{s}$ components can be comparable if the X is a $SU(3)$ singlet state.

Using the ratio of the s - over the q -quark sum rules, one can predict also the ratio of decay constants:

$$\frac{f_{X^s}}{f_X} \simeq 1.025 \pm 0.010 \quad (28)$$

where, in the individual sum rules, the m_s corrections act positively implying that this ratio is bigger than 1.

VII. TEST OF THE ISOSPIN VIOLATION

We attempt to use of the sum rule, for a rough estimate of the small mass difference $M(X_h) - M(X_l)$ defined in Eq. (4). Using Eq. (15), we get:

$$M^2(X_h) - M^2(X_l) = \frac{\int_{4m_c^2}^{s_0} ds e^{-s/M^2} s [\rho_h(s) - \rho_l(s)]}{\int_{4m_c^2}^{s_0} ds e^{-s/M^2} \rho(s)}, \quad (29)$$

where:

$$\rho_l(s) = \cos^2 \theta \rho_u(s) + \sin^2 \theta \rho_d(s) \quad \text{and} \quad \rho_h(s) = \sin^2 \theta \rho_u(s) + \cos^2 \theta \rho_d(s). \quad (30)$$

Here, $\rho_u(s)$ and $\rho_d(s)$ are simply the spectral density $\rho(s)$ defined before with the flavor of the light quark chosen as u and d , respectively.

Clearly the only terms depending on the light quark flavor will contribute to the numerator of Eq. (29). In fact the expression $\rho_h(s) - \rho_l(s)$ can be written in terms of the isospin breaking quantities: $\langle \bar{u}u \rangle - \langle \bar{d}d \rangle = -\gamma \langle \bar{q}q \rangle$, $m_u \langle \bar{u}u \rangle - m_d \langle \bar{d}d \rangle = -\gamma \langle \bar{q}q \rangle m_q + \langle \bar{q}q \rangle (m_u - m_d)$, and $\langle \bar{u}u \rangle^2 - \langle \bar{d}d \rangle^2 = -2\gamma \langle \bar{q}q \rangle^2$, where $\langle \bar{q}q \rangle = (\langle \bar{u}u \rangle + \langle \bar{d}d \rangle)/2$ and $\gamma = (\langle 0 | \bar{d}d - \bar{u}u | 0 \rangle) \langle 0 | \bar{u}u | 0 \rangle$.

The value of γ has been estimated in a variety of approaches. Chiral perturbation theory [48], QSSR analysis of the (pseudo)scalar channels [19], analysis of the neutron-proton mass difference [49] and of the heavy meson decay widths [50] found a value:

$$\gamma \simeq -1 \times 10^{-2} \quad (31)$$

which we shall consider in our analysis. The results for the mass difference using $s_0^{1/2} = 4.2 \text{ GeV}$ can be seen in Fig. 6, where we have considered two values for the mixing angle: $\theta = 0^\circ$, corresponding to maximal isospin violations, and $\theta = 20^\circ$ which was the value determined in [1].

Fig. 6 indicates a very small mass splitting:

$$|M(X_h) - M(X_l)| \sim 2 \text{ MeV} . \quad (32)$$

The prediction is much smaller than the 8 MeV value given in [1].

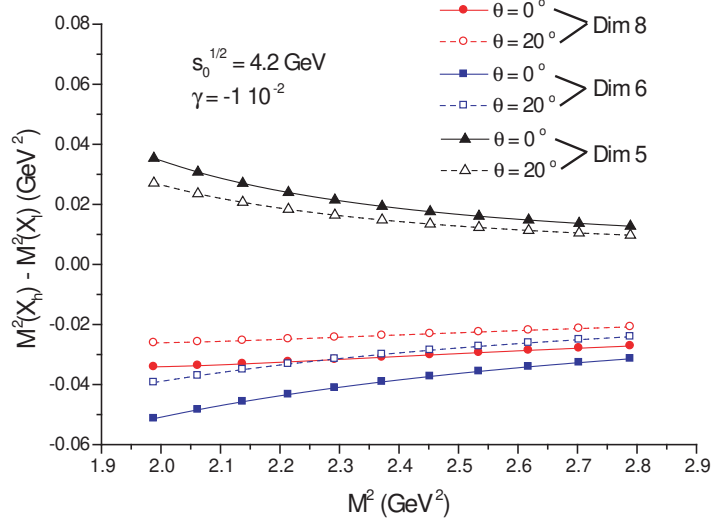


FIG. 6: $M^2(X_h) - M^2(X_l)$ as a function of the sum rule parameter (M^2) for $\gamma = -1 \times 10^{-2}$. The solid line is for $\theta = 0^\circ$ and the dashed one is for $\theta = 20^\circ$.

VIII. QSSR PREDICTIONS FOR X_b AND X_b^s

Using the same interpolating field of Eq. (1) with the charm quark replaced by the bottom one, the analysis done for $X(3872)$ in the previous sections can be repeated for X_b , where X_b stands for a $(b\bar{b}q\bar{q})$ tetraquark axial meson. Using consistently the perturbative mass $m_b = 4.24$ GeV, and working with the LSR, we find a good OPE convergence for $M^2 > 5$ GeV². We also find that, for $s_0 < (10.2 \text{ GeV})^2$, the continuum contribution is always bigger than the pole contribution for all values of $M^2 > 5$ GeV².

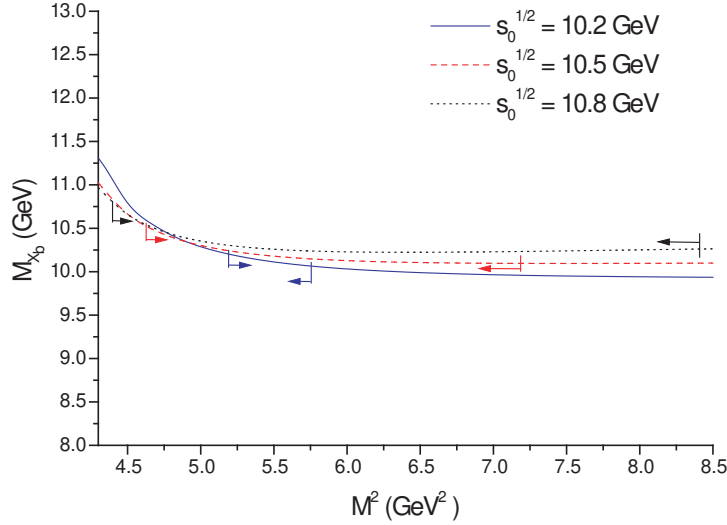


FIG. 7: The X_b meson mass as a function of the sum rule parameter (M^2) for different values of the continuum threshold: $\sqrt{s_0} = 10.2$ GeV (solid line), $\sqrt{s_0} = 10.5$ GeV (dashed line) and $\sqrt{s_0} = 10.8$ GeV (dotted line). The arrows delimit the region allowed for the LSR sum rules.

In Fig. 7 we show the X_b meson mass obtained from Eq. (15), in the relevant sum rules window, with the upper and lower validity limits indicated. Although we get a good OPE convergence for $M^2 > 5$ GeV², we have now a more restricted lower limit given by $M_{X_b} < \sqrt{s_0}$. Therefore, the lower limit indicated in Fig. 7 is given by this condition.

From Fig. 7 we see that the results are very stable as a function of M^2 in the allowed region. However, the prediction increases the LSR with s_0 . Taking into account the variation of M^2 and choosing (a priori)

some range of s_0 , we arrive at the predictions:

$$10.06 \text{ GeV} \leq M_{X_b} \leq 10.50 \text{ GeV} , \quad (33)$$

for $10.2 \text{ GeV} \leq s_0^{1/2} \leq 10.8 \text{ GeV}$ and $5.0 \leq M^2 \leq 8.5 \text{ GeV}^2$.

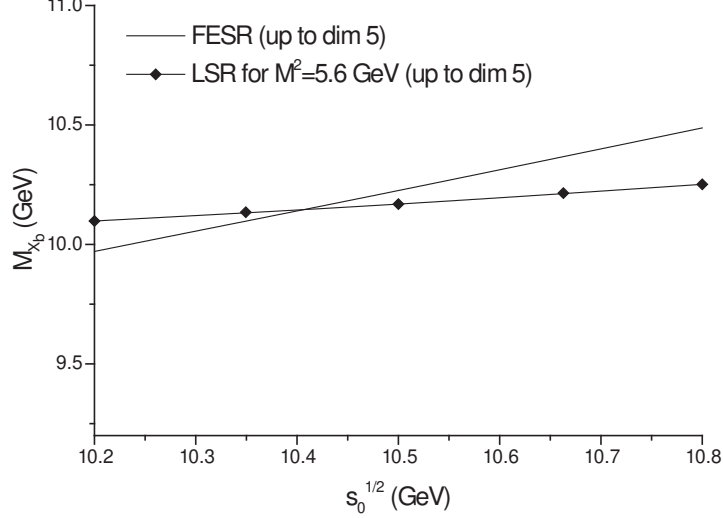


FIG. 8: The FESR results in Eq. (20) for m_{X_b} as a function of $s_0^{1/2}$ for $n = 0$. The LSR result with $M^2 = 5.6 \text{ GeV}^2$ has been also inserted for easy comparison.

The FESR analysis can also be repeated in the case of the b -quarks for improving the LSR results. The results are shown in Fig. 8. As in the case of $X(3872)$ the curves for $n = 0$ and $n = 1$ are quite similar, and again there is no stability in s_0 . We also show in the same figure the LSR results for $M^2 = 5.6 \text{ GeV}^2$, as a function of $s_0^{1/2}$. A common solution is obtained for:

$$s_0^{1/2} = (10400 \pm 20) \text{ MeV} , \quad (34)$$

to which corresponds the improved final prediction:

$$M_{X_b} = (10144 \pm 21 \pm 104) \text{ MeV} . \quad (35)$$

The second error comes again from the QCD inputs. The central value in Eq. (33) is close to the mass of $\Upsilon(3S)$, and appreciably below the $B^*\bar{B}$ threshold at about 10.6 GeV. For comparison, the molecular model predicts for X_b a mass which is about 50–60 MeV below this threshold [2]. It would be interesting to have the (unquenched) lattice results for this state. A future discovery of this state will certainly test the different theoretical models on this state and clarify, in the same time, the nature of the $X(3872)$. One can also notice, by assuming that the mass of first radial excitation is about the value of $\sqrt{s_0}$:

$$X' - X \approx X'_b - X_b \approx (225 \sim 250) \text{ MeV} , \quad (36)$$

For completeness, we predict the corresponding useful value of the decay constant to leading order in α_s :

$$f_{X_b} = (6.9 \sim 7.1) \times 10^{-6} \text{ GeV} . \quad (37)$$

Our previous results will be useful inputs for studying more precisely the phenomenology of the X_b outlined in [51].

We extend the analysis to the $X_b^s(b\bar{b}s\bar{s})$. We show in Fig. 9 the LSR prediction for the mass ratio, from which we deduce, by truncating the OPE at $D = 5$:

$$\sqrt{d_b^S} \equiv \frac{M_{X_b^s}}{M_{X_b}} = 0.988 \pm 0.002 \pm 0.018 , \quad (38)$$

where the first error comes from s_0 and the second one from the truncation of the OPE. This leads to:

$$M_{X_b^s} - M_{X_b} = -(123 \pm 182) \text{ MeV} , \quad \text{and} \quad \frac{f_{X_{bs}}}{f_{X_b}} \simeq 1.12 \pm 0.03 , \quad (39)$$

where the error due the truncation of the OPE is larger than in the case of the c -quark, which is mainly due to the terms of the form m_b^2/M^2 in the OPE.

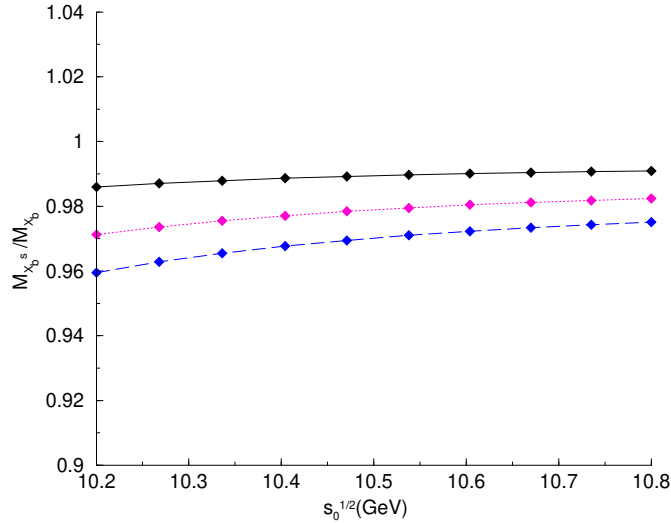


FIG. 9: The ratio $M_{X_b^s}/M_{X_b}$ as a function of s_0 , obtained from the LSR results up to different dimensions in the OPE. The continuous curve corresponds to the $D = 5$ condensate contributions. The dotted and dashed curves correspond respectively to the vacuum saturation ($K = 1$) and violation of the vacuum saturation ($K = 2$) by a factor 2 of the dimension six- and (partial) eight-contributions.

IX. CONCLUSIONS

We have presented a QCD spectral sum rules analysis of the two-point functions of the $X(3872)$ meson considered as a four quark state. We find that the sum rules result in Eq. (22) is compatible with experimental data. An improvement of this result needs an accurate determination of m_c .

We have extended the analysis for studying the mass splitting between the X^s and X due to $SU(3)$ breakings. Our result in Eq. (27) indicates an unusual result which deserves further independent checks. However, the small mass-spilling, which we have predicted, may suggest that the observed X can have a $c\bar{c}s\bar{s}$ component, though with a small coupling, with a size which depends on the $SU(3)$ assignment of the X .

Allowing possible isospin violations, we have also studied the mass splitting between the states X_l and X_h . Using the common values from different approaches of the leading $SU(2)$ breaking parameter γ of the light quark condensates defined in Eq. (31), we obtain the splitting in Eq. (32) which is smaller than the value 8 MeV predicted in [1].

Extending our analysis to the b -quark meson, we found the values of the X_b and X_b^s masses in Eqs. (35) and (39), which are appreciably below the $B^*\bar{B}$ threshold at about 10.6 GeV.

Our analysis also indicates that the mass-splitting between the ground state and the first radial excitation is about (225 ~ 250) MeV, which is much smaller than the one expected from ordinary mesons, and which are (within the errors) flavour independent.

We present in Eqs. (24), and (37) predictions of the decay constants of the X and X_b , and in Eqs. (28) and (39) the ratio of the strange over the non strange decay constants. These are useful quantities for studying the leptonic and hadronic decay widths of such mesons.

A future discovery of the different states which we have predicted as a consequence of the 1^{++} four-quark nature assumption of the $X(3872)$ will certainly test the different theoretical models proposed for this state and clarify, in the same time, the nature of the $X(3872)$.

Different choices of the four-quark operators have been systematically presented for the 0^{++} light mesons in [31], which should mix under renormalizations [32] from which one can deduce a “physical” renormalization group invariant current (RGI) which can describe the observed state. Though some combinations can provide a faster convergence of the OPE (see e.g. [25]), we do not expect that the choice of the operators will affect much our results, where, in our analysis, the OPE has a good convergence while the renormalization mixing is a higher order effect in α_s . Another choice of operator not included in the previous analysis is, for instance, given in ref. [8], where it was shown that a simple chromomagnetic model suggests that the color octet-octet in the $[c\bar{c}]_{S=1}[q\bar{q}]_{S=1}$ basis is the most natural candidate for describing the $X(3872)$. However, this choice would correspond to an operator of higher dimension than

the one analyzed in Eq. (1), which would therefore induce relatively small corrections to the present analysis. Though done with a particular choice of current [1], we expect that the results given in this paper will reproduce (within the errors of the approach) the general features of the four-quark model for the $X(3872)$. We plan to come back to these issues in a future publication.

Once the mass of the $X(3872)$ is understood, it remains to explain why it is so narrow. There are presumably many multiquark states, but most of them are very broad and cannot be singled out from the continuum. In a recent study [52], based on the same interpolating field as the one used here, it was shown that, in order to explain the small width of the $X(3872)$, one has to choose a particular set of diagrams contributing to its decay. However, it will be desirable if this investigation can be checked from alternative approaches, like e.g. lattice calculations. If confirmed, this method can be straightforwardly repeated to a variety of currents for understanding the width and the internal structure of the $X(3872)$.

-
- [1] L. Maiani, F. Piccinini, A.D. Polosa, V. Riquer, Phys. Rev. **D71**, 014028 (2005).
 - [2] E. S. Swanson, Phys. Rept. **429**, 243 (2006); J. M. Richard, talk given at QCD 05 (Montpellier 4-8th July 2005), hep-ph/0601043.
 - [3] S.-L. Choi *et al.* [Belle Collaboration], Phys. Rev. Lett. **91**, 262001 (2003).
 - [4] V. M. Abazov *et al.* [D0 Collaboration], Phys. Rev. Lett. **93**, 162002 (2004); D. Acosta *et al.* [CDF II Collaboration], Phys. Rev. Lett. **93**, 072001 (2004); B. Aubert *et al.* [BABAR Collaboration], Phys. Rev. D **71**, 071103 (2005).
 - [5] S.-L. Choi [Belle Collaboration], hep-ex/0405014.
 - [6] K. Abe *et al.* [Belle Collaboration], hep-ex/0505037, hep-ex/0505038.
 - [7] G. Gokhroo and G. Majumder *et al.* [Belle Collaboration], arXiv:hep-ex/0606055.
 - [8] H. Høgaasen, J.-M. Richard, P. Sorba, Phys. Rev. **D73**, 054013 (2006); F. Buccella, H. Høgaasen, J.-M. Richard, P. Sorba, hep-ph/0608001; Y. Cui *et al.* hep-ph/0607226.
 - [9] D. Bugg, Phys. Lett. **B598**, 8 (2004).
 - [10] B.-A. Li, Phys. Lett. **B605**, 306 (2005).
 - [11] K. K. Seth, Phys. Lett. B **612**, 1 (2005).
 - [12] N. Törnqvist, hep-ph/0308277.
 - [13] F.E. Close and P. Page, Phys. Lett. **B578**, 119 (2004).
 - [14] C.Y. Wong, Phys. Rev. **C69**, 055202 (2004).
 - [15] S. Pakvasa and M. Suzuki, Phys. Lett. **B579**, 67 (2004).
 - [16] E. S. Swanson, Phys. Lett. B **588**, 189 (2004); Phys. Lett. B **598**, 197 (2004); hep-ph/0601110.
 - [17] M.A. Shifman, A.I. and Vainshtein and V.I. Zakharov, Nucl. Phys. **B147**, 385 (1979).
 - [18] L.J. Reinders, H. Rubinstein and S. Yazaki, Phys. Rept. **127**, 1 (1985).
 - [19] For a review and references to original works, see e.g., S. Narison, *QCD as a theory of hadrons, Cambridge Monogr. Part. Phys. Nucl. Phys. Cosmol.* **17**, 1-778 (2002) [hep-h/0205006]; *QCD spectral sum rules*, *World Sci. Lect. Notes Phys.* **26**, 1-527 (1989); *Acta Phys. Pol.* **B26** (1995) 687; *Riv. Nuov. Cim.* **10N2** (1987) 1; *Phys. Rept.* **84**, 263 (1982).
 - [20] R.A. Bertlmann, C.A. Dominguez, G. Launer and E. de Rafael, Nucl. Phys. **B250**, 61 (1985); R.A. Bertlmann, G. Launer and E. de Rafael, Z. Phys. **C 39**, 231 (1988).
 - [21] K. Chetyrkin, N.V. Krasnikov and A.N. Tavkhelidze, Phys. Lett. **B76**, 83 (1978); N.V. Krasnikov, A.A. Pivovarov and A.N. Tavkhelidze, Z. Phys. **C19**, 301 (1983).
 - [22] J. Latorre and P. Pascual, J. Phys. **G11**, L231 (1985).
 - [23] S. Narison, Phys. Lett. **B175**, 88 (1986).
 - [24] T.V. Brito *et al.*, Phys. Lett. **B608**, 69 (2005).
 - [25] H.-J. Lee and N.I. Kochelev, hep-ph/0608188.
 - [26] M.E. Bracco *et al.*, Phys. Lett. **B624**, 217 (2005).
 - [27] H.-Y. Cheng, W.S. Hou, Phys. Lett. **B566** (2003) 193; A. Datta, P. J. O'Donnell, Phys. Lett. **B572** (2003) 164. P. Colangelo, F. De Fazio, R. Ferrandes, Mod. Phys. Lett. **A19** (2004) 2083; A. Hayashigaki, K. Terasaki, hep-ph/0411285; D. Becirevic, S. Fajfer and S. Prelovsek, hep-ph/0406296; Z.-G. Wang, Shao-Long Wan, hep-ph/0602080; J.P. Pfaunmoeller, hep-ph/0608213.
 - [28] S. Narison, hep-ph/0512256; S. Narison, Phys. Lett. **B605**, 319 (2005); S. Narison, Phys. Lett. **B210**, 238 (1988).
 - [29] W.A. Bardeen *et al.*, Phys. Rev. **D68** (2003) 054024; S. Godfrey, Phys. Lett. **B568** (2003) 254; M. Harada *et al.*, Phys. Rev. **D70** (2004) 074002; Y.B. Dai *et al.* Phys. Rev. **D68** (2003) 114011.
 - [30] O. Lakhina and E.S. Swanson, hep-ph/0608011; F. Close, C. E. Thomas, O. Lakhina and E. S. Swanson, hep-ph/0608139.
 - [31] H.-X. Chen, A. Hosaka and S.-L. Zhu, hep-ph/0604049.
 - [32] S. Narison and R. Tarrach, Phys. Lett. **B125**, 217 (1983); M. Jamin and M. Kremer, Nucl. Phys. **B277**, 349

- (1986).
- [33] B. L. Ioffe, Nucl. Phys. **B188**, 317 (1981); **B191**, 591(E) (1981).
 - [34] For a review, see e.g. H.G. Dosch, Conference on Non-Perturbative Methods, Montpellier 1985, ed. World Scientific Co and references therein; H.G. Dosch, M. Jamin and S. Narison, Phys. Lett. **B220** (1989) 251.
 - [35] K. Chetyrkin, S. Narison and V.I. Zakharov, Nucl. Phys. **B550** (1999) 353.
 - [36] For recent reviews, see e.g.: V.A. Zakharov, hep-ph/0509114; S. Narison, hep-ph/0508259.
 - [37] S. Narison and V.I. Zakharov, Phys. Lett. **B522** (2001) 266; K. Chetyrkin, S. Narison, Phys. Lett. **B485** (2000) 145; S. Narison, Phys. Lett. **B300** (1993) 293; S. Narison **B361** (1995) 121; S. Narison, Phys. Lett. **B626** (2005) 101.
 - [38] Bagan et al., Nucl. Phys. **B254** (1985) 55; D.J. Broadhurst and S. Generalis, Phys. Lett. **B139** (1984) 85.
 - [39] S. Narison, Nucl. Phys. Proc. Suppl. **86** (2000) 242 (hep-ph/9911454); S. Narison, hep-ph/0202200; S. Narison, hep-ph/0510108; S. Narison, Phys. Lett. **B341** (1994) 73; H.G. Dosch and S. Narison, Phys. Lett. **B417** (1998) 173; S. Narison, Phys. Lett. **B216** (1989) 191.
 - [40] S. Narison, Phys. Lett. **B466**, 345 (1999).
 - [41] S. Narison, Phys. Lett. **B361**, 121 (1995); S. Narison, Phys. Lett. **B387**, 162 (1996). S. Narison, Phys. Lett. **B624** (2005) 223.
 - [42] A.G. Oganesian, hep-ph/0510327.
 - [43] R. Matheus and S. Narison, Nucl. Phys (Proc. Suppl.) **152**, 263 (2006) (hep-ph/0412062).
 - [44] G. Launer, S. Narison, R. Tarrach, Z. Phys. **C26**, 433 (1984).
 - [45] J. Bordes, V. Gimenez and J.A. Penarrocha, Phys. Lett. **B201**, 365 (1988).
 - [46] M. Davier, A. Hocker, Z. Zhang, hep-ph/0507078 and references therein.
 - [47] S. Narison, Phys. Lett. **B210**, 238 (1988).
 - [48] J. Gasser, H. Leutwyler, Nucl. Phys. **B250**, 465 (1985).
 - [49] X. Jin, M. Nielsen, J. Pasupathy, Phys. Rev. **D51**, 3688 (1995); H. Forkel, M. Nielsen, Phys. Rev. **D55**, 1471 (1997), and references therein.
 - [50] M. Nielsen, Phys. Lett. **B634**, 35 (2006) (hep-ph/0510277).
 - [51] W.-S. Hou, hep-ph/0606016.
 - [52] F.S. Navarra, M. Nielsen, Phys. Lett. **B639**, 272 (2006) (hep-ph/0605038).