

Modified Zee mass matrix with zero-sum condition

Biswajoy Brahmachari^{*a} and Sandhya Choubey^{†b,c}

*^aDepartment of Physics, Vidyasagar Evening College,
39, Sankar Ghosh Lane, Kolkata 700006, India.*

*^bThe Rudolf Peierls Centre for Theoretical Physics,
University of Oxford, 1 Keble Road, Oxford, OX1 3NP, UK*

*^cHarish-Chandra Research Institute,
Chhatnag Road, Jhansi, Allahabad 211019, India*

Abstract

We modify the Zee mass matrix by adding a real one parameter perturbation which is purely diagonal and trace-less. We show that in this way we can explain both solar and atmospheric neutrino oscillation data. There is a correlation between the deviation from strict maximality of $|U_{\mu 3}| = 1/\sqrt{2}$, with the emergence of a small but non-zero U_{e3} . We calculate how big a value can U_{e3} get when we restrict ourselves within the allowed regions of solar and atmospheric neutrino masses and mixing angles. We also discuss the impact of a S_2 permutation symmetry on our mass matrix and show how a small $U_{e3} \neq 0$ can emerge when this S_2 permutation symmetry between the second and the third generation is broken.

^{*} email: biswajoy.brahmachari@cern.ch

[†] email: s.choubey1@physics.ox.ac.uk

1 Introduction

With neutrino oscillations having been successfully established beyond all doubts by a series of spectacular experimental results [1, 2, 3, 4], the focus has now shifted to phenomenologically determining the neutrino mass matrix and deciphering the underlying theory which gives us the correct neutrino mass matrix. Our current knowledge of the range of allowed values for the oscillation parameters at the 3σ limit is [5]

$$7.2 \times 10^{-5} \text{eV}^2 < \Delta m_{21}^2 < 9.2 \times 10^{-5} \text{eV}^2 \quad (1)$$

$$0.25 < \sin^2 \theta_{12} < 0.39 \quad (2)$$

$$1.4 \times 10^{-3} \text{eV}^2 < \Delta m_{31}^2 < 3.3 \times 10^{-3} \text{eV}^2 \quad (3)$$

$$\sin^2 2\theta_{23} < 0.9 \quad (4)$$

$$\sin^2 \theta_{13} < 0.044 \quad (5)$$

A series of next generation oscillation experiments have been proposed/planned to measure very precisely the oscillation parameters. Our knowledge on $\Delta m_{31}^2 (\equiv \Delta m_{atm}^2)$ and $\sin^2 \theta_{23} (\equiv \sin^2 \theta_{atm})$ is expected to improve to about 4.5% and 20% accuracy respectively [6], while that on $\Delta m_{21}^2 (\equiv \Delta m_{\odot}^2)$ and $\sin^2 \theta_{12} (\equiv \sin^2 \theta_{\odot})$ could improve to 7% and 16% [7]. The precision on the mixing angle $\sin^2 \theta_{12}$ could be improved further with new reactor experiments [7, 8]. The hitherto unknown mixing angle θ_{13} will be probed in the forthcoming long baseline and reactor experiments [9] to values of $\sin^2 \theta_{13} \lesssim 10^{-3}$ [6]. Any hint of CP violation in the lepton sector will be looked for in the future long baseline experiments. The deviation of θ_{23} from maximality and the sign of $D_{23} \equiv 0.5 - \sin^2 \theta_{23}$ can be experimentally checked in atmospheric neutrino experiments [10]. The sign of Δm_{31}^2 can be probed in either the long baseline experiments or in atmospheric neutrino experiments [11]. It might even be possible to check the sign of Δm_{31}^2 in experiments looking for neutrino-less double beta decay ($0\nu\beta\beta$) [12]. The next generation $0\nu\beta\beta$ experiments are of course expected to improve the limits on the effective mass parameter to $|\langle m \rangle| < 0.03$ eV [13]. Limits on the absolute neutrino mass coming from direct lab measurement is also expected to improve from its current limit of $m_{\beta} < 2.2$ eV to $m_{\beta} < 0.2$ eV [14]. The best current limit that we have on the absolute mass scale comes from cosmological measurements and these will be further improved in the future [15]. Therefore we expect that the neutrino mass matrix will be determined fairly well by the next generation of experiments.

In this paper we will phenomenologically analyze a modified version of the Zee mass matrix which is compatible with the current allowed values of the oscillation parameters. We will study the predictions this model makes for the oscillation parameters and check how it could be tested in the future.

The Zee ansatz is a theoretically attractive model of neutrino masses and mixings [16]. This model needs a very minimal extension of the Higgs content beyond the standard model and one does not necessarily need to invoke supersymmetry. While the most general mass matrix in the Zee model has many more degree of freedoms than can be constrained by oscillation data, a more restricted texture for the Zee mass matrix emerges if one imposes a condition that only one of the two Higgs doublets in the model couples to the charged leptons [17]. This brings an added advantage that the resultant model does not suffer from problems concerning flavor changing neutral currents in the charged lepton sector. This ansatz leads to a neutrino mass matrix which is symmetric and for which the diagonal elements vanish. Therefore this mass matrix has only three real parameters. Consequently, when tested against experimental results, this ansatz falls in a situation which is extremely constrained [18, 19, 20]. This is because one has to predict two mass differences and three mixing angles adjusting only three input parameters. It turns out that though Zee mass matrix can reproduce a maximal $\nu_\mu \leftrightarrow \nu_\tau$ mixing very naturally, it fails to simultaneously reproduce the LMA region of solar neutrino oscillation.

There has been many attempts to modify the Zee mass model [21]. There are mainly three points which are addressed in the literature which were looked into while Zee model was modified. (i) The Yukawa couplings which lead to masses of ordinary quarks and leptons are independent of the Yukawa couplings which generate the neutrino masses radiatively in Zee mechanism. There were attempts to link these two families of Yukawa couplings. (ii) There were attempts to embed the Zee model in grand unified scenarios. (iii) Zee model leads to severe constraint on $\sin^2 2\theta_{12} > 0.99$. There were attempts to modify Zee model which will lead to correct values of $\sin^2 2\theta_{12} \sim 0.85$ which is consistent with the LMA type solution.

We modify the Zee mass matrix by adding a perturbation which is purely diagonal and trace-less. Furthermore the perturbation has only one real parameter. We do not introduce any specific field theoretic model for this extra diagonal elements. This extra piece is introduced in a purely phenomenological fashion. However, the sum of mass eigenvalues will remain zero as the mass matrix is trace-less. It has been shown from very general conditions that a trace-less mass matrix can fit the observed neutrino oscillation data well [22].

Therefore we consider a real symmetric trace-less neutrino mass matrix with four parameters. We show that this real symmetric and trace-less four parameter mass matrix can correctly predict the mass squared differences and mixing angles needed to explain the world neutrino data. Because there are four input parameters and six testable observables are returned, one effectively ends up with two predictions.

We begin in section 2 by briefly reviewing the problems faced and the current status of the original Zee-Wolfenstein ansatz for the mass matrix. We next analyze phenomenologically the mass texture we obtain by modifying the Zee mass matrix by a trace-less diagonal perturbation matrix. We show that this mass matrix can return values of neutrino oscillation parameters consistent with the world neutrino data. In section 3 we briefly discuss the models which could give our neutrino mass texture. We end in section 4 with conclusions.

2 The ansatz and the phenomenology

2.1 The original Zee-Wolfenstein ansatz

In the Zee model [16], under the assumption that only one of the Higgs doublets couple to the charged fermions [17], the neutrino mass matrix assumes the form

$$\mathcal{M}_{Zee} = \begin{pmatrix} 0 & m_{e\mu} & m_{e\tau} \\ m_{e\mu} & 0 & m_{\mu\tau} \\ m_{e\tau} & m_{\mu\tau} & 0 \end{pmatrix}, \quad (6)$$

which is generally referred to as the Zee mass matrix in the literature. It can be shown that the three non-zero entries involved can be taken as real without any loss of generality and thus the Zee mass matrix is described by only 3 real parameters. Redefining $\sin \theta = \frac{m_{e\mu}}{m_0}$, $\cos \theta = \frac{m_{e\tau}}{m_0}$, and $\epsilon = \frac{m_{\mu\tau}}{m_0}$ we get

$$\mathcal{M}_{Zee} = m_0 \begin{pmatrix} 0 & \sin \theta & \cos \theta \\ \sin \theta & 0 & \epsilon \\ \cos \theta & \epsilon & 0 \end{pmatrix}. \quad (7)$$

Note that one of the main characteristics of this mass matrix is its trace-less condition [22]. Since the Zee matrix is real, this implies that the sum of its eigenvalues vanishes,

$$m_1 + m_2 + m_3 = 0 \quad (8)$$

This along with the condition that ee element of \mathcal{M}_{Zee} is exactly zero, leads one to conclude that the only neutrino mass spectrum allowed in this scheme is the inverted hierarchy [18].

If in addition we impose a $L_e - L_\mu - L_\tau$ lepton family symmetry [23, 24], the entry ϵ goes to zero and the resultant matrix reproduces bimaximal neutrino mixing as long as $\theta = \pi/4$ ¹. It also predicts $\Delta m_{21}^2 = 0$. To get a non-zero value for Δm_{21}^2 one has to break the $L_e - L_\mu - L_\tau$ lepton family symmetry slightly, such that ϵ is still smaller than the entries $\cos \theta$ and $\sin \theta$, with the difference between the respective magnitudes determined by the extent to which $L_e - L_\mu - L_\tau$ is broken. However, even though this small breaking of the symmetry explains the solar mass squared splitting, it fails to drive the solar mixing angle far away from maximal mixing as required by the data. In fact, up to first order in the small parameter ϵ , the solar mass splitting and solar mixing angle is given by [20]

$$\Delta m_{21}^2 \simeq 2m_0^2 \epsilon \sin 2\theta, \quad (9)$$

$$\sin^2 \theta_{12} = \frac{1}{2} - \frac{\epsilon}{4} \sin 2\theta. \quad (10)$$

¹In fact it necessarily produces a maximal solar mixing angle and $U_{e3} = 0$, while the atmospheric mixing angle is free to be determined by the value of θ which could take any possible value.

This implies that the deviation of $\sin^2 \theta_{12}$ from maximality $D_{12} \equiv 0.5 - \sin^2 \theta_{12}$ is given by

$$D_{12} = \frac{1}{2} - \frac{1}{8}R \sin 2\theta, \quad (11)$$

where we have used $\Delta m_{31}^2 \simeq m_0^2$. Since from the world neutrino data we expect the ratio $R \equiv \Delta m_{21}^2 / \Delta m_{31}^2$ to lie between $[0.022 - 0.066]$, the maximum deviation of $\sin^2 \theta_{12}$ from its maximal value that we can have in this model is 0.00825. This is in stark contradiction to the solar neutrino data, which predicts a deviation of at least $D_{12} > 0.11$ at the 3σ C.L. In fact, the condition $D_{12} < 0.00825$ is ruled out at more than 6σ from the solar neutrino data – meaning that the simple Zee-Wolfenstein ansatz is disfavored by the data at more than 6σ C.L.

2.2 The perturbed Zee ansatz

We add to the mass matrix Eq. (6) another perturbation matrix which is diagonal and trace-less.

$$\mathcal{M} = \begin{pmatrix} 0 & m_{e\mu} & m_{e\tau} \\ m_{e\mu} & 0 & m_{\mu\tau} \\ m_{e\tau} & m_{\mu\tau} & 0 \end{pmatrix} + \begin{pmatrix} -2m & 0 & 0 \\ 0 & m & 0 \\ 0 & 0 & m \end{pmatrix}. \quad (12)$$

Redefining $\sin \theta = \frac{m_{e\mu}}{m_0}$, $\cos \theta = \frac{m_{e\tau}}{m_0}$, $\epsilon = \frac{m_{\mu\tau}}{m_0}$ and $\delta = \frac{m}{m_0}$ we get,

$$\mathcal{M} = m_0 \begin{pmatrix} -2\delta & \sin \theta & \cos \theta \\ \sin \theta & \delta & \epsilon \\ \cos \theta & \epsilon & \delta \end{pmatrix}. \quad (13)$$

An additional $\nu_\mu \leftrightarrow \nu_\tau$ symmetry [25] will force $\theta = \pi/4$ and simultaneously $\epsilon = \delta$ giving

$$\mathcal{M}' = m_0 \begin{pmatrix} -2\delta & \frac{1}{\sqrt{2}} & \frac{1}{\sqrt{2}} \\ \frac{1}{\sqrt{2}} & \delta & \delta \\ \frac{1}{\sqrt{2}} & \delta & \delta \end{pmatrix}. \quad (14)$$

This form of the mass matrix has been independently derived from SU(3) global flavor symmetry [26]. However, in this case U_{e3} is strictly zero and θ_{23} is strictly maximal². We will work in a scenario where ϵ can be different from δ , while both are kept small compared to $\cos \theta$ and $\sin \theta$. We will also let θ to take any possible value. This would results in θ_{23} deviating from maximal and U_{e3} from zero and would enable us to relate the deviation of θ_{12} from its maximal value to explain the LMA solution, to the deviation of θ_{23} and U_{e3} from their maximal and null values respectively.

In the limit that δ and ϵ are considered small, we keep only up to the first order terms in these parameters and obtain ³

$$\Delta m_{21}^2 \simeq m_0^2(-2\delta + 2\epsilon \sin 2\theta), \quad (15)$$

²We will discuss this case again towards the end of this section.

³Note that the neutrino mass hierarchy predicted in this model is inverted and $\text{sgn}(\Delta m_{31}^2)$ is negative.

$$|\Delta m_{31}^2| \simeq m_0^2 , \quad (16)$$

$$\sin^2 \theta_{12} \simeq \frac{1}{2} - \frac{1}{4}(3\delta + \epsilon \sin 2\theta) , \quad (17)$$

$$\tan^2 \theta_{23} \simeq \frac{1}{\tan^2 \theta} , \quad (18)$$

$$U_{e3} \simeq \sqrt{2}\epsilon \cos 2\theta . \quad (19)$$

From these expressions we note that the deviation of θ_{23} from its maximal value is directly related to the deviation of U_{e3} from zero and in this model the two are related through

$$U_{e3} = \sqrt{2}\epsilon \left(\frac{\tan^2 \theta_{23} - 1}{\tan^2 \theta_{23} + 1} \right) . \quad (20)$$

Requiring that $0.022 < R < 0.066$ ($R \equiv \Delta m_{21}^2 / \Delta m_{31}^2$) to satisfy the experimental data, we derive the condition using Eqs. (15) and (16)

$$0.011 < (-\delta + \epsilon \sin 2\theta) < 0.033 . \quad (21)$$

We further note that neither θ_{23} nor U_{e3} are dependent on the value of δ and depend on ϵ and θ only. The solar mixing angle on the other hand is given from a combination of δ and ϵ . From the condition that $\sin^2 \theta_{12} < 0.39$ at 3σ , we derive that

$$3\delta + \epsilon \sin 2\theta > 0.44 . \quad (22)$$

One can check that Eqs. (21) and (22) are completely compatible. This implies that our ansatz for the neutrino mass matrix should be completely compatible with world neutrino data. Combining Eq. (22) with Eq. (21) we get the approximate conditions

$$0.107 < \delta < 0.242 , \quad (23)$$

$$\frac{0.119}{\sin 2\theta} < \epsilon < \frac{0.275}{\sin 2\theta} . \quad (24)$$

We show in Fig. 2 the values of the parameters ϵ and δ for which our mass matrix predicts values for the oscillation parameters consistent within their current 3σ allowed limits (given in Eq. (1)-(5)). The parameter θ of the mass matrix is allowed to vary freely and we show the results for three different values of m_0 given in the caption of Fig. 2. The allowed values for δ and ϵ roughly are seen to correspond to those given by Eqs. (23) and (24). In Table 1 we give the values of the oscillation parameters predicted by our mass matrix for a fixed set of m_0 , θ , ϵ and δ .

If we denote the deviation of θ_{12} from its maximal value by $D_{12} = 0.5 - \sin^2 \theta_{12}$ and deviation of θ_{23} from maximality by $D_{23} = 0.5 - \sin^2 \theta_{23}$, then

$$D_{12} = \frac{1}{4} \left(3\delta + \epsilon \sqrt{1 - 4D_{23}^2} \right), \quad (25)$$

while the deviation of U_{e3} from the value of zero is given by

$$U_{e3} = 2\sqrt{2}\epsilon D_{23}. \quad (26)$$

We show in Fig. 3 the ranges of oscillation parameters predicted by our neutrino mass matrix. In this figure we fix m_0^2 at 0.0015 eV² (red dots), 0.002 eV² (green dots) and 0.003 eV² (blue dots) and let ϵ , δ and θ take on any possible value such that the world neutrino data is satisfied at the 3σ C.L. The left panels show the correlation between the predicted mixing angles while the right panels give the variation of the ratio R with the mixing angles. Note that while the predicted mixing angles and R themselves are independent of m_0^2 , the apparent dependence seen in the figure comes from the fact that the mass matrix has to simultaneously explain the individual mass squared differences Δm_{21}^2 and Δm_{31}^2 , which depend on m_0^2 .

We next turn our attention to the predicted value for the effective mass $|\langle m \rangle|$ that can be observed in neutrino-less double beta decay ($0\nu\beta\beta$) experiments. Since this is given by just the modulus of the ee element of the mass matrix, the predicted effective mass in $0\nu\beta\beta$ is

$$|\langle m \rangle| = 2m_0\delta. \quad (27)$$

The prediction for square of the mass observed in tritium beta decay experiments is

$$m_\beta^2 \simeq \frac{m_0^2}{2} [2 + \epsilon \sin 2\theta], \quad (28)$$

while the sum of the masses which is constrained from cosmology is predicted in our model to be

$$\sum_i |m_i| \simeq 2m_0 \left[1 + \frac{1}{2}(\delta - \epsilon \sin 2\theta) \right]. \quad (29)$$

The three observables which depend on the absolute value of the neutrino masses are related in our model as

$$\sum_i |m_i| \simeq \frac{|\langle m \rangle|}{2} - \frac{2m_\beta^2}{m_0} + 4m_0. \quad (30)$$

Note that while $|\langle m \rangle|$ depends on δ , m_β^2 on ϵ and θ and $\sum_i |m_i|$ on ϵ , δ and θ , their combination Eq. (30) depends only on m_0 . We show in Fig. 4 the predicted values for the observables in tritium beta decay (m_β), $0\nu\beta\beta$ ($|\langle m \rangle|$) and cosmology ($\sum_i |m_i|$) in the

	Texture parameters				$\sin^2 2\theta_\odot$	$\sin^2 2\theta_{atm}$	Δm_\odot^2 (eV ²)	Δm_{atm}^2 (eV ²)	U_{e3}
	m_0	ϵ	δ	θ					
1	0.039	0.21	0.21	$\pi/4$	0.85	1.0	0	1.8×10^{-3}	0
2	0.039	0.21	0.236	0.84	0.82	0.99	9.0×10^{-5}	1.8×10^{-3}	0.019
3	0.039	0.21	0.236	0.73	0.82	0.99	9.0×10^{-5}	1.8×10^{-3}	0.019

Table 1: Some specific values of input parameters and outputs. In figures more details can be found. It can be noted that atmospheric mixing angle deviates from strict maximality when a non-zero U_{e3} is returned.

left panels. The right panels show the correlation between the effective mass $|\langle m \rangle|$ and the oscillation parameters.

We reiterate that our mass matrix has four input parameters namely m_0 , δ , ϵ and θ . The overall mass scale as well as the mass squared differences are controlled by m_0 , whereas it does not influence the mixing angles at all. Thus m_0 , which is constrained by the solar and atmospheric mass squared differences will have an upper bound coming from experiments on beta decay, neutrinoless double beta decay and cosmology. The mixing angles are controlled by the three other parameters, namely, δ , ϵ and θ . If we impose the condition of maximal θ_{23} on the mass matrix, then we must have $\theta = \pi/4$ (cf. Eq. (18)). If we had a S_2 exchange symmetry between the second and the third generation ($\nu_\mu \leftrightarrow \nu_\tau$), we will get $\theta = \pi/4$. However, this symmetry also makes $\epsilon = \delta$ and we get the mass matrix given by Eq. (14). The predicted values of the oscillation parameters for this case is given by the first row of Table 1. As discussed before, in this case the mixing angle θ_{23} is exactly maximal, while U_{e3} is exactly zero. However, note that the solar mass squared difference Δm_{21}^2 is also exactly zero. That the predicted θ_{23} is maximal, $U_{e3} = 0$ and $\Delta m_{21}^2 = 0$ in this case, can also be seen from Eqs. (18), (19) and (15) respectively. This mass matrix is therefore phenomenologically untenable. In order to be able to explain the neutrino oscillation data, this exchange symmetry will have to be broken. This case, as discussed in detail above, is consistent with all observations. The braking of the symmetry forces $\delta \neq \epsilon$ giving a small Δm_{21}^2 and $\theta \neq \pi/4$ causing θ_{23} to deviate from maximality and U_{e3} from zero – all of which are naturally small, being protected by the approximate S_2 symmetry.

3 Discussions on possible models

Let us write Eq. (12) as

$$\mathcal{M}_{ij} = X_{ij} + Y_{ij} \quad (31)$$

Here X_{ij} is the symmetric off-diagonal part and Y_{ij} is purely diagonal and trace-less. In this paper we work with $SU(3)_F$ symmetry as was used in [26] but we consider a further step. We introduce $SU(3)_F$ symmetry breaking also; which is obtained by the VEV of an octet Higgs H_8

$$SU(3)_F \xrightarrow{H_8} SU(2)_F \times U(1)_F \quad (32)$$

Leptons are triplets and antileptons are antitriplets whereas quarks are singlets. When $SU(3)_F$ symmetry is broken, electron generation becomes a singlet whereas second and third generation remains as a doublet of $SU(2)_F$. This helps maximal mixing of atmospheric neutrinos.

$$\begin{pmatrix} L_e \\ L_\mu \\ L_\tau \end{pmatrix} \rightarrow L_e + \begin{pmatrix} L_\mu \\ L_\tau \end{pmatrix} \quad (33)$$

$$\begin{pmatrix} e^c \\ \mu^c \\ \tau^c \end{pmatrix} \rightarrow e^c + \begin{pmatrix} \mu^c \\ \tau^c \end{pmatrix} \quad (34)$$

It is easy to see that this symmetry breaking pattern will be obtained if H_8 gets a VEV of the form

$$\langle H_8 \rangle = \begin{pmatrix} -2 & 0 & 0 \\ 0 & 1 & 0 \\ 0 & 0 & 1 \end{pmatrix} v \quad (35)$$

For explaining this let us write down how $SU(3)_F$ representations transform under $SU(2)_F \times U(1)_F$.

$$3 \rightarrow (1, -2) + (2, 1) \quad (36)$$

$$\bar{3} \rightarrow (1, 2) + (2, -1) \quad (37)$$

$$8 \rightarrow (2, 3) + (2, -3) + (1, 0) + (3, 0) \quad (38)$$

Neither 3 nor $\bar{3}$ can get VEVs because then we will also break the residual symmetry $SU(2)_F \times U(1)_F$. The (1, 0) component of 8 must get the VEV; because that will leave the residual $SU(2)_F \times U(1)_F$ intact. In matrix form the (1,0) component of the octet H_8 is written in Eq. 35. The 2×2 submatrix in the lower right hand corner is a unit matrix so this 2×2 submatrix is a $SU(2)$ singlet. The trace is vanishing so $U(1)_F$ quantum number is zero. Thus this specific symmetry breaking pattern fixes the form of VEV given in Eq. 35.

From the form of the VEV we can see that a residual $SU(2)_F$ symmetry remains among the second and the third generation which assures maximality of mixing. The list of leptons Higgs scalars and their $SU(3)_F \times SU(3)_c \times SU(2)_L \times U(1)_Y$ representations are

FERMIONS

$$L = (3, 1, 2, -1/2) \quad (39)$$

$$l^c = (\bar{3}, 1, 1, 1) \quad (40)$$

ZEE MODEL SCALARS

$$\phi_0 = (1, 1, 2, -1/2) \quad (41)$$

$$\phi_1 = (3, 1, 2, -1/2) \quad (42)$$

$$\chi = (3, 1, 1, 1) \quad (43)$$

$$\eta = (1, 1, 2, -1/2) \quad (44)$$

EXTRA SCALARS

$$\Delta_L = (3, 1, 3, 1) \quad (45)$$

$$H_8 = (8, 1, 1, 0) \quad (46)$$

$$(47)$$

First let us explain Y_{ij} term of Eq. (31). The Higgs field Δ_L is a $SU(2)_L \times U(1)_Y$ triplet as well as a flavor triplet which couples to ν_i and ν_j and gives a direct left handed Majorana mass term of the form $f_{ij}\nu_i\nu_j v_L$, where v_L is very small. This mass term acts as the diagonal and trace-less perturbation if the Yukawa coupling f_{ij} is diagonal and trace-less.

Let us explain why the coupling f_{ij} is of this specific form which is diagonal and trace-less. The reason is that it has its origin in a higher dimensional operator of the $SU(3)$ flavor group,

$$\frac{f}{M}(3 \times 3 \times 3 \times 8) = \frac{f}{M} L L \Delta_L < H_8 > \quad (48)$$

At this stage the coupling f does not have any generation index. Putting the value of $< H_8 >$ from Eqn (35) we get the generation indices as,

$$f_{ij} L_i L_j \Delta_L \quad (49)$$

Now f_{ij} retains the symmetry between the second and third generation as well as it is diagonal and trace-less.

In the X_{ij} term of Eq. (31) is symmetric with diagonal entries vanishing. It can be generated by the following diagram in Fig 1 in a Zee type model in the presence of our $SU(3)_F$ flavor symmetry. The VEV of $\phi_1(\bar{3})$ is of the order of electroweak scale. This diagram has been studied very well in the literature. The off diagonal mass matrix is of the form

$$m_{ij} \propto g_{ij} (m_j^2 - m_i^2) \quad (50)$$

Here g_{ij} is an off-diagonal Yukawa coupling [16, 17]. Actually g_{ij} controls the coupling strength between two lepton doublets and the charged Higgs χ^+ in Fig 1. Therefore $SU(2)_L$ antisymmetry forces it to be off-diagonal. So, when we multiply g_{ij} by $(m_j^2 - m_i^2)$ the product becomes symmetric with vanishing diagonal elements.

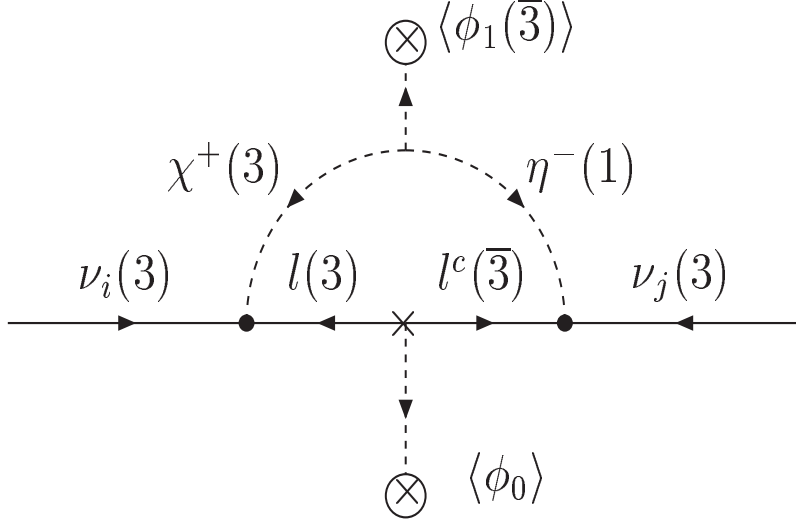


Figure 1: Extra $SU(2)_L$ doublet ϕ_1 transform as $\bar{3}$ of $SU(3)$ flavor. It does not couple to fermions at tree level. Quarks do not feel $SU(3)$ flavor in this model. Leptons and antileptons are triplets and antitriplets of $SU(3)$ flavor. χ is a $SU(2)_L$ singlet whereas η is a doublet as in minimal Zee model. In bracket we have displayed the $SU(3)$ flavor quantum numbers.

Many different models, in principle, can be constructed which are aesthetically more appealing than this, which will lead to Eq. (12). We do not know which one is right and which is wrong. Typically the first part may be generated by a modified Zee type mechanism and the second part may be generated by a Higgs mechanism or a see-saw mechanism or vice-versa. In this paper we do not focus on the details of the model building apart from citing an example. More models and details based on various flavor groups, will be presented in a future paper [27]. Here we have added the diagonal and trace-less perturbation on a purely phenomenological basis.

4 Conclusions

In this paper we have tried to generate simultaneously a non-zero U_{e3} and LMA solar neutrino mixing angle in a Zee type model by putting in a diagonal and trace-less perturbation. While doing so we have succeeded to keep Δm_{21}^2 and Δm_{31}^2 as well as the atmospheric mixing angle within experimentally allowed ranges. The resulting mass matrix texture is symmetric and trace-less. It has four input parameters and six outputs therefore giving two predictions. When atmospheric neutrino mixing angle is strictly maximal, U_{e3} vanishes. However when atmospheric neutrino mixing angle deviates from strict

maximality, a non-vanishing U_{e3} emerges. We studied the correlations between the different oscillation parameters as well as observables depending on the absolute neutrino mass scale, such as the effective mass in neutrino-less double beta decay, mass parameter relevant in beta decay and the sum of the neutrino masses relevant for cosmology. The neutrino mass hierarchy is predicted to be inverted and the oscillation parameters given by this mass matrix are well within the reach of future experiments.

5 Acknowledgements

Work of B.B was financially supported by UGC, New Delhi, under the grant number F.PSU-075/05-06.

References

- [1] B. T. Cleveland *et al.*, *Astrophys. J.* **496**, 505 (1998); V. Gavrin, Talk at Neutrino 2006, Santa Fe, USA, June 14-20, 2006; S. Fukuda *et al.* [Super-Kamiokande Collaboration], *Phys. Lett. B* **539**, 179 (2002); B. Aharmim *et al.* [SNO Collaboration], *Phys. Rev. C* **72**, 055502 (2005).
- [2] T. Araki *et al.* [KamLAND Collaboration], *Phys. Rev. Lett.* **94**, 081801 (2005).
- [3] Y. Ashie *et al.* [Super-Kamiokande Collaboration], *Phys. Rev. D* **71**, 112005 (2005).
- [4] E. Aliu *et al.* [K2K Collaboration], *Phys. Rev. Lett.* **94**, 081802 (2005).
- [5] M. Maltoni *et al.*, *New J. Phys.* **6**, 122 (2004), hep-ph/0405172; S. Choubey, arXiv:hep-ph/0509217; A. Bandyopadhyay *et al.*, *Phys. Lett. B* **608**, 115 (2005); G. L. Fogli *et al.*, *Prog. Part. Nucl. Phys.* **57**, 742 (2006).
- [6] P. Huber *et al.*, *Phys. Rev. D* **70**, 073014 (2004).
- [7] A. Bandyopadhyay, S. Choubey and S. Goswami, *Phys. Rev. D* **67**, 113011 (2003); A. Bandyopadhyay *et al.*, *Phys. Rev. D* **72**, 033013 (2005).
- [8] S. Choubey and S. T. Petcov, *Phys. Lett. B* **594**, 333 (2004).
- [9] K. Anderson *et al.*, arXiv:hep-ex/0402041.
- [10] S. Choubey and P. Roy, *Phys. Rev. D* **73**, 013006 (2006); M. C. Gonzalez-Garcia, M. Maltoni and A. Y. Smirnov, *Phys. Rev. D* **70**, 093005 (2004).
- [11] S. T. Petcov and T. Schwetz, *Nucl. Phys. B* **740**, 1 (2006); R. Gandhi *et al.*, *Phys. Rev. D* **73**, 053001 (2006).

- [12] For recent analyzes see: S. Pascoli, S. T. Petcov and T. Schwetz, Nucl. Phys. B **734**, 24 (2006); S. Choubey and W. Rodejohann, Phys. Rev. D **72**, 033016 (2005).
- [13] S. Schonert, talk at Neutrino 2006, Santa Fe, USA, June 14-20, 2006.
- [14] Peter Doe, talk at Neutrino 2006, Santa Fe, USA, June 14-20, 2006.
- [15] S. Dodelson, talk at Neutrino 2006, Santa Fe, USA, June 14-20, 2006.
- [16] A. Zee, Phys. Lett. B **93**, 389 (1980) [Erratum-ibid. B **95**, 461 (1980)].
- [17] L. Wolfenstein, Nucl. Phys. B **175**, 93 (1980).
- [18] X. G. He, Eur. Phys. J. C **34**, 371 (2004).
- [19] P. H. Frampton and S. L. Glashow, Phys. Lett. B **461**, 95 (1999); P. H. Frampton, M. C. Oh and T. Yoshikawa, Phys. Rev. D **65**, 073014 (2002).
- [20] B. Brahmachari and S. Choubey, Phys. Lett. B **531**, 99 (2002).
- [21] T. Kitabayashi, M. Yasue, Int. J. Mod. Phys. **A17** 2519 (2002); K. Hasegawa, C.S. Lim, K. Ogure, Phys. Rev. **D68** 053006 (2003); K. R. S. Balaji, W. Grimus and T. Schwetz, Phys. Lett. B **508**, 301 (2001).
- [22] D. Black, A. H. Fariborz, S. Nasri and J. Schechter, Phys. Rev. D **62**, 073015 (2000); X. G. He and A. Zee, Phys. Rev. D **68**, 037302 (2003); W. Rodejohann, Phys. Lett. B **579**, 127 (2004); S. S. Masood, S. Nasri and J. Schechter, Phys. Rev. D **71**, 093005 (2005).
- [23] C. Jarlskog, M. Matsuda, S. Skadhauge, M. Tanimoto, Phys. Lett. **B449**, 240 (1999).
- [24] S. T. Petcov, Phys. Lett. B **110**, 245 (1982); for more recent studies see, e.g., R. Barbieri *et al.*, JHEP **9812**, 017 (1998); A. S. Joshipura and S. D. Rindani, Eur. Phys. J. C **14**, 85 (2000); R. N. Mohapatra, A. Perez-Lorenzana and C. A. de Sousa Pires, Phys. Lett. B **474**, 355 (2000); Q. Shafi and Z. Tavartkiladze, Phys. Lett. B **482**, 145 (2000). L. Lavoura, Phys. Rev. D **62**, 093011 (2000); W. Grimus and L. Lavoura, Phys. Rev. D **62**, 093012 (2000); T. Kitabayashi and M. Yasue, Phys. Rev. D **63**, 095002 (2001); A. Aranda, C. D. Carone and P. Meade, Phys. Rev. D **65**, 013011 (2002); K. S. Babu and R. N. Mohapatra, Phys. Lett. B **532**, 77 (2002); H. J. He, D. A. Dicus and J. N. Ng, Phys. Lett. B **536**, 83 (2002) H. S. Goh, R. N. Mohapatra and S. P. Ng, Phys. Lett. B **542**, 116 (2002); G. K. Leontaris, J. Rizos and A. Psallidas, Phys. Lett. B **597**, 182 (2004).
- [25] T. Fukuyama and H. Nishiura, hep-ph/9702253; R. N. Mohapatra and S. Nussinov, Phys. Rev. D **60**, 013002 (1999); E. Ma and M. Raidal, Phys. Rev. Lett. **87**, 011802 (2001); C. S. Lam, Phys. Lett. B **507**, 214 (2001); P.F. Harrison and W. G. Scott, Phys. Lett. B **547**, 219 (2002); T. Kitabayashi and M. Yasue, Phys. Rev. D **67**, 015006

(2003); W. Grimus and L. Lavoura, Phys. Lett. B **572**, 189 (2003); J. Phys. G **30**, 73 (2004); Y. Koide, Phys. Rev. D **69**, 093001 (2004); A. Ghosal, hep-ph/0304090; W. Grimus, A. S. Joshipura, S. Kaneko, L. Lavoura, H. Sawanaka, M. Tanimoto, Nucl. Phys. B **713**, 151 (2005); R. N. Mohapatra, SLAC Summer Inst. lecture; <http://www-conf.slac.stanford.edu/ssi/2004>; JHEP **0410**, 027 (2004); A. de Gouvea, Phys. Rev. D **69**, 093007 (2004); S. Choubey and W. Rodejohann, Eur. Phys. J. C **40**, 259 (2005); R. N. Mohapatra and W. Rodejohann, Phys. Rev. D **72**, 053001 (2005); R. N. Mohapatra and S. Nasri, Phys. Rev. D **71**, 033001 (2005); R. N. Mohapatra, S. Nasri and H. B. Yu, Phys. Lett. B **615**, 231 (2005); Phys. Rev. D **72**, 033007 (2005); Y. H. Ahn *et al.*, Phys. Rev. D **73**, 093005 (2006); T. Ota and W. Rodejohann, Phys. Lett. B **639**, 322 (2006); K. Fuki, M. Yasue, hep-ph/0608042.

- [26] Riazuddin, e-Print Archive: hep-ph/0509124
- [27] B. Brahmachari and S. Choubey, in preparation.
- [28] R. Slansky, Phys. Rept. **79** 128 (1981).

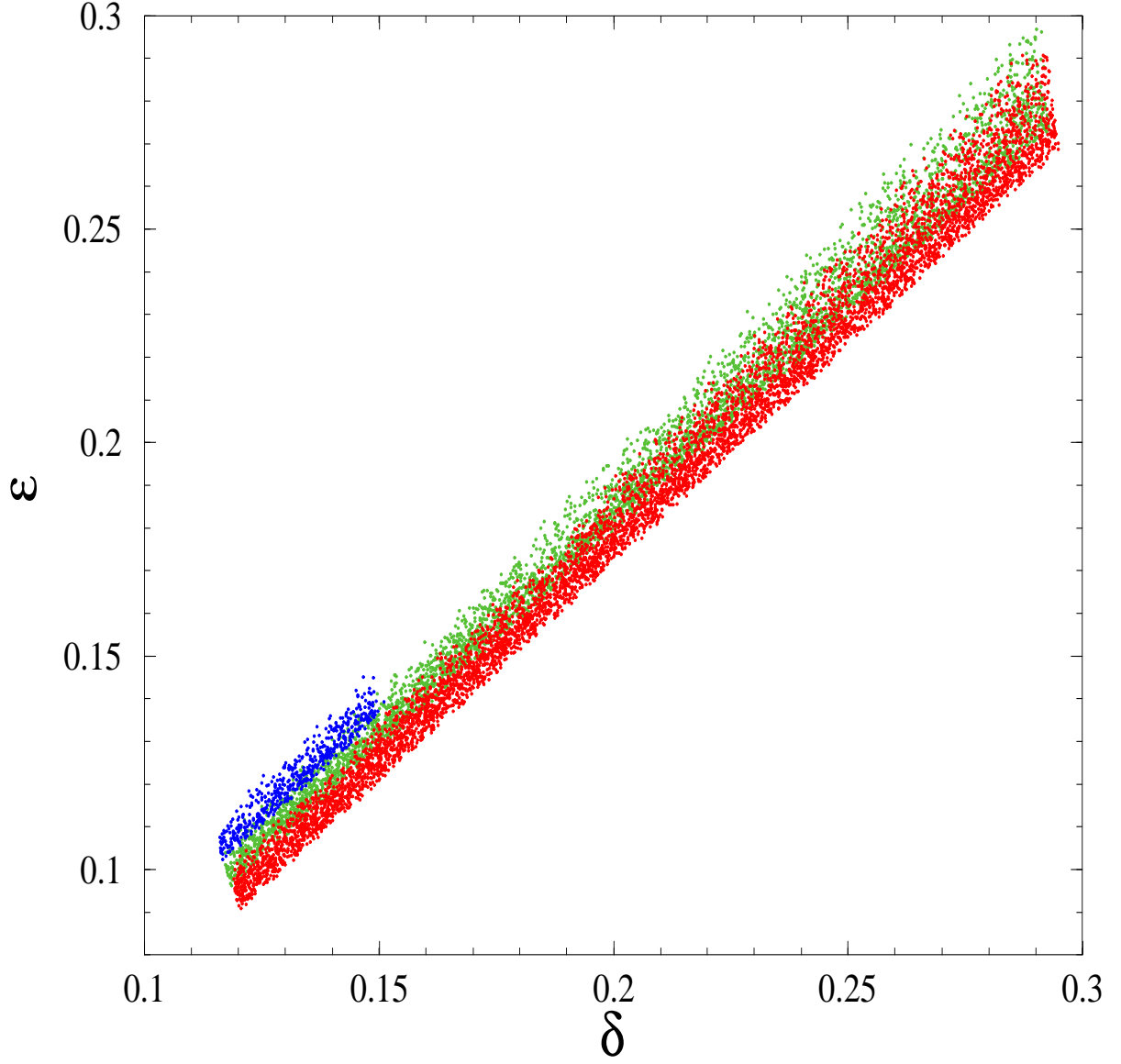


Figure 2: The values of ϵ and δ which satisfy the current 3σ limits from the world neutrino data. The red dots correspond to $m_0^2 = 0.0015 \text{ eV}^2$, the green dots to $m_0^2 = 0.002 \text{ eV}^2$ and the blue dots to $m_0^2 = 0.003 \text{ eV}^2$. The parameter θ of the mass matrix is allowed to take any possible value.

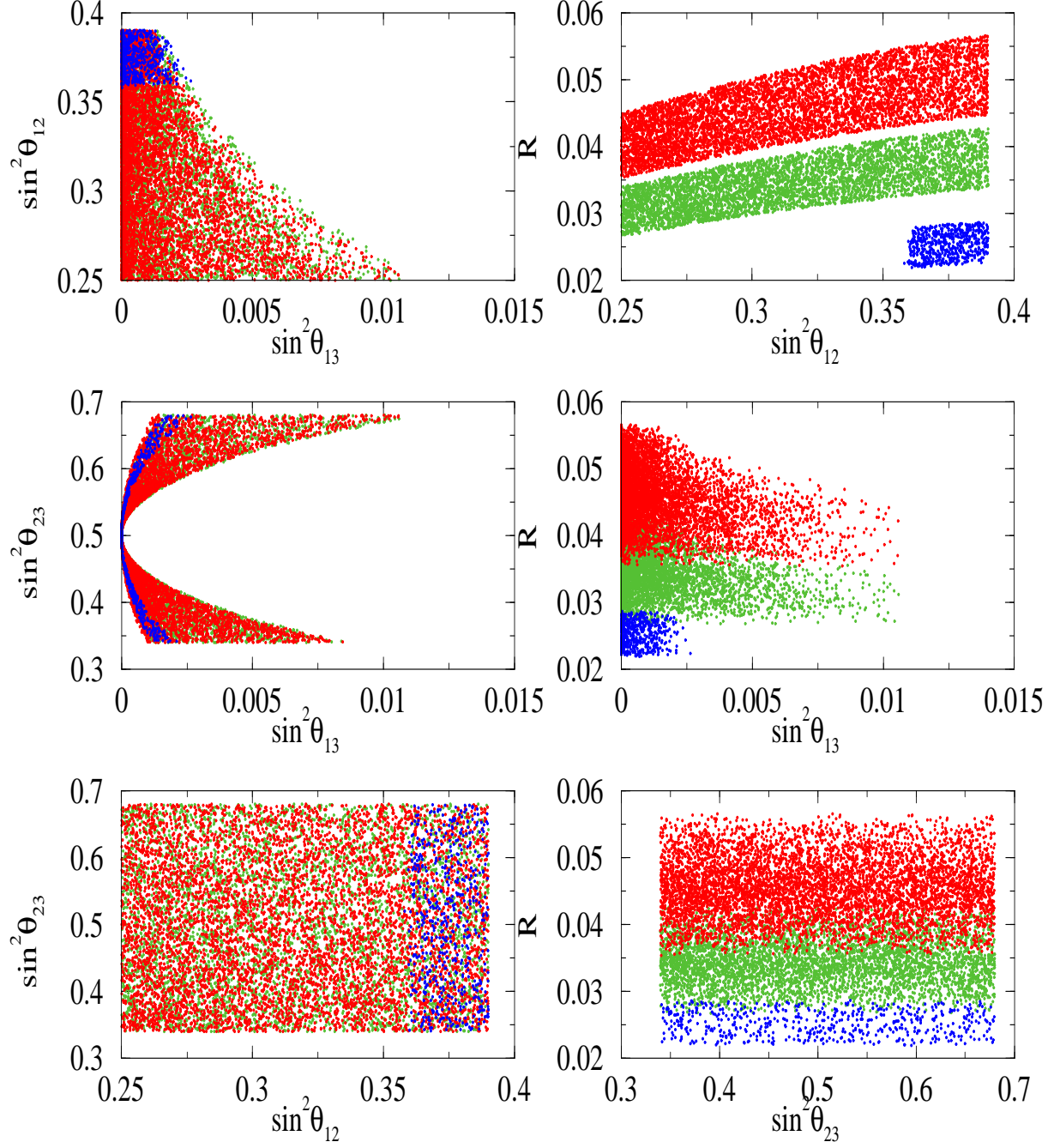


Figure 3: Scatter plot showing the correlation between the values of the oscillation parameters allowed by our perturbed Zee mass matrix. The red dots correspond to $m_0^2 = 0.0015 \text{ eV}^2$, the green dots to $m_0^2 = 0.002 \text{ eV}^2$ and the blue dots to $m_0^2 = 0.003 \text{ eV}^2$.

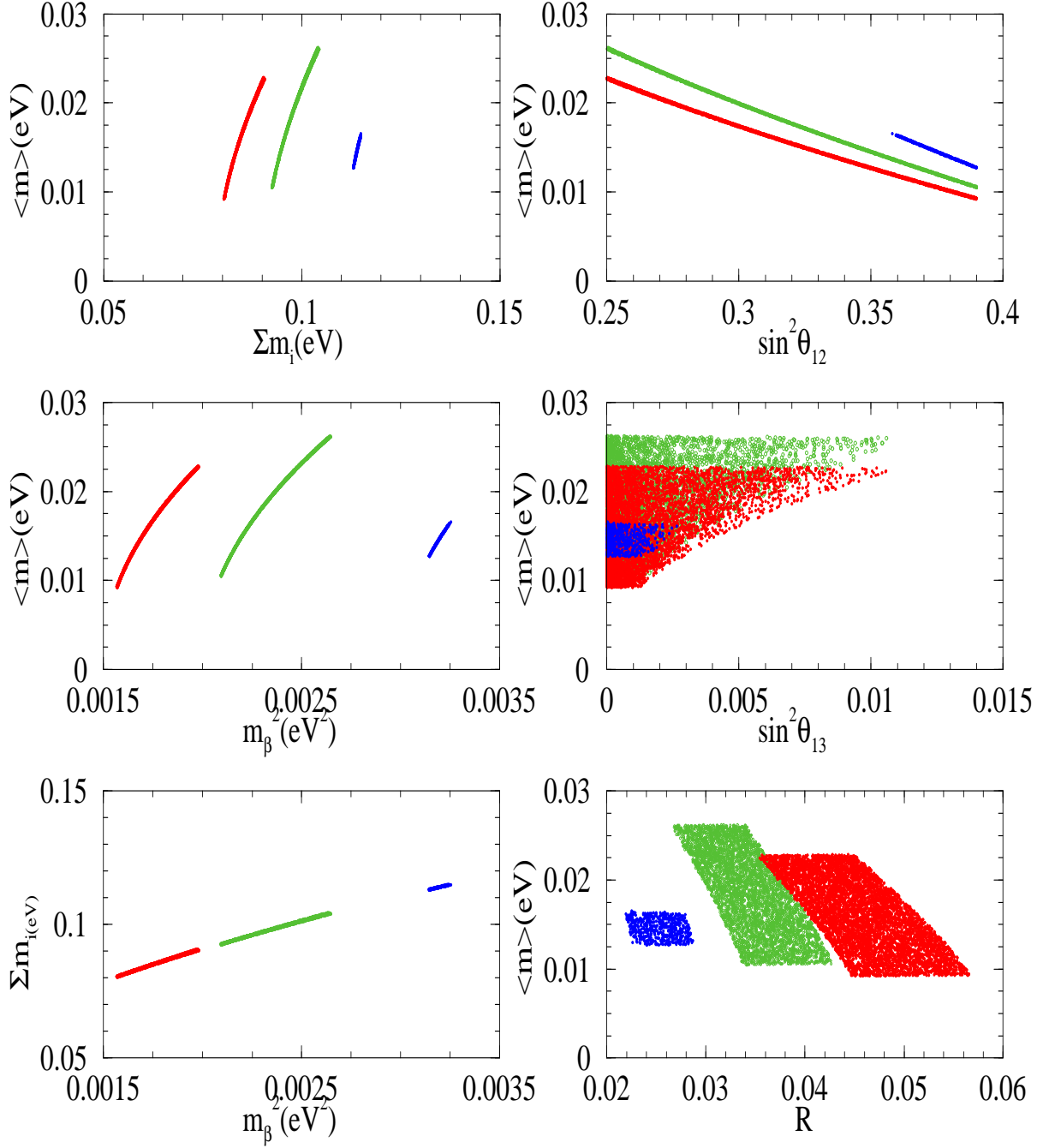


Figure 4: Left columns give the scatter plots showing the correlation between the values of $\langle m \rangle$, Σm_i and m_β allowed by our perturbed Zee mass matrix. Right columns show the correlations between $\langle m \rangle$ and the mixing angles and ratio R . The red dots correspond to $m_0^2 = 0.0015 \text{ eV}^2$, the green dots to $m_0^2 = 0.002 \text{ eV}^2$ and the blue dots to $m_0^2 = 0.003 \text{ eV}^2$.