

Flavor effects on leptogenesis predictions

Steve Blanchet and Pasquale Di Bari

Max-Planck-Institut für Physik

(Werner-Heisenberg-Institut)

Föhringer Ring 6, 80805 München

December 2, 2024

Abstract

We show that flavor effects in leptogenesis reduce the region of the see-saw parameter space where the final predictions do not depend on the initial conditions, the strong wash-out regime. In this case the lowest bounds holding on the lightest right-handed (RH) neutrino mass and on the reheating temperature for hierarchical heavy neutrinos do not get relaxed compared to the usual ones in the one-flavor approximation, $M_1(T_{\text{reh}}) \gtrsim 3(1.5) \times 10^9 \text{ GeV}$. Flavor effects can however relax down to these minimal values the lower bounds holding for fixed large values of the decay parameter K_1 . We discuss a relevant definite example showing that, when the known information on the neutrino mixing matrix is employed, the lower bounds for $K_1 \gg 10$ are relaxed by a factor 2-3 for light hierarchical neutrinos, without any dependence on θ_{13} and on possible phases. On the other hand, going beyond the limit of light hierarchical neutrinos and taking into account Majorana phases, the lower bounds can be relaxed by one order of magnitude. Therefore, Majorana phases can play an important role in leptogenesis when flavor effects are included.

1 Introduction

The see-saw mechanism [1] is a simple and elegant way to understand neutrino masses and their lightness compared to all other fermions. At the same time, with leptogenesis [2], the see-saw offers an attractive model to explain the matter-antimatter asymmetry of the Universe. The asymmetry is produced in the decays of the very heavy RH neutrinos, necessary for the see-saw mechanism to work, generating a $B - L$ asymmetry in the form of a lepton asymmetry partly converted into a baryon asymmetry by sphaleron processes if temperatures are larger than about 100 GeV [3].

Calculations have been typically performed within a one-flavor approximation, assuming that the final total $B - L$ asymmetry is not sensitive to the dynamics of the individual $B/3 - L_\alpha$ asymmetries. In this case it has been noticed [4, 5] that current neutrino mixing data favor leptogenesis to lie in a region of the parameter space where thermal equilibrium sets up prior to the freeze-out of the final asymmetry and therefore, if the temperature of the early Universe is large enough, the final asymmetry does not depend on the initial conditions.

For a hierarchical heavy neutrino spectrum, successful leptogenesis requires the mass of the lightest [6] or of the next-to-lightest [7] RH neutrino to be large enough, if the RH neutrino production occurs through scatterings in the thermal plasma. In this case there is also an associated lower bound on the initial temperature of the radiation-dominated regime in the early Universe, to be identified with the reheating temperature, T_{reh} , within inflation. Being independent of the initial conditions, these bounds are particularly relevant, since they appear as an intrinsic feature of leptogenesis.

Recently it has been pointed out that flavor effects can strongly modify leptogenesis predictions [8, 9, 10, 11, 12, 13, 14]. In this work we investigate how the dependence on the initial conditions and the lower bounds on the RH neutrino masses and on the reheating temperature are modified when flavor effects are included. The calculations are presented within the hierarchical limit for the spectrum of the heavy neutrino masses, and more specifically in the lightest RH neutrino dominated scenario ($N_1\text{DS}$), where the final asymmetry is dominantly produced by the lightest RH neutrino decays. In the second Section we set up the notation and the kinetic equations. In the third Section we analyze how flavor effects modify the dependence on the initial conditions. In the fourth Section we perform explicit calculations for a specific but significant example. In the Appendix we discuss the role of $\Delta L = 1$ scatterings, showing how they introduce just a correction to the results.

2 General set-up

Adding to the Standard Model Lagrangian three RH neutrinos with a Yukawa coupling matrix h and a Majorana mass matrix M , a neutrino Dirac mass matrix $m_D = h v$ is generated, after electro-weak symmetry breaking, by the vev v of the Higgs boson. For $M \gg m_D$, the neutrino mass spectrum splits into 3 heavy Majorana states N_1 , N_2 and N_3 with masses $M_1 \leq M_2 \leq M_3$, almost coinciding with the eigenvalues of M , and 3 light Majorana states with masses $m_1 \leq m_2 \leq m_3$, corresponding to the eigenvalues of the neutrino mass matrix given by the see-saw formula,

$$m_\nu = -m_D \frac{1}{M} m_D^T. \quad (1)$$

Neutrino mixing experiments measure two mass-squared differences. In normal (inverted) neutrino schemes, one has

$$m_3^2 - m_2^2 = \Delta m_{\text{atm}}^2 \quad (\Delta m_{\text{sol}}^2), \quad (2)$$

$$m_2^2 - m_1^2 = \Delta m_{\text{sol}}^2 \quad (\Delta m_{\text{atm}}^2 - \Delta m_{\text{sol}}^2). \quad (3)$$

For $m_1 \gg m_{\text{atm}} \equiv \sqrt{\Delta m_{\text{atm}}^2 + \Delta m_{\text{sol}}^2} \simeq 0.05 \text{ eV}$, one has a quasi-degenerate spectrum with $m_1 \simeq m_2 \simeq m_3$, whereas for $m_1 \ll m_{\text{sol}} \equiv \sqrt{\Delta m_{\text{sol}}^2} \simeq 0.009 \text{ eV}$ one has a fully hierarchical (normal or inverted) spectrum.

A lepton asymmetry can be generated from the decays of the heavy neutrinos into leptons and Higgs bosons and partly converted into a baryon asymmetry by the sphaleron ($B - L$ conserving) processes at temperatures higher than about 100 GeV .

Below some temperature T_{eq}^μ , muon and tauon charged lepton Yukawa interactions become strong enough to break the coherent evolution of the lepton doublets quantum states, the $|l_i\rangle$'s, produced in RH neutrino decays and make them collapse into one of the three-flavor eigenstates, the $|l_\alpha\rangle$'s, with probability $|\langle l_i | l_\alpha \rangle|^2$. There is quite a large uncertainty on the value of T_{eq}^μ and two different results have been quoted by different groups. One group [12] finds $T_{\text{eq}}^\mu \simeq 10^{11} \text{ GeV}$, while other groups [8, 13] find $T_{\text{eq}}^\mu \simeq 10^9 \text{ GeV}$. For temperatures $10^{12} \text{ GeV} \simeq T_{\text{eq}}^\tau \gtrsim T \gtrsim T_{\text{eq}}^\mu$, only tauon charged lepton Yukawa interactions are in equilibrium and in this case the quantum state is projected on a two-flavor basis, where the eigenstates are given by the tauon flavor and by a linear combination of muon and electron flavors. In the following we will always assume to work in the three-flavor regime, with $T \lesssim T_{\text{eq}}^\mu \simeq 10^{11} \text{ GeV}$. This is the most conservative assumption since the deviations from the one-flavor approximation are in general even larger than in a two-flavor regime. However, in specific contexts, we will also give the results calculated in the two-flavor regime.

Flavor effects play a double role in leptogenesis. A first effect is that the wash-out is reduced. This happens because only the projections of the flavor lepton eigenstates onto the $|l_i\rangle$'s interact with the Higgs. This effect can be accounted for introducing the flavor projectors [12]

$$P_{i\alpha} = |\langle l_i | l_\alpha \rangle|^2 = \frac{\Gamma_{i\alpha}}{\Gamma_i}, \quad (4)$$

$$\bar{P}_{i\alpha} = |\langle \bar{l}_i | \bar{l}_\alpha \rangle|^2 = \frac{\bar{\Gamma}_{i\alpha}}{\bar{\Gamma}_i}, \quad (i = 1, 2, 3; \alpha = e, \mu, \tau) \quad (5)$$

where $\Gamma_{i\alpha}$ is the partial decay rate of the process $N_i \rightarrow l_\alpha + H^\dagger$ and $\Gamma_i = \sum_\alpha \Gamma_{i\alpha}$ is the total decay rate, such that $\sum_\alpha P_{i\alpha} = 1$. Analogously $\bar{\Gamma}_{i\alpha}$ is the partial decay rate of the process $N_i \rightarrow \bar{l}_\alpha + H$ with $\bar{\Gamma}_i = \sum_\alpha \bar{\Gamma}_{i\alpha}$, such that $\sum_\alpha \bar{P}_{i\alpha} = 1$.

A rigorous description of the asymmetry evolution has then to be performed in terms of the individual flavor asymmetries $\Delta_\alpha \equiv B/3 - L_\alpha$ rather than in terms of the total asymmetry $N_{B-L} = \sum_\alpha N_{\Delta_\alpha}$, as usually done in the one-flavor approximation. The contribution of each decay to the N_{Δ_α} 's is determined by the individual flavor CP asymmetry, defined as

$$\varepsilon_{i\alpha} \equiv -\frac{\Gamma_{i\alpha} - \bar{\Gamma}_{i\alpha}}{\Gamma_i + \bar{\Gamma}_i}. \quad (6)$$

A second role played by flavor effects arises because the state $|\bar{l}_i\rangle$ is not the CP conjugated state of $|l_i\rangle$ [12] and this yields an additional source of CP violation. This can be described in terms of the projector differences [12]

$$\Delta P_{i\alpha} \equiv P_{i\alpha} - \bar{P}_{i\alpha}, \quad (7)$$

obeying $\sum_\alpha \Delta P_{i\alpha} = 0$. Indeed writing $P_{i\alpha} = P_{i\alpha}^0 + \Delta P_{i\alpha}/2$ and $\bar{P}_{i\alpha} = P_{i\alpha}^0 - \Delta P_{i\alpha}/2$, where the $P_{i\alpha}^0 \equiv (P_{i\alpha} + \bar{P}_{i\alpha})/2$ are the tree level contributions to the projectors, one can see that

$$\varepsilon_{i\alpha} = \varepsilon_i P_{i\alpha}^0 + \frac{\Delta P_{i\alpha}}{2}, \quad (8)$$

where the total CP asymmetries $\varepsilon_i \equiv \sum_\alpha \varepsilon_{i\alpha}$. The three flavored CP asymmetries can be calculated using [15]

$$\varepsilon_{i\alpha} = \frac{1}{8\pi (h^\dagger h)_{ii}} \sum_{j \neq i} \left\{ \text{Im} \left[h_{\alpha i}^* h_{\alpha j} \left(\frac{3}{2\sqrt{x_j}} (h^\dagger h)_{ij} + \frac{1}{x_j} (h^\dagger h)_{ji} \right) \right] \right\}. \quad (9)$$

In the last years there has been an intense study of the relevant processes in leptogenesis [16, 17, 18]. For our purposes it will be enough to describe the evolution of the asymmetries just in terms of decays and inverse decays (after subtraction of the real intermediate

state contribution from $\Delta L = 2$ processes) neglecting scatterings, spectator processes and thermal effects. In the Appendix we will discuss and justify this approximation. We will also neglect off-shell $\Delta L = 2$ and $\Delta L = 0$ processes since these are relevant only at higher temperatures. The kinetic equations, using $z \equiv M_1/T$ as the independent variable, are then given by [12, 19]

$$\begin{aligned}\frac{dN_{N_i}}{dz} &= -D_i (N_{N_i} - N_{N_i}^{\text{eq}}) \\ \frac{dN_{\Delta_\alpha}}{dz} &= \sum_i \varepsilon_{i\alpha} D_i (N_{N_i} - N_{N_i}^{\text{eq}}) - P_{i\alpha}^0 \sum_i W_i^{\text{ID}} N_{\Delta_\alpha},\end{aligned}\tag{10}$$

where the N_{Δ_α} 's and the N_i 's are the abundances per number of N_1 's in ultra-relativistic thermal equilibrium. The equilibrium abundances are given by $N_{N_i}^{\text{eq}} = z_i^2 \mathcal{K}_2(z_i)/2$, where we indicate with $\mathcal{K}_i(z_i)$ the modified Bessel functions. Introducing the decay parameters $K_i \equiv \tilde{\Gamma}_i/H(T = M_i)$, the ratios of the total decay widths to the expansion rate at $T = M_i$, the decay terms D_i can be written like [5]

$$D_i \equiv \frac{\Gamma_{D,i}}{H z} = K_i x_i z \left\langle \frac{1}{\gamma_i} \right\rangle, \tag{11}$$

where the $\langle 1/\gamma_i \rangle$'s are the thermally averaged dilation factors and are given by the ratios $\mathcal{K}_1(z_i)/\mathcal{K}_2(z_i)$. Finally, the inverse decays wash-out terms are given by

$$W_i^{\text{ID}}(z) = \frac{1}{4} K_i \sqrt{x_i} \mathcal{K}_1(z_i) z_i^3, \tag{12}$$

where $x_i \equiv (M_i/M_1)^2$. The evolution of the N_{Δ_α} 's can be worked out in an integral form,

$$N_{\Delta_\alpha}(z) = N_{\Delta_\alpha}^{\text{in}} e^{-\sum_i P_{i\alpha}^0 \int_{z_{\text{in}}}^z dz' W_i^{\text{ID}}(z')} + \sum_i \varepsilon_{i\alpha} \kappa_{i\alpha}(z), \tag{13}$$

with the 9 efficiency factors given by

$$\kappa_{i\alpha}(z; K_i, P_{i\alpha}^0) = - \int_{z_{\text{in}}}^z dz' \frac{dN_{N_i}}{dz'} e^{-\sum_i P_{i\alpha}^0 \int_{z'}^z dz'' W_i^{\text{ID}}(z'')}. \tag{14}$$

The total final $B - L$ asymmetry is then given by $N_{B-L}^{\text{f}} = \sum_\alpha N_{\Delta_\alpha}^{\text{f}}$. Finally from this, assuming a standard thermal history and accounting for the sphaleron converting coefficient $a_{\text{sph}} \sim 1/3$, the final baryon-to-photon number ratio can be calculated as

$$\eta_B = a_{\text{sph}} \frac{N_{B-L}^{\text{f}}}{N_\gamma^{\text{rec}}} \simeq 0.96 \times 10^{-2} N_{B-L}^{\text{f}}, \tag{15}$$

to be compared with the measured value [20]

$$\eta_B^{\text{CMB}} = (6.3 \pm 0.3) \times 10^{-10}. \tag{16}$$

Notice that the efficiency factors depend only on the $P_{i\alpha}^0$ but not on the differences $\Delta P_{i\alpha}$. Notice also that in the two-flavor regime, for $T_{\text{eq}}^\tau \gtrsim T \gtrsim T_{\text{eq}}^\mu$, the procedure for the calculation of the final asymmetry gets easily modified. The kinetic equations for the individual electron and muon asymmetries have to be replaced by one kinetic equation for the sum, $N_{\Delta_{e\mu}} \equiv N_{\Delta_\mu} + N_{\Delta_e}$, where the individual flavored CP asymmetries and projectors have also to be replaced by their sum, namely $\varepsilon_{1\mu e} \equiv \varepsilon_{1\mu} + \varepsilon_{1e}$ and $P_{1\mu e}^0 \equiv P_{1\mu}^0 + P_{1e}^0$ [14]. The calculation is therefore somehow intermediate between the one-flavor approximation and the three-flavor regime.

The final asymmetry depends in general on all the unmeasured 14 see-saw parameters. A useful parametrization is provided by the orthogonal see-saw matrix Ω [21], in terms of which one has $m_D = U \sqrt{D_m} \Omega \sqrt{D_M}$. In this way the decay parameters can be expressed as

$$K_i = \sum_j \frac{m_j}{m_\star} |\Omega_{ji}^2|, \quad (17)$$

where $m_\star \simeq 10^{-3}$ eV is the equilibrium neutrino mass, and the tree level projectors as

$$P_{i\alpha}^0 = \frac{|\sum_j \sqrt{m_j} U_{\alpha j} \Omega_{ji}|^2}{\sum_j m_j |\Omega_{ji}^2|}. \quad (18)$$

It will also prove useful to introduce the quantities $K_{1\alpha} \equiv P_{1\alpha}^0 K_1$. The orthogonal matrix can in turn be decomposed as

$$\Omega = R_{12}(\omega_{21}) R_{13}(\omega_{31}) R_{23}(\omega_{22}), \quad (19)$$

such to be parameterized in terms of three complex numbers, ω_{21} , ω_{31} and ω_{22} , determining the rotations in the planes 12, 13 and 23 respectively. In this way one has $\eta_B = \eta_B(m_1, U, M_i, \omega_{ij})$. It is interesting that including flavor effects there is a potential dependence of the final asymmetry also on the unknown parameters contained in the PMNS mixing matrix U [9, 12].

In the following we will assume a hierarchical heavy neutrino spectrum with $M_3, M_2 \gg M_1$ ¹. We will moreover assume no rotation in the plane 23, i.e. $R_{23} = 1$. Under these

¹Just in passing, we notice that it is straightforward to generalize, including flavor effects, a result obtained in [19] for the efficiency factors in the degenerate limit, obtained for $(M_3 - M_1)/M_1 \lesssim 0.1$, within the one-flavor approximation and for $K_i \gg 1$, for all i . Indeed, in this case one can approximate $dN_i/dz' \simeq dN_i^{\text{eq}}/dz'$ in the Eq. (14) obtaining that $\kappa_{i\alpha}^f \simeq \kappa(K_\alpha)$, where $K_\alpha \equiv \sum_i K_{i\alpha}$. The function $\kappa(x)$ is defined in the Eq. (25) and it approximates $\kappa_{1\alpha}^f$ in the hierarchical limit when $x = K_{1\alpha}$. In the degenerate limit one has then just to replace $K_{1\alpha}$ with the sum K_α . Like in the hierarchical limit, the number of efficiency factors to be calculated reduces from 9 to 3, one for each flavor. If instead of a full degeneracy, one has just a partial degeneracy, with $M_3 \gg M_2 \simeq M_1$, then simply one has $\kappa_{3\alpha}^f \ll \kappa_{1\alpha}^f \simeq \kappa_{2\alpha}^f \simeq \kappa(K_{1\alpha} + K_{2\alpha})$.

conditions both the total CP asymmetries ε_2 and ε_3 and the flavored CP asymmetries $\varepsilon_{2\alpha}$ and $\varepsilon_{3\alpha}$, associated to the decays of the two heavier RH neutrinos, are suppressed $\sim (M_1/M_{2,3})^2$. The dominant contribution to the final asymmetry comes then from the lightest RH neutrino and

$$N_{B-L}^f \simeq \sum_{\alpha} \varepsilon_{1\alpha} \kappa_{1\alpha}^f. \quad (20)$$

It will prove important for our discussion that the CP asymmetries cannot be arbitrarily large. The total CP asymmetry is indeed upper bounded by [22, 6, 4]

$$\varepsilon_1 \leq \bar{\varepsilon}(M_1) \beta_{\max} f(m_1, K_1), \quad (21)$$

where $\bar{\varepsilon}(M_1) \equiv 3 M_1 m_{\text{atm}}/(16 \pi v^2)$, $\beta_{\max} \equiv m_{\text{atm}}/(m_1 + m_3)$ and $0 \leq f(m_1, \tilde{m}_1) \leq 1$ is a function that vanishes for $K_1 = m_1/m_*$ and tends to unity for $m_1/(m_* K_1) \rightarrow 0$. On the other hand each individual flavor asymmetry $\varepsilon_{1\alpha}$ is bounded by [14]

$$|\varepsilon_{1\alpha}| < \bar{\varepsilon}(M_1) \sqrt{P_{1\alpha}^0} \frac{m_3}{m_{\text{atm}}} \max_j [|U_{\alpha j}|] \quad (22)$$

and therefore while the total CP asymmetry is suppressed when m_1 increases, the single flavor asymmetries can be enhanced. The existence of an upper bound on the quantity $r_{1\alpha} \equiv \varepsilon_{1\alpha}/\bar{\varepsilon}(M_1)$ independent of M_1 , imply, as in the case of one-flavor approximation, the existence of a lower bound on M_1 given by

$$M_1 \geq M_1^{\min} \simeq \frac{N_{\gamma}^{\text{rec}}}{a_{\text{sph}}} \frac{16 \pi v^2}{3} \frac{\eta_B^{\text{CMB}}/m_{\text{atm}}}{\kappa_1^f(K_1) \xi_1(K_1)} \geq \frac{4.2 \times 10^8 \text{ GeV}}{\kappa_1^f(K_1) \xi_1(K_1)} \quad (\text{at } 3\sigma \text{ C.L.}), \quad (23)$$

where we indicated with $\kappa_1^f(K_1)$ the efficiency factor in the usual one-flavor approximation, corresponding to $\kappa_{1\alpha}^f$ with $P_{1\alpha}^0 = 1$. We also defined $\xi_1 \equiv \sum_{\alpha} \xi_{1\alpha}$, with

$$\xi_{1\alpha} \equiv \frac{r_{1\alpha} \kappa_{1\alpha}^f(K_{1\alpha})}{\kappa_1^f(K_1)}. \quad (24)$$

This quantity represents the deviation introduced by flavor effects compared to the one-flavor approximation in the hierarchical light neutrino case. We could then use $r_{1\alpha} \leq \sqrt{P_{1\alpha}^0} m_3/m_{\text{atm}}$ to maximize ξ_1 . Notice however that first, because of the bound on the total asymmetry, the $r_{1\alpha}$'s cannot be simultaneously equal to $\sqrt{P_{1\alpha}^0}$ and second in ξ_1 there are sign cancellations. Therefore, the bound (23) is more restrictive than this possible estimation and we prefer to keep it in this form, specifying ξ_1 in particular situations.

As usual, the lower bound on M_1 imply also an associated lower bound on $T_{\text{reh}} \gtrsim M_1^{\min}/(z_B(K_1) - 2)$.

3 Dependence on the initial conditions

From the Eq. (14), extending an analytic procedure derived within the one-flavor approximation [5], one can obtain simple expressions for the $\kappa_{1\alpha}^f$'s. In the case of an initial thermal abundance ($N_{N_1}^{\text{in}} = 1$) one has

$$\kappa_{1\alpha}^f \simeq \kappa(K_{1\alpha}) \equiv \frac{2}{K_{1\alpha} z_B(K_{1\alpha})} \left(1 - e^{-\frac{K_{1\alpha} z_B(K_{1\alpha})}{2}} \right), \quad (25)$$

where

$$z_B(K_{1\alpha}) \simeq 2 + 4 K_{1\alpha}^{0.13} e^{-\frac{2.5}{K_{1\alpha}}}. \quad (26)$$

Notice that in the particularly relevant range $5 \lesssim K_{1\alpha} \lesssim 100$ this expression is well approximated by a power law [23],

$$\kappa_{1\alpha}^f \simeq \frac{0.5}{K_{1\alpha}^{1.2}}. \quad (27)$$

In the case of initial vanishing abundance ($N_{N_1}^{\text{in}} = 0$) one has to take into account two different contributions, a negative and a positive one,

$$\kappa_{1\alpha}^f = \kappa_-^f(K_1, P_{1\alpha}^0) + \kappa_+^f(K_1, P_{1\alpha}^0). \quad (28)$$

The negative contribution arises from a first stage when $N_{N_1} \leq N_{N_1}^{\text{eq}}$, for $z \leq z_{\text{eq}}$, and is given approximately by

$$\kappa_-^f(K_1, P_{1\alpha}^0) \simeq -\frac{2}{P_{1\alpha}^0} e^{-\frac{3\pi K_{1\alpha}}{8}} \left(e^{\frac{P_{1\alpha}^0}{2} N_{N_1}(z_{\text{eq}})} - 1 \right). \quad (29)$$

The N_1 abundance at z_{eq} is well approximated by

$$N_{N_1}(z_{\text{eq}}) \simeq \overline{N}(K) \equiv \frac{N(K_1)}{\left(1 + \sqrt{N(K_1)} \right)^2}, \quad (30)$$

interpolating between the limit $K_1 \gg 1$, where $z_{\text{eq}} \ll 1$ and $N_{N_1}(z_{\text{eq}}) = 1$, and the limit $K_1 \ll 1$, where $z_{\text{eq}} \gg 1$ and $N_{N_1}(z_{\text{eq}}) = N(K_1) \equiv 3\pi K_1/4$. The positive contribution arises from a second stage when $N_{N_1} \geq N_{N_1}^{\text{eq}}$, for $z \geq z_{\text{eq}}$, and is approximately given by

$$\kappa_+^f(K_1, P_{1\alpha}^0) \simeq \frac{2}{z_B(K_{1\alpha}) K_{1\alpha}} \left(1 - e^{-\frac{K_{1\alpha} z_B(K_{1\alpha}) N_{N_1}(z_{\text{eq}})}{2}} \right). \quad (31)$$

Notice, from the Eq. (30), how $N_{N_1}(z_{\text{eq}})$ is still regulated by K_1 and this because the RH neutrino production is not affected by flavor effects, contrarily to the wash-out, which is reduced and is regulated by $K_{1\alpha}$.

These analytic expressions make transparent the two conditions to have independence on the initial conditions. The first is the thermalization of the N_1 abundance, such that, for an arbitrary initial abundance one has $N_{N_1}(z_{\text{eq}}) = 1$. The second is that the asymmetry produced during the non-thermal stage, for $z \leq z_{\text{eq}}$, has to be efficiently washed out such that $\kappa_-^f \ll \kappa_+^f$. They are both realized for large values of $K_1 \gg 1$. More quantitatively, it is useful to introduce a value K_\star such that, for $K_1 \geq K_\star$, the final asymmetry calculated for initial thermal abundance differs from that one calculated for vanishing initial abundance by less than some quantity δ . This can be used as a precise definition of the strong wash-out regime. Let us consider some particular cases, showing how flavor effects tend to enlarge the domain of the weak wash-out at the expense of the strong wash-out regime.

3.1 Alignment

The simplest situation is the alignment case, realized when the N_1 's decay just into one-flavor α , such that $P_{1\alpha} = \overline{P}_{1\alpha} = 1$ and $P_{1\beta \neq \alpha} = \overline{P}_{1\beta \neq \alpha} = 0$, implying $\varepsilon_{1\alpha} = \varepsilon_1$. Notice that we do not have to worry about the fact that the lightest RH neutrino inverse decays might not be able to wash-out the asymmetry generated from the decays of the two heavier ones, since we are assuming negligible $\varepsilon_{2\beta}$ and $\varepsilon_{3\beta}$ anyway. In this case the general set of kinetic equations (10) reduces to the usual one-flavor case and all results coincide with those in the one-flavor approximation [12]. In particular one has $N_{B-L}^f = \varepsilon_1 \kappa_{1\alpha}^f$.

In the considered case of alignment, one obtains $K_\star \simeq 3.5$ for $\delta = 0.1$, as shown in Fig. 1. The value of K_\star plays a relevant role since only for $K_1 \gtrsim K_\star$ one has leptogenesis predictions on the final baryon asymmetry resulting from a self-contained set of assumptions. On the other hand for $K_1 \lesssim K_\star$ leptogenesis has to be complemented with a model for the initial conditions.

In addition to that, one has to say that in the weak wash-out regime the calculation of the final asymmetry requires a precise description of the RH neutrino production, potentially sensitive to many poorly known effects. It is then interesting that current neutrino mixing data favor K_1 to be in the range $K_{\text{sol}} \sim 10 \lesssim K_1 \lesssim K_{\text{atm}} \sim 50$ [4, 5, 7], where one can have a mild wash-out assuring full independence of the initial condition, as one can see in Fig. 1, but still successful leptogenesis. In this case one can place constraints on the see-saw parameters not depending on specific assumptions for the initial conditions and with reduced theoretical uncertainties.

Since one has $\xi_1 = 1$, the general lower bound on M_1 (see Eq. (23)), like all other quantities, becomes the usual lower bound holding in the one-flavor approximation. In

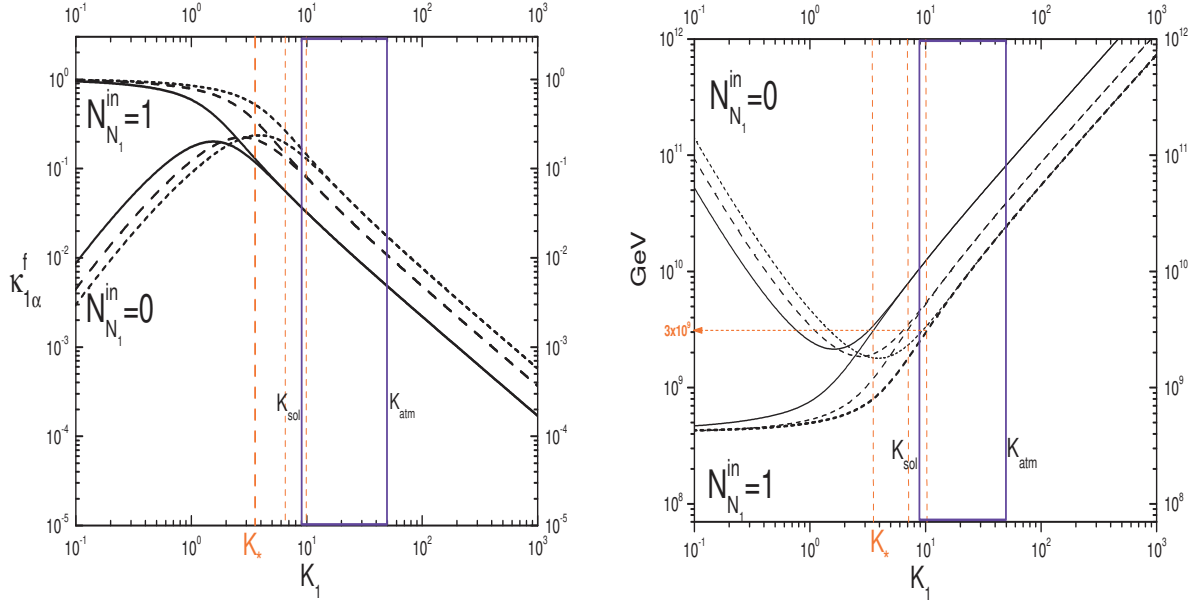


Figure 1: Efficiency factor (left panel) and lower bounds on M_1 (right panel) in the alignment (solid), in the semi-democratic (dashed lines) and in the democratic (short-dashed) cases.

the right panel of Fig. 1 we have plotted it both for $N_{N_1}^{in} = 1$ and $N_{N_1}^{in} = 0$. One can see that the $\kappa_{1\alpha}^f$ dependence on the initial conditions translates into a dependence of M_1^{\min} . The lowest model-independent values are then obtained for $K_1 = K_* \simeq 3.5$ and are given by

$$M_1 \gtrsim 3 \times 10^9 \text{ GeV} \quad \text{and} \quad T_{\text{reh}} \gtrsim 1.5 \times 10^9 \text{ GeV}. \quad (32)$$

3.2 Democratic and semi-democratic cases

Let us now consider another possibility where $P_{1\alpha} = \bar{P}_{1\alpha} = 1/3$ for any α and consequently $\Delta P_{1\alpha} = 0$. From the Eq.'s (14) it follows that the three $\kappa_{1\alpha}^f$, like also the three $\varepsilon_{1\alpha}$, are all equal and thus the Eq. (20) simplifies into $N_{B-L}^f = \varepsilon_1 \kappa_{1\alpha}^f$, as in the usual one-flavor approximation. However now the wash-out is reduced by the presence of the projector, such that $K_1 \rightarrow P_{1\alpha}^0 K_1 = K_1/3$. The result is that in the case of an initial thermal abundance the efficiency factor, as a function of K_1 , is simply shifted. The same happens for vanishing initial abundance in the strong wash-out regime. However, in the weak wash-out regime, there is not a simple shift, since the RH neutrino production is still depending on K_1 . A plot of $\kappa_{1\alpha}^f$ is shown in the left panel of Fig. 1 (dashed lines). One can see how the reduced wash-out increases the value of K_* to ~ 10 , approximately

$1/P_{1\alpha}^0 \simeq 3$ larger, thus compensating almost exactly the wash-out reduction by a factor $\sim 3^{1.2}$ (cf. (27)).

In this way the lowest bounds on M_1 in the strong wash-out regime, at $K_1 = K_*$, are almost unchanged. On the other hand for a given value of $K_1 \gg K_*$, the lower bounds get approximately relaxed by a factor 3 [13]. The lower bounds for the democratic case are shown in the right panel of Fig. 1 (dashed lines).

The semi-democratic case is an intermediate case between the democratic and the alignment. It is obtained when one projector vanishes, for example $P_{1\beta} = 0$, and the other two are one half and in this case $K_* \sim 7$. The corresponding plot of the efficiency factor and of the lower bound on M_1 are also shown in Fig. 1 (short-dashed lines). These results also apply for $T \gtrsim T_{\text{eq}}^\mu$ in the two flavor regime, when the two projectors are equal, namely $P_\tau^0 = P_{e\mu}^0 = 1/2$.

3.3 One-flavor dominance

There is another potentially interesting situation that motivates an extension of the previous results to arbitrarily small values of $P_{1\alpha}^0$. This occurs when the final asymmetry is dominated by one-flavor α and the Eq. (20) can be further simplified into

$$N_{B-L}^f \simeq \varepsilon_{1\alpha} \kappa_{1\alpha}^f, \quad (33)$$

analogously to the alignment case but with $P_{1\alpha}^0 \ll 1$. Notice that this cannot happen due to a dominance of one of the CP asymmetries, for example with $\varepsilon_{1\alpha}$ being close to its maximum value, Eq. (22), much larger than the other two strongly suppressed, simply because one has $\sum_\alpha \Delta P_{1\alpha} = 0$. One has then to imagine a situation where the CP asymmetry $\varepsilon_{1\alpha}$ is comparable to the sum of the other two but $K_{1\beta \neq \alpha} \gg K_{1\alpha} \gtrsim 1$ such that $\kappa_{1\alpha}^f \gg \kappa_{1\beta}^f$. The dominance is then a result of the much weaker wash-out.

The analysis of the dependence on the initial conditions can then be again performed as in the previous cases calculating the value of K_* for any value of $P_{1\alpha}^0$. The result is shown in Fig. 2. The alignment case corresponds to $P_{1\alpha}^0 = 1$, the semi-democratic case to $P_{1\alpha}^0 = 1/2$ and the democratic case to $P_{1\alpha}^0 = 1/3$. Notice that the result is very close to the simple estimation $K_*(P_{1\alpha}^0) = K_*(1)/P_{1\alpha}^0$, that would follow if $\kappa_{1\alpha}^f$ were just depending on $K_{1\alpha}$. In Fig. 3 we have plotted the values of the lower bounds on M_1 and T_{reh} for light hierarchical neutrinos, implying $m_3 = m_{\text{atm}}$ in the Eq. (22). These can be obtained plugging $\xi_1 = \sqrt{P_{1\alpha}^0} \kappa_{1\alpha}^f(K_{1\alpha})/\kappa_1^f(K_1) \leq 1$ in the Eq. (23). They correspond to the lowest values in the strong wash-out regime, when $K_1 \geq K_*$.

There are two possible ways to look at the results. As a function of $P_{1\alpha}^0$ they get more stringent when $P_{1\alpha}^0$ decreases. This is clearly visible in the left panel of Fig. 3. In

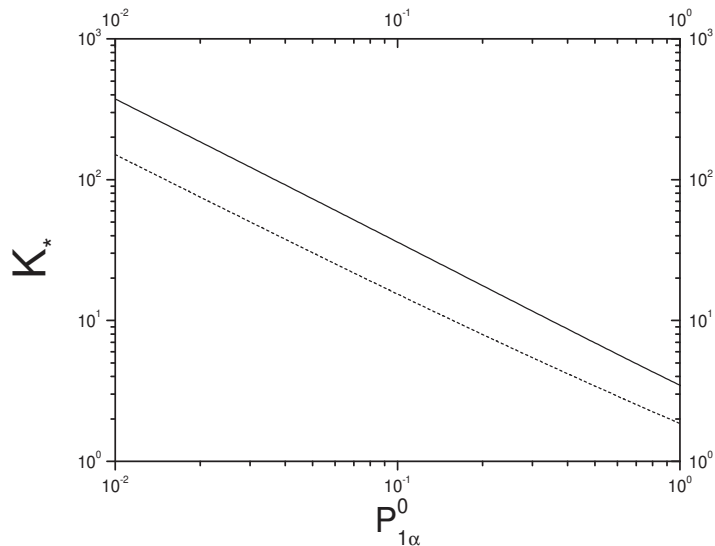


Figure 2: Value of K_* , defining the strong wash-out regime for $\delta = 10\%$ (solid line) and $\delta = 50\%$ (dashed line).

particular, one can conclude that flavor effects cannot help to alleviate the conflict of the leptogenesis lower bound on the reheating temperature with the gravitino problem upper bound. On the other hand, flavor effects can relax the lower bound for fixed values of $K_1 \gg 1$. Indeed, for each value $K_1 \gg 1$, one can choose $P_{1\alpha}^0 = K_*(P_{1\alpha}^0 = 1)/K_1$ such that $K_{1\alpha} = K_*(P_{1\alpha}^0)$, thus obtaining the highest possible relaxation in the strong wash-out regime. The result is shown in the right panel of Fig. 3. It is important to say that this relaxation is potential. A direct inspection is indeed necessary to determine whether it is really possible to achieve at the same time not only small values of $P_{1\alpha}^0$, but also a $\varepsilon_{1\alpha}$ that is not suppressed compared to $\varepsilon_{1\beta \neq \alpha}$.

In the next Section, we will consider a specific example that will illustrate what we have discussed on general grounds. At the same time it will help to understand which are realistic values for the projectors and their differences, given a specific set of see-saw parameters and using the information on neutrino mixing matrix we have from low-energy experiments.

4 A specific example

The previous results have been obtained assuming no restrictions on the projectors. Moreover, in the one-flavor dominance case, where there can be a relevant relaxation of the usual lower bounds holding in the one-flavor approximation, we have assumed that the

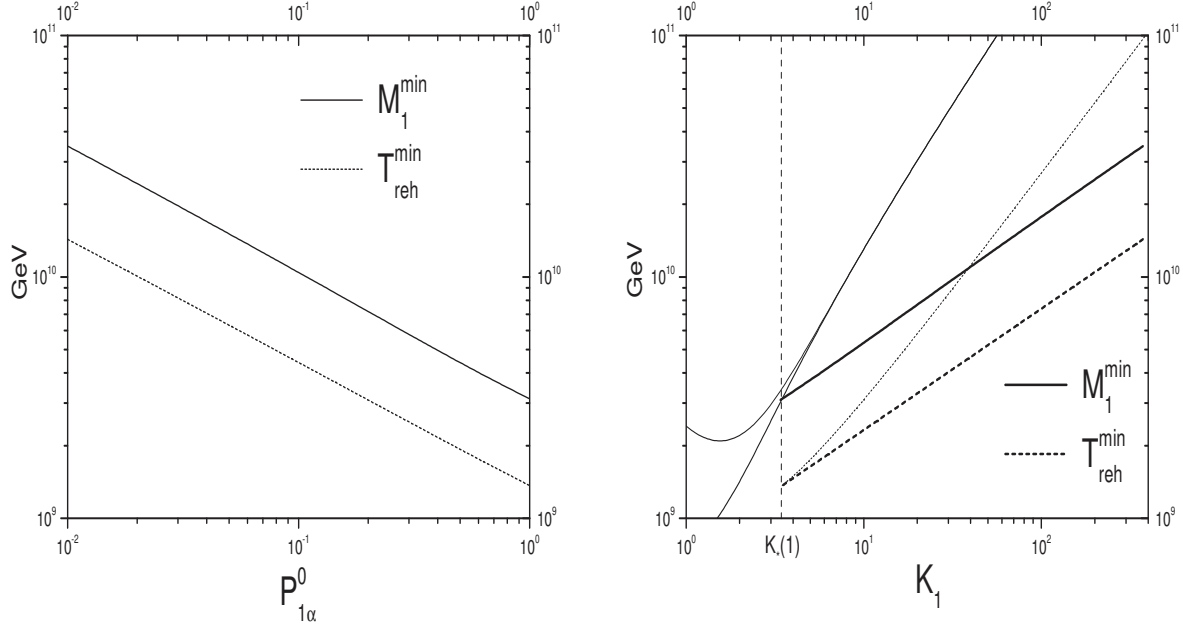


Figure 3: Lower bounds on M_1 and T_{reh} calculated choosing $P_{1\alpha}^0 = K_*(P_{1\alpha}^0 = 1)/K_1$ such that $K_1 = K_*(P_{1\alpha}^0)$ (thick lines) and compared with the usual bounds for $P_{1\alpha}^0 = 1$ (thin lines). In the left panel they are plotted as a function of $P_{1\alpha}^0$, while in the right panel as a function of K_1 .

upper bound on $\varepsilon_{1\alpha}$, see Eq. (22), is saturated independently of the value of the projector.

This assumption does not take into account that the values of the projectors depend on the different see-saw parameters, in particular on the neutrino mixing parameters, and that severe restrictions could apply. Let us show a definite example considering a particular case for the orthogonal matrix,

$$\Omega = R_{13} = \begin{pmatrix} \sqrt{1 - \omega_{31}^2} & 0 & -\omega_{31} \\ 0 & 1 & 0 \\ \omega_{31} & 0 & \sqrt{1 - \omega_{31}^2} \end{pmatrix}. \quad (34)$$

This case is particularly meaningful, since it realizes one of the conditions ($\Omega_{21}^2 = 0$) to saturate the bound (21) for ε_1 that is given by $\varepsilon_1 = \bar{\varepsilon}(M_1) Y_3 m_{\text{atm}}/\tilde{m}_1$, with $Y_3 \equiv -\text{Im}[\omega_{31}^2]$ [7]. Moreover the decay parameter is given by

$$K_1 = K_{\min} |1 - \omega_{31}^2| + K_{\text{atm}} |\omega_{31}^2|, \quad (35)$$

where $K_{\text{atm}} \equiv m_{\text{atm}}/m_*$ and $K_{\min} \equiv m_1/m_*$. The expression (18) for the projector gets then specialized as

$$P_{1\alpha}^0 = \frac{m_1 |U_{\alpha 1}|^2 |1 - \omega_{31}|^2 + m_3 |U_{\alpha 3}|^2 |\omega_{31}|^2 + 2 \sqrt{m_1 m_3} \text{Re}[U_{\alpha 1} U_{\alpha 3}^* \sqrt{1 - \omega_{31}^2} \omega_{31}^*]}{m_1 |1 - \omega_{31}^2| + m_3 |\omega_{31}^2|}, \quad (36)$$

while, specializing the Eq. (9) for $\varepsilon_{1\alpha}$ and neglecting the term $\propto x_j^{-1}$, one obtains

$$\begin{aligned}
r_{1\alpha} = & Y_3 \frac{m_{\text{atm}}}{\tilde{m}_1} \left[|U_{\alpha 3}|^2 + \frac{m_1^2}{m_{\text{atm}}^2} (|U_{\alpha 3}|^2 - |U_{\alpha 1}|^2) \right] \\
& + \frac{m_{\text{atm}}}{\tilde{m}_1} \sqrt{\frac{m_1}{m_{\text{atm}}} \frac{m_3}{m_{\text{atm}}}} \left[\left(\frac{m_1 + m_3}{m_{\text{atm}}} \right) \text{Im} \left[\omega_{31}^* \sqrt{1 - \omega_{31}^2} \right] (|1 - \omega_{31}^2| - |\omega_{31}^2|) \text{Re}[U_{\alpha 1}^* U_{\alpha 3}] \right. \\
& \quad \left. + \left(\frac{m_3 - m_1}{m_{\text{atm}}} \right) \text{Re} \left[\omega_{31}^* \sqrt{1 - \omega_{31}^2} \right] (|1 - \omega_{31}^2| + |\omega_{31}^2|) \text{Im}[U_{\alpha 1}^* U_{\alpha 3}] \right],
\end{aligned} \tag{37}$$

where $m_3/m_{\text{atm}} = \sqrt{1 + m_1^2/m_{\text{atm}}^2}$.

If we first consider the case of fully hierarchical light neutrinos, $m_1 = 0$, then

$$P_{1\alpha}^0 = \frac{\varepsilon_{1\alpha}}{\varepsilon_1} = |U_{\alpha 3}|^2 \quad \text{and} \quad \frac{\Delta P_{1\alpha}^0}{2\varepsilon_1} = 0. \tag{38}$$

Neglecting the effect of the running of neutrino parameters from high energy to low energy [24], one can assume that the U matrix can be identified with the PMNS matrix as measured by neutrino mixing experiments. We will adopt the parametrization [25]

$$U = \begin{pmatrix} c_{12} c_{13} & s_{12} c_{13} & s_{13} e^{-i\delta} \\ -s_{12} c_{23} - c_{12} s_{23} s_{13} e^{i\delta} & c_{12} c_{23} - s_{12} s_{23} s_{13} e^{i\delta} & s_{23} c_{13} \\ s_{12} s_{23} - c_{12} c_{23} s_{13} e^{i\delta} & -c_{12} s_{23} - s_{12} c_{23} s_{13} e^{i\delta} & c_{23} c_{13} \end{pmatrix} \times \text{diag}(e^{i\frac{\Phi_1}{2}}, e^{i\frac{\Phi_2}{2}}, 1), \tag{39}$$

where $s_{ij} \equiv \sin \theta_{ij}$, $c_{ij} \equiv \cos \theta_{ij}$ and where we have used $\theta_{13} = 0 - 0.17$, $\theta_{12} = \pi/6$ and $\theta_{23} = \pi/4$. One then finds

$$P_{1e}^0 \lesssim 0.03, \quad P_{1\mu}^0 \simeq P_{1\tau}^0 \simeq 1/2. \tag{40}$$

This result implies a situation where the projector on the electron flavor is very small and the associated generated asymmetry as well, while the muon and tauon contributions are equal. Notice that even though there is a non-vanishing extra contribution to the muon and tauon CP asymmetries, they have equal absolute value but opposite sign. Therefore, since the projectors are equal as well, summing the kinetic equations (10) over α , one simply recovers the one-flavor approximation with the wash-out reduced by a factor $1/2$. This is a realization of the semi-democratic case that we were envisaging at the end of 3.2 where $K_\star \simeq 7$. In this situation flavor effects do not produce large modifications of the usual results, essentially a factor 2 reduction of the wash-out in the strong wash-out regime with a consequent equal relaxation of the lower bounds (see dashed lines in Fig. 1). Notice moreover that the indetermination on T_{eq}^μ is not relevant since the result in a two-flavor regime, for $T \gtrsim T_{\text{eq}}^\mu$, would be essentially the same.

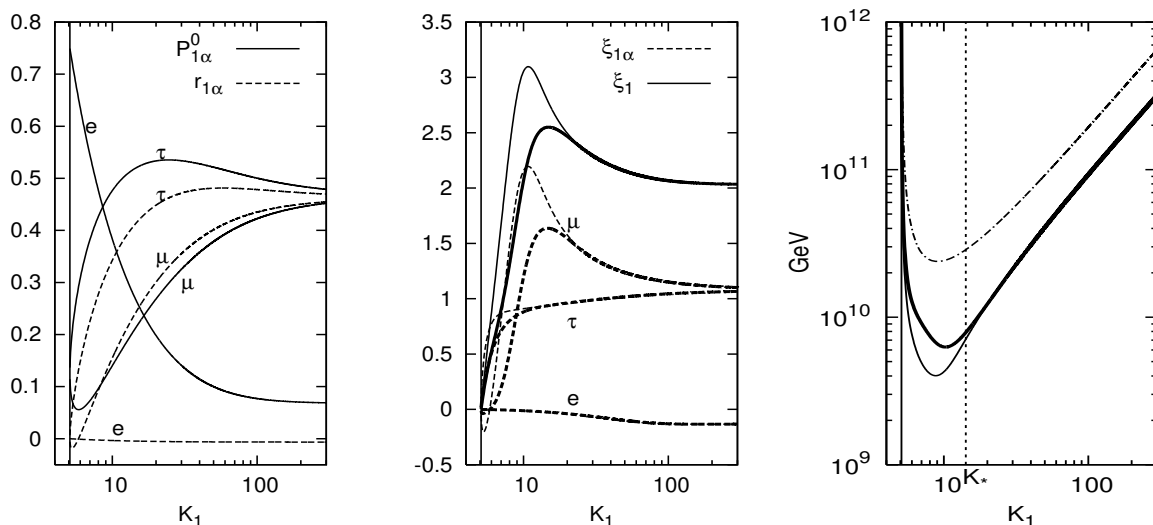


Figure 4: Dependence of different quantities on K_1 for $m_1/m_{\text{atm}} = 0.1$ and real U . Left panel: projectors $P_{1\alpha}^0$ and $r_{1\alpha}$; central panel: $\xi_{1\alpha}$ and ξ_1 as defined in Eq. (24) for thermal (thin) and vanishing (thick) initial abundance; right panel: lower bound on M_1 for thermal (thin solid) and vanishing (thick solid) abundance compared with the one-flavor approximation result (dash-dotted line).

Let us now consider the effect of a non-vanishing but small lightest neutrino mass m_1 , for example $m_1 = 0.1 m_{\text{atm}}$. In this case the results can also depend on the Majorana and Dirac phases. We will show the results for ω_{31}^2 purely imaginary, the second condition that maximizes the total CP asymmetry if $m_1 \ll m_{\text{atm}}$ [7]. Notice that this is not in general the condition that maximizes $r_{1\alpha}$ for non-vanishing m_1 , however we have checked that, allowing for a real part of ω_{31}^2 , one obtains similar bounds within a factor $\mathcal{O}(1)$.

We have first considered the case of a real U . The results are only slightly sensitive to a variation of θ_{13} within the experimentally allowed range $0 - 0.17$. Therefore, we have set $\theta_{13} = 0$, corresponding to $U_{e3} = 0$, in all the shown examples. In the left panel of Fig. 4 we show the values of the projectors, the $P_{1\alpha}^0$'s, and of the $r_{1\alpha}$'s as a function of K_1 . One can notice how, while the electron projector and asymmetry are still strongly suppressed, now a difference between the tauon and the muon projectors and asymmetries arises. On the other hand for $K_1 \gg 100$ this difference tends to vanish and the semi-democratic case is recovered again.

In the central panel we have also plotted the quantities $\xi_{1\alpha}$ (cf. (24)) and their sum ξ_1 , where we recall that ξ_1 gives the deviation of the total asymmetry from a calculation in the one-flavor approximation for hierarchical light neutrinos. One can see how now the

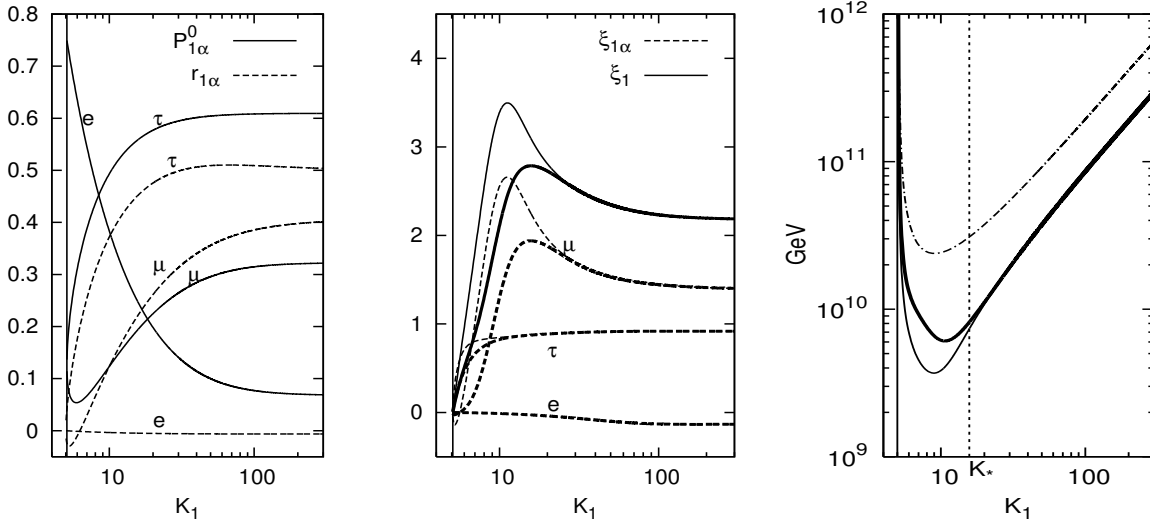


Figure 5: As in the previous figure but with one non vanishing Majorana phase: $\Phi_1 = \pi$.

contribution to the total asymmetry from the muon flavor can be twice as large as from the tauon flavor. For $K_1 \gg 100$ the semi-democratic case is restored, the two contributions tend to be equal to the one-flavor approximation case and the total final asymmetry is about twice larger. Finally in the right panel we have plotted the lower bound on M_1 and compared them with the results in the one-flavor approximation (dash-dotted line). At $K_* \simeq 14$ the relaxation is maximum, a factor ~ 3 . For $K_1 \gg K_*$ the relaxation is reduced to a factor 2, as in the semi-democratic case.

Let us now study the effect of switching on phases in the U matrix, again for $m_1 = 0.1 m_{\text{atm}}$. The most important effect arises from one of the two Majorana phases, Φ_1 . In Fig. 5 we have then again plotted, in three panels, the same quantities as in Fig. 4 for $\Phi_1 = \pi$. One can see how this further increases the difference between the muon and the tauon contributions and further relaxes the lower bound on M_1 . The effect is small for the considered value $m_1/m_{\text{atm}} = 0.1$. However, considering a much larger value while keeping $\Phi_1 = \pi$, the effect becomes dramatically bigger. In Fig. 6 we have plotted the same quantities as in Fig. 4 and Fig. 5 for $m_1/m_{\text{atm}} = 10$. In the left panel one can see that now, for $K_1 \gg K_{\text{min}}$, $r_{1\mu} \simeq r_{1\tau} \simeq 2$, much larger than in the previous case. This means that the dominant contribution to the flavored CP asymmetries comes now from the $\Delta P_{1\alpha}$ term. At the same time, very importantly, $P_{1\mu}^0 \ll P_{1\tau}^0$ and in this way, as one can see in the central panel, the dominant contribution to ξ_1 is given by $\xi_{1\mu}$. This case thus finally realizes a one-flavor dominance case. The final effect is that the lower bound on M_1 is about one and half order of magnitude relaxed compared to the one-flavor

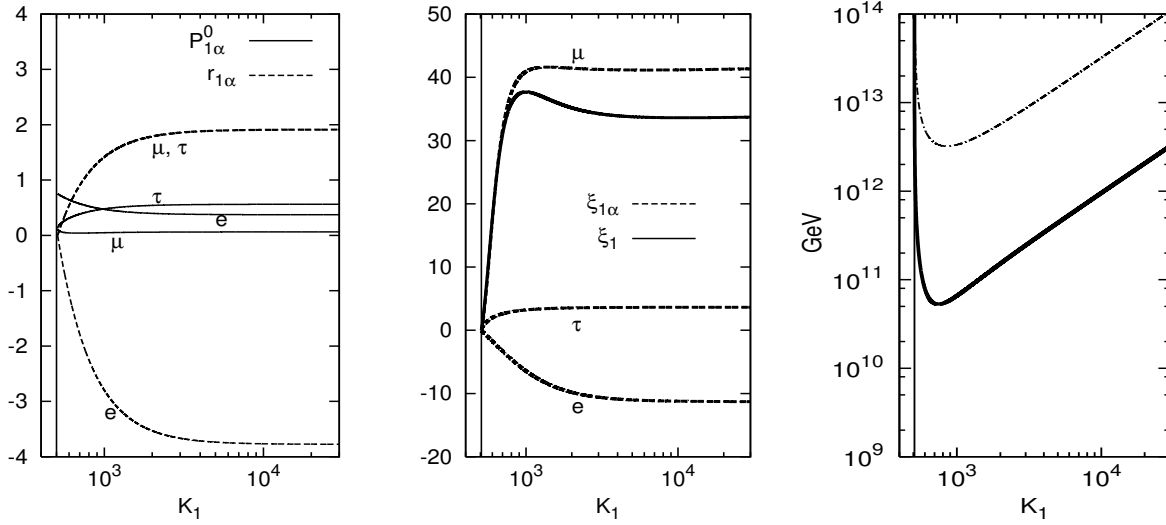


Figure 6: Same quantities as in the previous two figures but with $m_1/m_{\text{atm}} = 10$ and one non-vanishing Majorana phase: $\Phi_1 = \pi$.

approximation.

In the left panel of Fig. 7 we have summarized the dependence on m_1/m_{atm} of the lower bound on M_1 , plotting both the case with zero Majorana phase and the case with $\Phi_1 = \pi$. One can see how without Majorana phase there is an increase in the relaxation of the lower bound and of the effect of the phase. In the right panel we have also shown the results in the two-flavor regime for $T \gtrsim T_{\text{eq}}^\mu$. There is no remarkable difference but notice that now the dominance occurs in the τ flavor and that the maximum phase effect is for $\Phi_1 = -\pi$.

Finally we wanted to study the interesting case of a real orthogonal matrix Ω , implying $\varepsilon_1 = 0$. If $m_1 = 0$ there is practically no produced asymmetry, since the $\varepsilon_{1\alpha} \propto \varepsilon_1 = 0$. For a non vanishing m_1 and a non-real U however the $\Delta P_{1\alpha} \neq 0$ and consequently $\varepsilon_{1\alpha} \neq 0$. In Fig. 8 we have shown the results for $m_1/m_{\text{atm}} = 0.1$ and $\Phi_1 = \pi/2$. We have again plotted the same quantities as in Fig. 4, 5 and 6 in three different panels. One can see that an asymmetry can be still produced, as emphasized in [12]. However successful leptogenesis is possible only in the weak wash-out regime. In the strong wash-out regime, for values $M_1 \lesssim 10 T_{\text{eq}}^\mu \lesssim 10^{12} \text{ GeV}$, there is a very small allowed region only for $K_\star \simeq 14 \leq K_1 \lesssim 30$. This somehow means that, at least in the example we are considering and for small m_1 , flavor effects give a sub-dominant effect.

We can thus draw two remarkable conclusions. The first is that the relaxation of the lower bounds compared to the one-flavor approximation is only $\mathcal{O}(1)$ for $m_1 \ll m_{\text{atm}}$

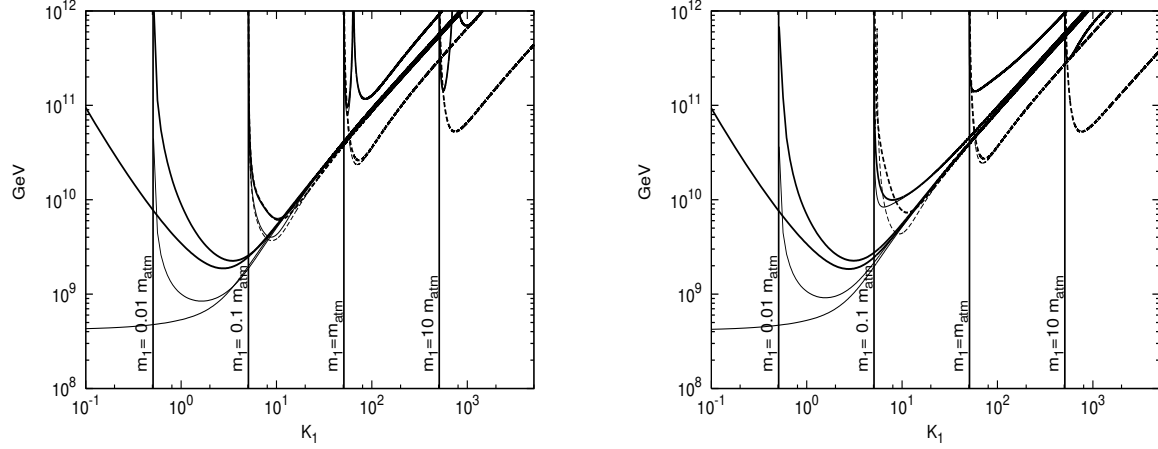


Figure 7: Lower bound on M_1 in the 3 flavor regime (left) and in the two-flavor regime (right). The solid lines are for vanishing phase, while the dashed lines are for $\Phi_1 = \pi$ in the case of three-flavor regime and $\Phi_1 = -\pi$ in the case of two-flavor regime. We have shown both the case of vanishing (thick lines) and of thermal (thin lines) initial abundance.

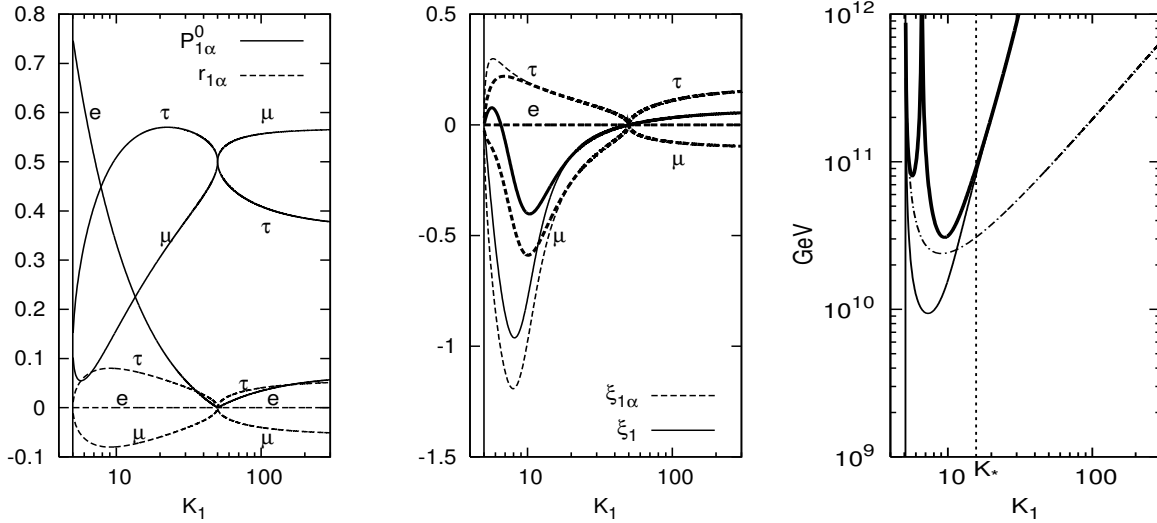


Figure 8: Same quantities as in Fig.'s 4,5 and 6 in the case of real Ω for $m_1/m_{\text{atm}} = 0.1$ and $\Phi_1 = \pi/2$.

but grows up to one order of magnitude and more for $m_1 \gtrsim 10 m_{\text{atm}} \simeq 0.5 \text{ eV}$, in the quasi-degenerate case. Therefore, when flavor effects are taken into account, one obtains an opposite result compared to the one-flavor approximation where one has a suppression of the final asymmetry for growing absolute neutrino mass scale, leading to a stringent upper bound $m_1 \leq 0.1 \text{ eV}$ [26, 4, 18, 5]. This upper bound seems now to hold only for $T \gtrsim T_{\text{eq}}^\tau \simeq 10^{12} \text{ GeV}$ [12, 13]. The second is that, when flavor effects are included, leptogenesis is an interesting example of phenomenology, beyond $\beta\beta 0\nu$, where Majorana phases can play a relevant role. It must be said however that if the stringent cosmological upper bounds on the absolute neutrino mass scale will be confirmed, $m_1 \lesssim 0.1 - 0.2 \text{ eV}$ [27], then flavor effects only produce $\mathcal{O}(1)$ corrections compared to the results from the one-flavor approximation. This conclusion rigorously applies to the considered example. However, we have actually arrived to the same conclusions also in other cases and therefore it seems quite reasonable that this result actually holds on more general grounds. The reason is that for small $m_1 \ll m_{\text{atm}}$ it does not seem possible to realize a one-flavor dominated scenario. Further studies are however needed on this point.

5 Final discussion

Flavor effects in leptogenesis can produce significant deviations from the usual results obtained within the one-flavor approximation. However, these are quite restricted in the strong wash-out regime, imposing that the final asymmetry is unambiguously determined for different choices of the initial conditions.

The traditional lowest bounds on M_1 and T_{reh} are essentially the same as in the one-flavor approximation. Therefore, this does not help to reconcile the leptogenesis N_1 DS scenario lower bound with the upper bound on the reheating temperature from the gravitino problem. For this purpose it is necessary to go beyond a hierarchical heavy neutrino spectrum [10, 4, 29, 19].

On the other hand, for a fixed value of the decay parameter K_1 , the lower bounds can be relaxed if it is possible to explain the observed asymmetry as dominantly produced in one flavor. This scenario seems not easily achievable since typically for low values of the projector, the final associated asymmetry is also lower.

An interesting feature of flavor effects is that they depend in general on the low energy parameters [9, 12], in particular on the lightest neutrino mass m_1 and on the phases in the neutrino mixing parameters. We have studied an interesting example assuming the conditions for maximal total CP asymmetry. We showed that for vanishing phases and lightest neutrino mass one essentially recovers the one-flavor approximation just with halved wash-

out, the semi-democratic case, where the electron flavor gives a negligible contribution while the final asymmetry is equally shared between the muon and the tauon flavor contributions. However, switching on simultaneously a non-vanishing lightest neutrino mass and Majorana phases, lead to an enhancement of the CP asymmetry in the muon flavor. In this way a muon-flavor dominated picture is realized, where the wash-out is much lower compared to the case when flavor effects are neglected. It is then quite interesting that there is an emerging interplay between future low energy experiments and flavored leptogenesis predictions on the matter-antimatter asymmetry of the Universe.

Acknowledgments

It is a pleasure to thank M. Plümacher and G. Raffelt for useful comments and discussions.

Appendix

In this appendix we discuss the effects of $\Delta L = 1$ scatterings [16, 17, 18] on the determination of the efficiency factors $\kappa_{1\alpha}^f$ and more particularly on K_\star . It has been recently noticed that scatterings also contribute to the CP violating source term with the same CP asymmetries $\varepsilon_{i\alpha}$ associated to inverse decays [28, 30, 14]. Therefore, here we also want to discuss the effect of this term extending the analytic procedure of [5], where it was not included. Including scatterings the kinetic equations (10) in the N_1 DS get modified as

$$\frac{dN_{N_1}}{dz} = -(D_1 + S_1) (N_{N_1} - N_{N_1}^{\text{eq}}) \quad (41)$$

$$\frac{dN_{\Delta_\alpha}}{dz} = \varepsilon_{1\alpha} (D_1 + S_1) (N_{N_1} - N_{N_1}^{\text{eq}}) - P_{1\alpha}^0 (W_1^{\text{ID}} + W_1^{\text{S}}) N_{\Delta_\alpha}. \quad (42)$$

The notation is the same as in [5], except that here we are keeping the index referring to the lightest RH neutrino. Defining

$$j_1(z) \equiv 1 + \frac{S_1}{D_1}, \quad (43)$$

the expression (25) for $\kappa_{1\alpha}^f$ in the case of initial thermal abundance ($N_{N_1}^{\text{in}} = 1$) gets generalized as

$$\kappa(K_{1\alpha}) \equiv \frac{2}{z_B(K_{1\alpha}) K_{1\alpha} j_1(z_B)} \left(1 - e^{-\frac{K_{1\alpha} z_B (K_{1\alpha}) j_1(z_B)}{2}} \right). \quad (44)$$

Comparing with the result obtained when scatterings are neglected in the CP violating term, there is now $j_1(z_B)$ instead of $j_1^2(z_B)$, making the effect of scatterings even less

important than it was already. This could be relevant in the case of a dynamically generated abundance in the weak wash-out regime, since scatterings are able to produce a larger abundance at the decay time. However again, when the effect of scatterings is included in the CP violating term as well, this enhancing effect is greatly reduced. The Eq. (29) for κ_-^f , when scatterings are included, becomes indeed

$$\kappa_-^f(K_1, P_{1\alpha}^0) \simeq -\frac{2}{P_{1\alpha}^0} e^{-\frac{N_S(K_{1\alpha})}{2}} \left(e^{\frac{P_{1\alpha}^0}{2}} \overline{N}_S(K_1) - 1 \right), \quad (45)$$

where

$$N_S(K_{1\alpha}) = \frac{3\pi K_{1\alpha}}{4} + \int_0^\infty dz' W_{1\alpha}^{\text{ID}} \frac{S_1}{D_1}. \quad (46)$$

The expression (31) for κ_+^f remains formally unchanged, but now $\overline{N}_S(K_1)$ has to be calculated replacing $N(K_1)$ with $N_S(K_1)$ into the Eq. (30). Even without specifying at all the scattering term S_1 , there is quite an interesting general feature resulting from the inclusion of scatterings in the CP violating term. One can indeed calculate the behavior of $\kappa_{1\alpha}^f = \kappa_+^f + \kappa_-^f$ for $K_1 \rightarrow 0$ discovering that [14]

$$\kappa_{1\alpha} \rightarrow P_{1\alpha}^0 \left[\frac{N_{N_1}(z_{\text{eq}})}{2} \right]^2 \propto K_1^2, \quad (47)$$

exactly as in the case when scatterings are neglected [5], except for the modified $N_{N_1}(z_{\text{eq}})$. The reason is that now there is a proportionality between asymmetry generation and neutrino production both in scatterings and in inverse decays. Conversely, when scatterings are neglected in the CP violating term, there is an overproduction of neutrinos due to scatterings not compensated by an equal (negative) production of asymmetry, such that scatterings enhance the final asymmetry that is $\propto K_1$ instead of K_1^2 . Notice however that in the strong wash-out regime there is practically no difference.

In the Fig. 5 we have plotted the final efficiency factor $\kappa_{1\alpha}^f$ using a useful analytic expression for $j_1(z)$ given by [5]

$$j_1(z) \simeq \left[\frac{z}{a} \ln \left(1 + \frac{a}{z} \right) + \frac{K_1^S}{K_1 z} \right] \left(1 + \frac{15}{8z} \right), \quad (48)$$

where $a = K_1/K_1^S \ln(M_1/M_h)$ and $K_1^S \simeq 0.1 K_1$. This approximation works well when scatterings involving gauge bosons and thermal effects [17, 18] are neglected. The different curves are obtained for $M_1/M_H = 10, 10^5$ and 10^{10} and compared with the case when scatterings are neglected (solid lines). Notice that the chosen values for M_1/M_H are the same as in [5]. A comparison shows that the results exhibit now a greatly reduced model dependence, here illustrated by the different values of M_1/M_H , also in the weak wash-out regime. Including thermal effects and scatterings involving gauge bosons would yield

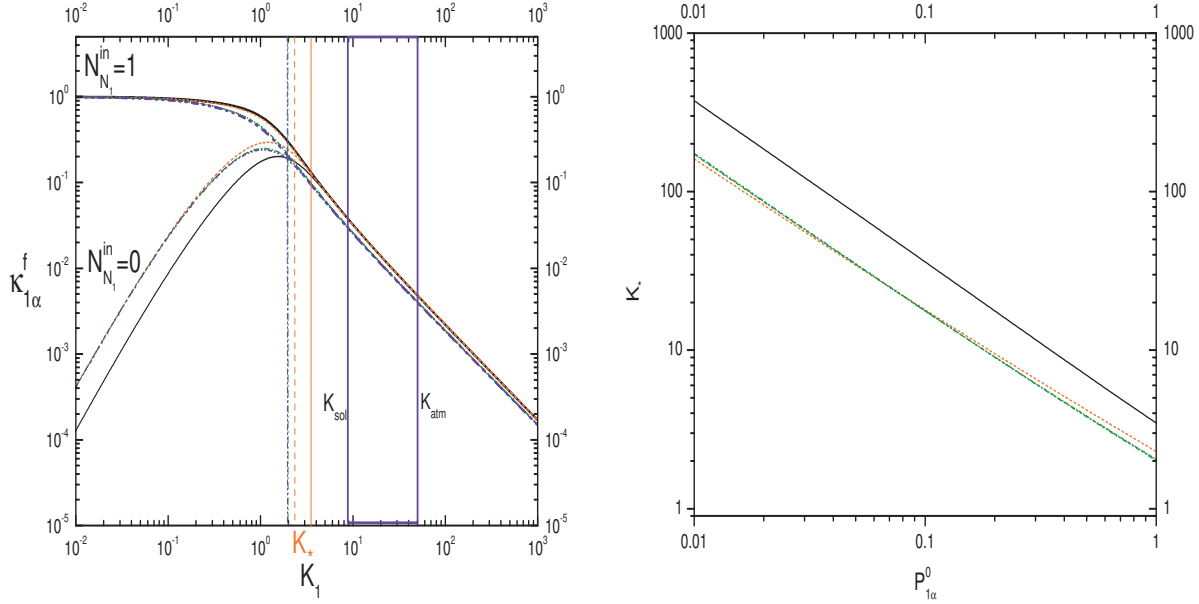


Figure 9: Efficiency factor (left panel) and K_* (right panel) when scatterings are taken into account for 3 values of M_1/M_H : 10 (dash), 10^5 (dot-dash), 10^{10} (dot-dot-dash), to be compared with the case when they are neglected (solid lines).

similar results. In conclusion, the inclusion of scatterings in the CP violating terms greatly reduces the theoretical uncertainties in the weak wash-out regime, even though these are still much larger than in the strong wash-out regime. In particular the asymptotic behavior $\propto K^2$ at small K is a robust feature, as explained by the Eq. (47). In the right panel we have shown the corresponding value of K_* . Notice that thermal effects are approximately reproduced by a thermal Higgs mass $M_H \simeq 0.4T$ [17, 18] and in the strong wash-out regime this is approximately equivalent to the case $M_1/M_H \simeq 10$ where scatterings produce just a correction in the calculation of K_* . Even for larger M_1/M_H the value of K_* calculated neglecting scatterings is within the precision needed for the results of the paper, thus justifying the approximation to neglect scatterings.

References

- [1] P. Minkowski, Phys. Lett. B **67** (1977) 421; T. Yanagida, in *Workshop on Unified Theories*, KEK report 79-18 (1979) p. 95; M. Gell-Mann, P. Ramond, R. Slansky, in *Supergravity* (North Holland, Amsterdam, 1979) eds. P. van Nieuwenhuizen, D. Freedman, p. 315; S.L. Glashow, in *1979 Cargese Summer Institute on Quarks and Leptons* (Plenum Press, New York, 1980) p. 687; R. Barbieri, D. V. Nanopoulos, G. Morchio

- and F. Strocchi, Phys. Lett. B **90** (1980) 91; R. N. Mohapatra and G. Senjanovic, Phys. Rev. Lett. **44** (1980) 912.
- [2] M. Fukugita, T. Yanagida, Phys. Lett. B **174** (1986) 45.
 - [3] V. A. Kuzmin, V. A. Rubakov, M. E. Shaposhnikov, Phys. Lett. B **155** (1985) 36.
 - [4] W. Buchmüller, P. Di Bari and M. Plümacher, Nucl. Phys. B **665** (2003) 445.
 - [5] W. Buchmüller, P. Di Bari and M. Plümacher, Annals Phys. **315** (2005) 305.
 - [6] S. Davidson, A. Ibarra, Phys. Lett. B **535** (2002) 25.
 - [7] P. Di Bari, Nucl. Phys. B **727** (2005) 318.
 - [8] R. Barbieri, P. Creminelli, A. Strumia and N. Tetradis, Nucl. Phys. B **575** (2000) 61.
 - [9] T. Endoh, T. Morozumi and Z. h. Xiong, Prog. Theor. Phys. **111** (2004) 123.
 - [10] A. Pilaftsis and T. E. J. Underwood, Phys. Rev. D **72** (2005) 113001.
 - [11] O. Vives, Phys. Rev. D **73** (2006) 073006.
 - [12] E. Nardi, Y. Nir, E. Roulet and J. Racker, JHEP **0601** (2006) 164.
 - [13] A. Abada, S. Davidson, F. X. Josse-Michaux, M. Losada and A. Riotto, JCAP **0604** (2006) 004.
 - [14] A. Abada, S. Davidson, A. Ibarra, F. X. Josse-Michaux, M. Losada and A. Riotto, arXiv:hep-ph/0605281.
 - [15] L. Covi, E. Roulet, F. Vissani, Phys. Lett. B **384** (1996) 169.
 - [16] M. A. Luty, Phys. Rev. D **45** (1992) 455; M. Plümacher, Z. Phys. C **74** (1997) 549.
 - [17] A. Pilaftsis and T. E. J. Underwood, Nucl. Phys. B **692** (2004) 303.
 - [18] G. F. Giudice, A. Notari, M. Raidal, A. Riotto and A. Strumia, Nucl. Phys. B **685** (2004) 89.
 - [19] S. Blanchet and P. Di Bari, JCAP **0606** (2006) 023.
 - [20] WMAP Collaboration, D. N. Spergel *et al.*, Astrophys. J. Suppl. **148** (2003) 175; M. Tegmark *et al.* [SDSS Collaboration], Phys. Rev. D **69** (2004) 103501.

- [21] J. A. Casas and A. Ibarra, Nucl. Phys. B **618** (2001) 171.
- [22] T. Asaka, K. Hamaguchi, M. Kawasaki and T. Yanagida, Phys. Lett. B **464** (1999) 12.
- [23] P. Di Bari, AIP Conf. Proc. **655** (2003) 208 [arXiv:hep-ph/0211175]; P. Di Bari, [arXiv:hep-ph/0406115].
- [24] K. S. Babu, C. N. Leung and J. T. Pantaleone, Phys. Lett. B **319** (1993) 191 [arXiv:hep-ph/9309223]; S. Antusch, J. Kersten, M. Lindner and M. Ratz, Nucl. Phys. B **674** (2003) 401.
- [25] S. Eidelman et al., Phys. Lett. **B592**, 1 (2004) (URL:<http://pdg.lbl.gov/>).
- [26] W. Buchmüller, P. Di Bari and M. Plümacher, Phys. Lett. B **547** (2002) 128.
- [27] U. Seljak, A. Slosar and P. McDonald, arXiv:astro-ph/0604335; A. Goobar, S. Hannestad, E. Mortsell and H. Tu, arXiv:astro-ph/0602155; S. Hannestad and G. G. Raffelt, arXiv:astro-ph/0607101.
- [28] A. Pilaftsis, Int. J. Mod. Phys. A **14** (1999) 1811.
- [29] T. Hambye, Y. Lin, A. Notari, M. Papucci and A. Strumia, Nucl. Phys. B **695** (2004) 169.
- [30] E. Nardi, see quotation in [14].