

Branching Ratio and CP Asymmetry of $B^0 \rightarrow \pi^0 \pi^0$ Decays in the Perturbative QCD Approach

Zhenjun Xiao, Dongqin Guo and Xinfen Chen

Department of Physics and Institute of Theoretical Physics,
Nanjing Normal University, Nanjing, Jiangsu 210097, P.R.China

(Dated: March 21, 2019)

Abstract

We calculate the branching ratios and CP-violating asymmetries for $B^0 \rightarrow \pi^0 \pi^0$; $\pi^0 \pi^0$ and $\pi^0 \pi^0$ decays in the perturbative QCD (pQCD) factorization approach. The pQCD predictions for the CP-averaged branching ratios are $\text{Br}(B^0 \rightarrow \pi^0 \pi^0) = (0.25 \pm 0.09) \times 10^{-6}$, $\text{Br}(B^0 \rightarrow \pi^0 \pi^0) = (0.12 \pm 0.04) \times 10^{-6}$, and $\text{Br}(B^0 \rightarrow \pi^0 \pi^0) = (0.10 \pm 0.04) \times 10^{-6}$, which are consistent with the measured value or currently available experimental limits. We also predict large CP-violating asymmetries in $B^0 \rightarrow \pi^0 \pi^0$ decays, which can be tested by the future B meson experiments.

PACS numbers: 13.25.Hw, 12.38.Bx, 14.40.Nd

Electronic address: xiaozhenjun@njnu.edu.cn

I. INTRODUCTION

The two-body charmless B meson decays provide a good place for testing the standard model (SM), studying CP violation of B meson system, exploring the rich quantum chromodynamics (QCD) of strong interaction and searching for the signal or evidence of new physics beyond the SM [1]. Up to now, many $B \rightarrow M_1 M_2$ decays (where M_i refers to the light pseudo-scalar or vector mesons) have been measured experimentally [2, 3] with good accuracy, calculated and studied phenomenologically in the QCD factorization (QCDF) approach [4, 5, 6, 7], in the perturbative QCD (pQCD) approach [8, 9, 10, 11, 12, 13, 14, 15, 16], and in the soft collinear effective theory (SCET) [17].

Among various $B \rightarrow M_1 M_2$ decay channels, the decays involving the isosinglet or 0 mesons in the final state have been studied extensively during the past decade because of the so-called K^0 puzzle or other special features. At present, we still do not know how large is the gluonic content of the 0 meson, and how to calculate reliably the gluonic contributions to the decay modes involving 0 meson. It is still very difficult to explain the observed pattern of the branching ratios for $B \rightarrow K^{(*)} ^0$ decays.

In pQCD factorization approach, the $B \rightarrow K^{*0}$, 0 and 0 decays have been studied in Refs.[13, 14, 15, 16]. In this paper, we would like to calculate the branching ratios and CP asymmetries for the three $B \rightarrow \pi^0$; 0 and 0 decays by employing the low energy effective Hamiltonian [18] and the pQCD approach [19, 20, 21]. Besides the usual factorizable contributions, we here are able to evaluate the non-factorizable and the annihilation contributions to these decays. On the experimental side, the CP-averaged branching ratios and $B \rightarrow \pi^0$ decays have been measured very recently [22]:

$$\text{Br}(B^0 \rightarrow \pi^0) = 0.2^{+0.7}_{-0.5} \sim 0.4 \times 10^{-6}; \quad (1)$$

For $B \rightarrow \pi^0$ and 0 decays, only the experimental upper limits for the branching ratios are available now [3]

$$\text{Br}(B^0 \rightarrow \pi^0) < 2.0 \times 10^{-6}; \quad \text{Br}(B^0 \rightarrow ^0) < 10 \times 10^{-6}; \quad (2)$$

This paper is organized as follows. In Sec. II, we give a brief review for the pQCD factorization approach. In Sec. III, we calculate analytically the related Feynman diagrams and present the various decay amplitudes for the studied decay modes. In Sec. IV, we show the numerical results for the branching ratios and CP asymmetries of $B \rightarrow K^{(*)} ^0$ decays and compare them with the measured values or the theoretical predictions in QCDF approach. The summary and some discussions are included in the final section.

II. THEORETICAL FRAMEWORK

For the non-leptonic B decays, the dominant theoretical uncertainty comes from the evaluation of the hadronic matrix element $\langle M_1 M_2 | \mathcal{O}_i | B \rangle$. Now there are two popular factorization approaches being used to calculate the matrix elements: the QCDF approach [4] and the pQCD approach [19, 20, 21]. The pQCD approach has been developed earlier from the QCD hard-scattering approach [21]. Some elements of this approach are also present in the QCD factorization approach [4, 5]. The two major differences between these two approaches are (a) the form factors are calculable perturbatively in pQCD approach,

but taken as the input parameters extracted from other experimental measurements in the QCD approach; and (b) the annihilation contributions are calculable and play an important role in producing CP violation for the considered decay modes in PQCD approach, but it could not be evaluated reliably in QCD approach. Of course, one should remember that the assumptions behind the PQCD approach, specially the possibility to calculate the form factors perturbatively, are still under discussion [23]. More efforts are needed to clarify these problems.

In pQCD approach, the decay amplitude is separated into soft, hard, and harder dynamics characterized by different energy scales ($m_b; M_W$). It is conceptually written as the convolution,

$$A(B \rightarrow M_1 M_2) = \int d^4 k_1 d^4 k_2 d^4 k_3 \text{Tr}[C(t) \Gamma_B(k_1) \Gamma_{M_1}(k_2) \Gamma_{M_2}(k_3) H(k_1; k_2; k_3; t)]; \quad (3)$$

where k_i 's are momenta of light quarks included in each mesons, and Tr denotes the trace over Dirac and color indices. $C(t)$ is the Wilson coefficient which results from the radiative corrections at short distance. In the above convolution, $C(t)$ includes the harder dynamics at larger scale than M_B scale and describes the evolution of local 4-Fermi operators from m_W (the W boson mass) down to $O(1/M_B)$ scale, where $M_B = m_b$. The function $H(k_1; k_2; k_3; t)$ is the hard part and can be calculated perturbatively. The function Γ_M is the wave function which describes hadronization of the quark and anti-quark to the meson M . While the function H depends on the process considered, the wave function Γ_M is independent of the specific process. Using the wave functions determined from other well measured processes, one can make quantitative predictions here.

Since the b quark is rather heavy we consider the B meson at rest for simplicity. It is convenient to use light-cone coordinate (p^+, p^-, p_T) to describe the meson's momenta,

$$p = \frac{1}{2}(p^0 + p^3); \quad \text{and} \quad p_T = (p^1; p^2); \quad (4)$$

Using these coordinates the B meson and the two final state meson momenta can be written as

$$P_1 = \frac{M_B}{2}(1; 1; 0_T); \quad P_2 = \frac{M_B}{2}(1; 0; 0_T); \quad P_3 = \frac{M_B}{2}(0; 1; 0_T); \quad (5)$$

respectively, here the light meson masses have been neglected. Putting the light (anti-) quark momenta in B, π^0 and π^\pm mesons as k_1, k_2 , and k_3 , respectively, we can choose

$$k_1 = (x_1 P_1^+; 0; k_{1T}); \quad k_2 = (x_2 P_2^+; 0; k_{2T}); \quad k_3 = (0; x_3 P_3^-; k_{3T}); \quad (6)$$

Then, for $B \rightarrow \pi^0$ decay for example, the integration over k_1, k_2 , and k_3 in eq.(3) will lead to

$$A(B \rightarrow \pi^0) = \int dx_1 dx_2 dx_3 b_1 db_1 b_2 db_2 b_3 db_3 \text{Tr}[C(t) \Gamma_B(x_1; b_1) \Gamma_{\pi^0}(x_2; b_2) \Gamma_{\pi^0}(x_3; b_3) H(x_1; b_1; t) S_t(x_1) e^{S(t)}]; \quad (7)$$

where b_i is the conjugate space coordinate of k_{iT} , and t is the largest energy scale in function $H(x_i; b_i; t)$. The large logarithms $\ln(m_W = t)$ are included in the Wilson coefficients

$C(t)$. The large double logarithms ($\ln^2 x_i$) on the longitudinal direction are summed by the threshold resummation [24], and they lead to $S_t(x_i)$ which smears the end-point singularities on x_i . The last term, $e^{S(t)}$, is the Sudakov form factor which suppresses the soft dynamics effectively [25]. Thus it makes the perturbative calculation of the hard part H applicable at intermediate scale, i.e., M_B scale. We will calculate analytically the function $H(x_i; b_i; t)$ for the considered decays in the first order in α_s expansion and give the convoluted amplitudes in next section.

A. Wilson Coefficients

For the two-body charmless B meson decays, the related weak effective Hamiltonian H_{eff} can be written as [18]

$$H_{\text{eff}} = \frac{G_F}{2} V_{ub} V_{ud}^* \left(C_1(\mu) O_1^u(\mu) + C_2(\mu) O_2^u(\mu) \right) + \sum_{i=3}^{10} V_{tb} V_{td}^* C_i(\mu) O_i(\mu); \quad (8)$$

where $C_i(\mu)$ are Wilson coefficients at the renormalization scale μ and O_i are the four-fermion operators

$$\begin{aligned} O_1^u &= \bar{d}_L \gamma_\mu \gamma_5 u_L \bar{b}_R \gamma^\mu \gamma_5 u_R; & O_2^u &= \bar{d}_L \gamma_\mu \gamma_5 u_L \bar{b}_R \gamma^\mu \gamma_5 u_R; \\ O_3 &= \bar{d}_L \gamma_\mu \gamma_5 b_L \bar{q}^0 \gamma^\mu \gamma_5 q^0; & O_4 &= \bar{d}_L \gamma_\mu \gamma_5 b_L \bar{q}^0 \gamma^\mu \gamma_5 q^0; \\ O_5 &= \bar{d}_L \gamma_\mu \gamma_5 b_L \bar{q}^0 \gamma^\mu \gamma_5 q^0; & O_6 &= \bar{d}_L \gamma_\mu \gamma_5 b_L \bar{q}^0 \gamma^\mu \gamma_5 q^0; \\ O_7 &= \frac{3}{2} \bar{d}_L \gamma_\mu \gamma_5 b_L \bar{q}^0 \gamma^\mu \gamma_5 q^0; & O_8 &= \frac{3}{2} \bar{d}_L \gamma_\mu \gamma_5 b_L \bar{q}^0 \gamma^\mu \gamma_5 q^0; \\ O_9 &= \frac{3}{2} \bar{d}_L \gamma_\mu \gamma_5 b_L \bar{q}^0 \gamma^\mu \gamma_5 q^0; & O_{10} &= \frac{3}{2} \bar{d}_L \gamma_\mu \gamma_5 b_L \bar{q}^0 \gamma^\mu \gamma_5 q^0; \end{aligned} \quad (9)$$

where μ and μ_b are the $SU(3)$ color indices; L and R are the left- and right-handed projection operators with $L = (1 - \gamma_5)$, $R = (1 + \gamma_5)$. The sum over q^0 runs over the quark fields that are active at the scale $\mu = O(m_b)$, i.e., $q^0 = u, d, s, c, b, g$. For the Wilson coefficients $C_i(\mu)$ ($i = 1, \dots, 10$), we will use the leading order (LO) expressions, although the next-to-leading order (NLO) results already exist in the literature [18]. This is the consistent way to cancel the explicit μ dependence in the theoretical formulae. For the renormalization group evolution of the Wilson coefficients from higher scale to lower scale, we use the formulae as given in Ref.[8] directly.

B. Wave Functions

In the resummation procedures, the B meson is treated as a heavy-light system. In general, the B meson light-cone matrix element can be decomposed as [26, 27]

$$\begin{aligned} & \int_0^1 \frac{d^4 z}{(2\pi)^4} e^{ik_1 \cdot z} \langle 0 | \bar{\psi}(0) \gamma_\mu \gamma_5 \psi(z) | B(p_B) \rangle \\ &= \frac{i}{2N_C} (\not{p}_B + m_B) \gamma_\mu \gamma_5 \not{v} \phi_B(k_1) + \frac{\not{p}_B \not{v}}{2} \phi_B(k_1); \end{aligned} \quad (10)$$

where $n = (1; 0; 0_T)$, and $v = (0; 1; 0_T)$ are the unit vectors pointing to the plus and minus directions, respectively. From the above equation, one can see that there are two

Lorentz structures in the B meson distribution amplitudes. They obey to the following normalization conditions

$$\int \frac{d^4 k_1}{(2\pi)^4} \phi_B(k_1) = \frac{f_B}{2} \frac{1}{2N_c}; \quad \int \frac{d^4 k_1}{(2\pi)^4} \chi_B(k_1) = 0; \quad (11)$$

In general, one should consider these two Lorentz structures in calculations of B meson decays. However, it can be argued that the contribution of χ_B is numerically small [28, 29], thus its contribution can be numerically neglected. Therefore, we only consider the contribution of Lorentz structure

$$\phi_B = \frac{1}{2N_c} (\not{p}_B + m_B) \gamma_5 \psi_B(k_1); \quad (12)$$

in our calculation. We use the same wave functions as in Refs. [8, 9, 29]. Throughout this paper, we use the light-cone coordinates to write the four momentum as $(k_1^+; k_1^-; k_1^\perp)$. In the next section, we will see that the hard part is always independent of one of the k_1^+ and/or k_1^- , if we make some approximations. The B meson wave function is then the function of variable k_1^- (or k_1^+) and k_1^\perp .

$$\phi_B(k_1^-; k_1^\perp) = \int dk_1^+ \phi_B(k_1^+; k_1^-; k_1^\perp); \quad (13)$$

The wave function for dd components of B^0 meson are given as

$$\phi_{dd}(P; x; k^\perp) = \phi_{dd}^A(x) + m_0^{dd} \phi_{dd}^P(x) + m_0^{dd} (\not{v} \not{n})^T \phi_{dd}(x) \quad (14)$$

where P and x are the momentum and the momentum fraction of dd , respectively. We assumed here that the wave function of dd is same as the $u\bar{u}$ wave function. The parameter is either +1 or -1 depending on the assignment of the momentum fraction x .

The transverse momentum k^\perp is usually converted to the b parameter by Fourier transformation. The initial conditions of $\phi_i(x)$, $i = B; \pi^0$, are of non-perturbative origin, satisfying the normalization

$$\int_0^1 \phi_i(x; b=0) dx = \frac{1}{2} \frac{f_i}{6}; \quad (15)$$

with f_i the meson decay constants.

III. PERTURBATIVE CALCULATIONS

In this section, we will calculate and show the decay amplitude for each diagram including wave functions. The hard part $H(t)$ involves the four quark operators and the necessary hard gluon connecting the four quark operator and the spectator quark. We first consider $B \rightarrow \pi^0$ decay mode, and then extend the analytical expressions to $B \rightarrow \pi^0 \pi^0$ decay. Similar to the $B \rightarrow \pi^0$ decays in [16], there are 8 type diagrams contributing to the $B \rightarrow \pi^0$ decays, as illustrated in Figure 1. We first calculate the usual factorizable

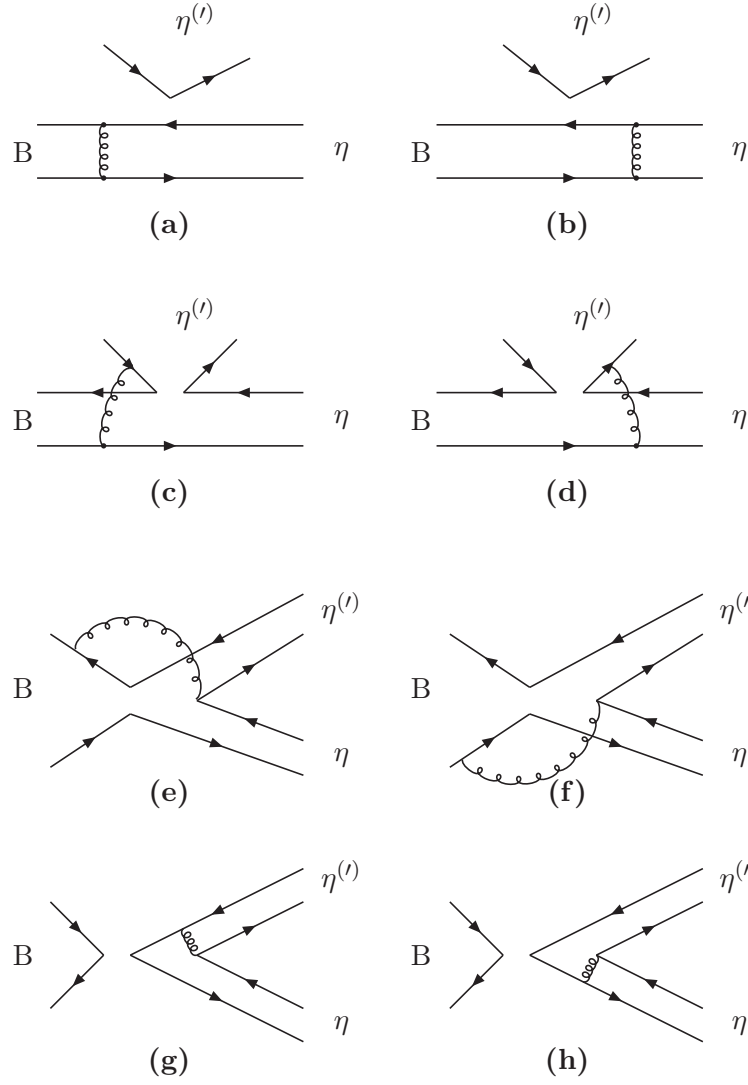


FIG. 1: Diagrams contributing to the $B \rightarrow \eta \eta'$ decays, where diagram (a) and (b) contribute to the $B \rightarrow \eta \eta'$ form factor $F_{0;1}^{B \rightarrow \eta \eta'}$.

diagrams (a) and (b). Operators O_1, O_2, O_3, O_4, O_9 , and O_{10} are $(V-A)(V-A)$ currents, the sum of their amplitudes is given as

$$\begin{aligned}
 F_e = & 8 C_F m_B^4 \int_0^1 dx_1 dx_3 \int_0^1 db_1 db_3 b_1 db_1 b_3 db_3 B(x_1; b_1) \\
 & (1+x_3) h_e(x_3; b_3) + (1-2x_3) r^P(x_3; b_3) + t_e^1(x_3; b_3)) \\
 & s(t_e^1) h_e(x_1; x_3; b_1; b_3) \exp[-S_{ab}(t_e^1)] \\
 & + 2r^P(x_3; b_3) s(t_e^2) h_e(x_3; x_1; b_3; b_1) \exp[-S_{ab}(t_e^2)] : \quad (16)
 \end{aligned}$$

where $r = m_0/m_B$; $C_F = 4/3$ is a color factor. The function h_e , the scales t_e^i and the Sudakov factors S_{ab} are displayed in Appendix A.

The form factors of $B \rightarrow \eta \eta'$ decay, $F_{0;1}^{B \rightarrow \eta \eta'}(0)$, can thus be extracted from the expression in Eq. (16), that is

$$F_0^{B \rightarrow \eta \eta'}(q^2 = 0) = F_1^{B \rightarrow \eta \eta'}(q^2 = 0) = F_e = m_B^2; \quad (17)$$

which is identical with that defined in Ref. [28].

The operators O_5, O_6, O_7 , and O_8 have a structure of $(V - A)(V + A)$. In some decay channels, some of these operators contribute to the decay amplitude in a factorizable way. Since only the axial-vector part of $(V + A)$ current contribute to the pseudo-scalar meson production, $\langle \bar{\psi} - A \beta \psi | \bar{\psi} + A \beta \psi | \bar{\psi} - A \beta \psi | \bar{\psi} + A \beta \psi \rangle$; that is

$$F_e^{P1} = F_e : \quad (18)$$

For other cases, we need to do Fierz transformation for the corresponding operators to get right color structure for factorization to work. We may get $(S - P)(S + P)$ operators from $(V - A)(V + A)$ ones. For these $(S - P)(S + P)$ operators, Fig. 1 (a) and 1 (b) give

$$\begin{aligned} F_e^{P2} = & 16 C_F m_B^4 r_{(0)} \int_0^1 dx_1 dx_3 \int_0^1 db_1 db_3 \delta_{B-}(\mathbf{x}_1; \mathbf{b}_1) \\ & (\mathbf{x}_3; \mathbf{b}_3) + r_{(2)} (2 + \mathbf{x}_3)^P (\mathbf{x}_3; \mathbf{b}_3) - \mathbf{x}_3^T (\mathbf{x}_3; \mathbf{b}_3)) \\ & s(t_e^1) h_e(\mathbf{x}_1; \mathbf{x}_3; \mathbf{b}_1; \mathbf{b}_3) \exp[S_{ab}(t_e^1)] \\ & + \mathbf{x}_1^T (\mathbf{x}_3; \mathbf{b}_3) - 2(\mathbf{x}_1 - 1) r_{(2)}^P (\mathbf{x}_3; \mathbf{b}_3) \\ & s(t_e^2) h_e(\mathbf{x}_3; \mathbf{x}_1; \mathbf{b}_3; \mathbf{b}_1) \exp[S_{ab}(t_e^2)] : \end{aligned} \quad (19)$$

For the non-factorizable diagrams 1 (c) and 1 (d), all three meson wave functions are involved. The integration of b_3 can be performed using $\delta(\mathbf{b}_3 - \mathbf{b}_1)$, leaving only integration of b_1 and b_2 . For the $(V - A)(V - A)$ operators, the result is

$$\begin{aligned} M_e = & \frac{16}{3} C_F m_B^4 \int_0^1 dx_1 dx_2 dx_3 \int_0^1 db_1 db_2 \delta_{B-}(\mathbf{x}_1; \mathbf{b}_1) \delta_{(0)}(\mathbf{x}_2; \mathbf{b}_2) \\ & 2\mathbf{x}_3 r^T (\mathbf{x}_3; \mathbf{b}_1) - \mathbf{x}_3^T (\mathbf{x}_3; \mathbf{b}_1) \\ & s(t_f) h_f(\mathbf{x}_1; \mathbf{x}_2; \mathbf{x}_3; \mathbf{b}_1; \mathbf{b}_2) \exp[S_{cd}(t_f)] : \end{aligned} \quad (20)$$

For the $(V - A)(V + A)$ operators the formulae are different. Here we have two kinds of contributions from $(V - A)(V + A)$ operators: M_e^{P1} and M_e^{P2} is for the $(V - A)(V + A)$ and $(S - P)(S + P)$ type operators respectively:

$$M_e^{P1} = 0; \quad M_e^{P2} = M_e : \quad (21)$$

The factorizable annihilation diagrams 1 (g) and 1 (h) involve only δ and (0) wave functions. There are also three kinds of decay amplitudes for these two diagrams. F_a is for $(V - A)(V - A)$ type operators, F_a^{P1} is for $(V - A)(V + A)$ type operators, while F_a^{P2} is for $(S - P)(S + P)$ type operators.

$$\begin{aligned} F_a^{P1} = F_a = & 8 C_F m_B^4 \int_0^1 dx_2 dx_3 \int_0^1 db_2 db_3 \delta_{B-}(\mathbf{x}_3; \mathbf{b}_3) \delta_{(0)}(\mathbf{x}_2; \mathbf{b}_2) \\ & + 2r_{(0)} ((\mathbf{x}_3 + 1)^P (\mathbf{x}_3; \mathbf{b}_3) + (\mathbf{x}_3 - 1)^T (\mathbf{x}_3; \mathbf{b}_3)) \delta_{(0)}(\mathbf{x}_2; \mathbf{b}_2) \\ & s(t_e^3) h_a(\mathbf{x}_2; \mathbf{x}_3; \mathbf{b}_2; \mathbf{b}_3) \exp[S_{gh}(t_e^3)] \\ & \mathbf{x}_2^T (\mathbf{x}_3; \mathbf{b}_3) \delta_{(0)}(\mathbf{x}_2; \mathbf{b}_2) \\ & + 2r_{(0)} ((\mathbf{x}_2 + 1)^P (\mathbf{x}_2; \mathbf{b}_2) + (\mathbf{x}_2 - 1)^T (\mathbf{x}_2; \mathbf{b}_2)) \delta_{(0)}(\mathbf{x}_3; \mathbf{b}_3) \\ & s(t_e^4) h_a(\mathbf{x}_3; \mathbf{x}_2; \mathbf{b}_3; \mathbf{b}_2) \exp[S_{gh}(t_e^4)] \end{aligned} \quad (22)$$

$$\begin{aligned}
F_a^{P2} = & \frac{16}{nh} C_F m_B^4 \int_0^1 dx_2 \int_0^1 dx_3 \int_0^1 db_2 \int_0^1 db_3 \int_0^1 db_3 \\
& \times r_{(0)}^P(x_3; b_3) r_{(0)}^t(x_3; b_3) r_{(0)}(x_2; b_2) + 2r_{(0)}(x_3; b_3) r_{(0)}^P(x_2; b_2) \\
& \times h_s(t_e^3) h_a(x_2; x_3; b_2; b_3) \exp[S_{gh}(t_e^3)] \\
& + x_2 r_{(0)}(x_2; b_2) r_{(0)}^t(x_2; b_2) r_{(0)}(x_3; b_3) + 2r_{(0)}(x_2; b_2) r_{(0)}^P(x_3; b_3) \\
& \times h_s(t_e^4) h_a(x_3; x_2; b_3; b_2) \exp[S_{gh}(t_e^4)] : \quad (23)
\end{aligned}$$

For the non-factorizable annihilation diagrams 1(e) and 1(f), again all three wave functions are involved. Here we have three kinds of contributions. M_a , M_a^{P1} and M_a^{P2} describe the contributions from $(V-A)(V-A)$, $(V-A)(V+A)$ and $(S-P)(S+P)$ type operators respectively:

$$\begin{aligned}
M_a = & \frac{16}{3} C_F m_B^4 \int_0^1 dx_1 \int_0^1 dx_2 \int_0^1 dx_3 \int_0^1 db_1 \int_0^1 db_2 \int_0^1 db_2 \int_0^1 db_1 (x_1; b_1) \\
& \times h(x_2; b_2) r_{(0)}(x_2; b_2) \\
& + r_{(0)}(x_2 + x_3 + 2) r_{(0)}^P(x_2; b_2) + (x_2 - x_3) r_{(0)}^t(x_2; b_2) r_{(0)}^P(x_3; b_2) \\
& + r_{(0)}(x_2 - x_3) r_{(0)}^P(x_3; b_2) + (x_2 + x_3 - 2) r_{(0)}^t(x_2; b_2) r_{(0)}^t(x_3; b_2) \\
& \times h_s(t_f^3) h_f^3(x_1; x_2; x_3; b_1; b_2) \exp[S_{ef}(t_f^3)] \\
& + x_3 h(x_3; b_2) r_{(0)}(x_2; b_2) \\
& + r_{(0)}(x_2 + x_3) r_{(0)}^P(x_2; b_2) + (x_3 - x_2) r_{(0)}^t(x_2; b_2) r_{(0)}^P(x_3; b_2) \\
& + r_{(0)}(x_3 - x_2) r_{(0)}^P(x_2; b_2) + (x_2 + x_3) r_{(0)}^t(x_2; b_2) r_{(0)}^t(x_3; b_2) \\
& \times h_s(t_f^4) h_f^4(x_1; x_2; x_3; b_1; b_2) \exp[S_{ef}(t_f^4)] ; \quad (24)
\end{aligned}$$

$$\begin{aligned}
M_a^{P1} = & \frac{16}{3} C_F m_B^4 \int_0^1 dx_1 \int_0^1 dx_2 \int_0^1 dx_3 \int_0^1 db_1 \int_0^1 db_2 \int_0^1 db_2 \int_0^1 db_1 (x_1; b_1) \\
& \times (x_3 - 2) r_{(0)}(x_2; b_2) (r_{(0)}^P(x_3; b_2) + r_{(0)}^t(x_3; b_2)) (x_2 - 2) r_{(0)}(x_3; b_2) \\
& \times (r_{(0)}^P(x_2; b_2) + r_{(0)}^t(x_2; b_2)) h_s(t_f^3) h_f^3(x_1; x_2; x_3; b_1; b_2) \exp[S_{ef}(t_f^3)] \\
& \times x_3 r_{(0)}(x_2; b_2) (r_{(0)}^P(x_3; b_2) + r_{(0)}^t(x_3; b_2)) \\
& \times x_2 r_{(0)}(x_3; b_2) (r_{(0)}^P(x_2; b_2) + r_{(0)}^t(x_2; b_2)) \\
& \times h_s(t_f^4) h_f^4(x_1; x_2; x_3; b_1; b_2) \exp[S_{ef}(t_f^4)] ; \quad (25)
\end{aligned}$$

$$\begin{aligned}
M_a^{P2} = & \frac{16}{3} \frac{P}{6} C_F m_B^4 \int_0^1 dx_1 \int_0^1 dx_2 \int_0^1 dx_3 \int_0^1 db_1 \int_0^1 db_2 \int_0^1 db_3 \phi_B(x_1; b_1) \\
& \phi_h(x_3; b_2) \phi_h(x_2; b_2) \\
& + r r_{(0)} \phi_h(x_2 + x_3 + 2) \phi_{(0)}^P(x_2; b_2) + (x_3 - x_2) \phi_{(0)}^t(x_2; b_2) \phi_{(0)}^P(x_3; b_2) \\
& + r r_{(0)} \phi_h(x_3 - x_2) \phi_{(0)}^P(x_3; b_2) + (x_2 + x_3 - 2) \phi_{(0)}^t(x_2; b_2) \phi_{(0)}^t(x_3; b_2) \\
& s(t_f^3) h_f^3(x_1; x_2; x_3; b_1; b_2) \exp[-S_{\text{ef}}(t_f^3)] \\
& \phi_h(x_2; b_2) \phi_h(x_2; b_2) \\
& + r r_{(0)} \phi_h(x_2 + x_3) \phi_{(0)}^P(x_2; b_2) + (x_2 - x_3) \phi_{(0)}^t(x_2; b_2) \phi_{(0)}^P(x_3; b_2) \\
& + r r_{(0)} \phi_h(x_2 - x_3) \phi_{(0)}^P(x_2; b_2) + (x_2 + x_3) \phi_{(0)}^t(x_2; b_2) \phi_{(0)}^t(x_3; b_2) \\
& s(t_f^4) h_f^4(x_1; x_2; x_3; b_1; b_2) \exp[-S_{\text{ef}}(t_f^4)] : \quad (26)
\end{aligned}$$

In the above equations, we have assumed that $x_1 \ll x_2, x_3$. Since the light quark momentum fraction x_1 in B meson is peaked at the small region, while quark momentum fraction x_3 of π is peaked around 0.5, this is not a bad approximation. The numerical results also show that this approximation makes very little difference in the final result. After using this approximation, all the diagrams are functions of $k_1^+ = x_1 m_B = \frac{1}{2}$ of B meson only, independent of the variable of k_1^- . Therefore the integration of eq.(13) is performed safely.

For the $B \rightarrow \pi^0$ decay, besides the Feynman diagrams as shown in Fig. 1 where the upper emitted meson is the π^0 , the Feynman diagrams obtained by exchanging the position of π^0 and π^0 also contribute to this decay mode. The corresponding expressions of amplitudes for new diagrams will be similar with those as given in Eqs.(16-26), since the π^0 and π^0 are all light pseudoscalar mesons and have the similar wave functions. The expressions of amplitudes for new diagrams can be obtained by the replacements

$$\pi^0 \rightarrow \pi^0; \quad P \rightarrow P_0; \quad t \rightarrow t_0; \quad r \rightarrow r_0; \quad (27)$$

For example, we find that:

$$F_{a0} = F_a; \quad F_{a0}^{P1} = F_a^{P1}; \quad F_{a0}^{P2} = F_a^{P2}; \quad (28)$$

Before we write down the complete decay amplitude for the studied decay modes, we firstly give a brief discussion about the π^0 mixing and the gluonic component of the π^0 meson. As is well-known, the π^0 and π^0 are neutral pseudoscalar ($J^P = 0^-$) mesons, and usually considered as mixtures of the $SU(3)_F$ singlet π_1 and the octet π_8 :

$$\pi^0 = \frac{\cos \theta_p}{\sin \theta_p} \pi_1 - \frac{\sin \theta_p}{\cos \theta_p} \pi_8; \quad (29)$$

with a quark content of $\pi_1 = (uu + dd + ss)/\sqrt{3}$ and $\pi_8 = (uu + dd - 2ss)/\sqrt{6}$ in the quark model. The angle θ_p in Eq. (29) is the mixing angle to be determined by various related experiments [30]. From previous studies, one found that the mixing angle should be in the range of $20^\circ < \theta_p < 10^\circ$. One best fit result as given in Ref.[13] is $17^\circ < \theta_p < 10^\circ$.

As shown in Eq. (29), η and η' are generally considered as a linear combination of light quark pairs $uu;dd$ and ss . But it should be noted that the η meson may have a gluonic component in order to interpret the anomalously large branching ratios of $B \rightarrow K \eta$ and $J/\psi \rightarrow \eta$ [13, 14]. In Ref. [13], the author showed that the gluonic admixture in η can be as large as 26%. According to paper [14], a large $SU(3)$ singlet contribution can help us to explain the large branching ratio for $B \rightarrow K \eta$ decay, but also result in a large branching ratio for $B \rightarrow K \eta'$ decay, $Br(B \rightarrow K \eta') = 7.0(13) \times 10^{-6}$ for $p = 20(10)$ as given in Table II of Ref. [14], which is clearly too large than currently available upper limits [3]: $Br(B \rightarrow K \eta') < 1.9 \times 10^{-6}$.

Although a lot of studies have been done for this problem, but we currently still do not know how large is the gluonic content in a η meson, and how to calculate reliably the gluonic contributions to the final state involving η meson. Just like Refs. [15, 16], we here also assume that η meson does not have the gluonic component, and set the quark content of η and η' as described by Eq. (29). We will discuss the effects of a non-zero gluonic admixture of η in next section.

For $B \rightarrow K \eta$ decay, by combining the contributions from different diagrams, the total decay amplitude can be written as

$$\begin{aligned}
M(\eta) = & \frac{p}{2} F_e F_1(p) \left[u C_1 + \frac{1}{3} C_2 \right. \\
& + \frac{7}{3} C_3 + \frac{5}{3} C_4 - 2C_5 - \frac{2}{3} C_6 - \frac{1}{2} C_7 - \frac{1}{6} C_8 + \frac{1}{3} C_9 - \frac{1}{3} C_{10} \left. \right] f^d \\
& + \left[C_3 + \frac{1}{3} C_4 - C_5 - \frac{1}{3} C_6 + \frac{1}{2} C_7 + \frac{1}{6} C_8 - \frac{1}{2} C_9 - \frac{1}{6} C_{10} \right] f^s \\
& + F_e^{P_2} F_1(p) \left[\frac{1}{3} C_5 + C_6 - \frac{1}{6} C_7 - \frac{1}{2} C_8 \right] f^d \\
& + M_e F_1(p) \left[u C_2 + \left[C_3 + 2C_4 - \frac{1}{2} C_9 + \frac{1}{2} C_{10} \right] F_1(p) \right. \\
& \left. + \left[C_4 - \frac{1}{2} C_{10} \right] F_2(p) \right] \\
& + M_e^{P_2} F_1(p) \left[-2C_6 + \frac{1}{2} C_8 \right] F_1(p) + \left[C_6 - \frac{1}{2} C_8 \right] F_2(p) \\
& + M_a \left[u C_2 + \left[C_3 + 2C_4 - \frac{1}{2} C_9 + \frac{1}{2} C_{10} \right] (F_1(p))^2 \right. \\
& \left. + \left[C_4 - \frac{1}{2} C_{10} \right] (F_2(p))^2 \right] + M_a^{P_1} \left[C_5 - \frac{1}{2} C_7 \right] (F_1(p))^2 \\
& + M_a^{P_2} \left[-2C_6 + \frac{1}{2} C_8 \right] (F_1(p))^2 + \left[C_6 - \frac{1}{2} C_8 \right] (F_2(p))^2 \\
& + F_a^{P_2} \left[\frac{1}{3} C_5 + C_6 - \frac{1}{6} C_7 - \frac{1}{2} C_8 \right] (F_1(p))^2 \left. \right] f; \tag{30}
\end{aligned}$$

where $u = V_{ub} V_{ud}$, $t = V_{tb} V_{td}$, and

$$F_1(p) = \frac{\sin \frac{p}{3}}{\frac{p}{3}} + \frac{\cos \frac{p}{6}}{\frac{p}{6}}; \quad F_2(p) = \frac{\sin \frac{p}{3}}{\frac{p}{3}} - \frac{2}{3} \cos p; \tag{31}$$

are the mixing factors. The Wilson coefficients $C_i = C_i(t)$ in Eq. (30) should be calculated at the appropriate scale t using equations as given in the Appendices of Ref. [8].

The decay amplitude for $B^0 \rightarrow \pi^0$ can be written as

$$\begin{aligned}
M(B^0 \rightarrow \pi^0) = & F_e F_1(p) f_0^d + F_{e^0} F_1^0(p) f^d \left[C_1 + \frac{1}{3} C_2 \right. \\
& \left. + \frac{7}{3} C_3 + \frac{5}{3} C_4 - 2C_5 - \frac{2}{3} C_6 - \frac{1}{2} C_7 - \frac{1}{6} C_8 + \frac{1}{3} C_9 - \frac{1}{3} C_{10} \right] \\
& F_e F_1(p) f_0^s + F_{e^0} F_1^0(p) f^s \\
& \left[C_3 + \frac{1}{3} C_4 - C_5 - \frac{1}{3} C_6 + \frac{1}{2} C_7 + \frac{1}{6} C_8 - \frac{1}{2} C_9 - \frac{1}{6} C_{10} \right] \\
& F_e^{P_2} F_1(p) f_0^d + F_{e^0}^{P_2} F_1^0(p) f^d \left[\frac{1}{3} C_5 + C_6 - \frac{1}{6} C_7 - \frac{1}{2} C_8 \right. \\
& + (M_e + M_{e^0}) F_1(p) F_1^0(p) \left[C_2 + C_3 + 2C_4 - \frac{1}{2} C_9 + \frac{1}{2} C_{10} \right. \\
& \left. + (M_e F_1(p) F_2^0(p) + M_{e^0} F_1^0(p) F_2(p)) \left[C_4 - \frac{1}{2} C_{10} \right] \right. \\
& \left. + (M_e^{P_2} + M_{e^0}^{P_2}) F_1(p) F_1^0(p) \left[2C_6 + \frac{1}{2} C_8 \right] \right. \\
& \left. + (M_e^{P_2} F_1(p) F_2^0(p) + M_{e^0}^{P_2} F_1^0(p) F_2(p)) \left[C_6 - \frac{1}{2} C_8 \right] \right. \\
& + (M_a + M_{a^0}) F_1(p) F_1^0(p) \left[C_2 + C_3 + 2C_4 - \frac{1}{2} C_9 + \frac{1}{2} C_{10} \right. \\
& \left. + (M_a + M_{a^0}) F_2(p) F_2^0(p) \left[C_4 - \frac{1}{2} C_{10} \right] \right. \\
& \left. + (M_a^{P_1} + M_{a^0}^{P_1}) F_1(p) F_1^0(p) \left[C_5 - \frac{1}{2} C_7 \right] \right. \\
& \left. + (M_a^{P_2} + M_{a^0}^{P_2}) F_1(p) F_1^0(p) \left[2C_6 + \frac{1}{2} C_8 \right] \right. \\
& \left. + (M_a^{P_2} + M_{a^0}^{P_2}) F_2(p) F_2^0(p) \left[C_6 - \frac{1}{2} C_8 \right] \right. \\
& \left. + (F_a^{P_2} + F_{a^0}^{P_2}) F_1(p) F_1^0(p) \left[\frac{1}{3} C_5 + C_6 - \frac{1}{6} C_7 - \frac{1}{2} C_8 \right] \right] : \quad (32)
\end{aligned}$$

The complete decay amplitude $M(B^0 \rightarrow \pi^0)$ for $B^0 \rightarrow \pi^0$ decay can be obtained easily from Eq.(30) by the following replacements

$$\begin{aligned}
f^d; f^s & \rightarrow f_0^d; f_0^s; \\
F_1(p) & \rightarrow F_1^0(p) = \cos p + \frac{\sin p}{\frac{p}{2}} = \frac{p}{3}; \\
F_2(p) & \rightarrow F_2^0(p) = \cos p - \frac{p}{2} \sin p = \frac{p}{3}; \quad (33)
\end{aligned}$$

Note that the possible gluonic component of π^0 meson has been neglected here.

IV . N U M E R I C A L R E S U L T S A N D D I S C U S S I O N S

In this section, we will present the numerical results of the branching ratios and CP violating asymmetries for those considered decay modes. The input parameters and the wave functions to be used are given in Appendix B. In numerical calculations, central values of input parameters will be used implicitly unless otherwise stated.

From Eqs.(16) and (17), we find the numerical values of the corresponding form factors at zero momentum transfer:

$$F_0^{B^0 \rightarrow \pi^0} (q^2 = 0) = 0.15; \quad F_0^{B^0 \rightarrow \pi^+ \pi^-} (q^2 = 0) = 0.14; \quad (34)$$

Which agree well with those as given in Refs. [31, 32, 34].

A . B r a n c h i n g r a t i o s

For $B^0 \rightarrow \pi^0 \pi^0$ and $B^0 \rightarrow \pi^+ \pi^-$ decays, the decay amplitudes as given in Eqs. (30) and (32) can be rewritten as

$$M = V_{ub}V_{ud}T + V_{tb}V_{td}P = V_{ub}V_{ud}T [1 + z e^{i(\alpha + \delta)}]; \quad (35)$$

where

$$z = \frac{V_{tb}V_{td}}{V_{ub}V_{ud}} \frac{P}{T} \quad (36)$$

is the ratio of penguin to tree contributions, $\alpha = \arg \frac{V_{td}V_{tb}}{V_{ud}V_{ub}}$ is the weak phase (one of the three CKM angles), and δ is the relative strong phase between tree (T) and penguin (P) diagrams.

In the pQCD approach, it is easy to calculate the ratio z and the strong phase δ for the decays in study. We find numerically that

$$z(\pi^0 \pi^0) = 2.2; \quad \delta(\pi^0 \pi^0) = 0.8; \quad (37)$$

$$z(\pi^+ \pi^-) = 0.6; \quad \delta(\pi^+ \pi^-) = 79^\circ; \quad (38)$$

$$z(\pi^0 \pi^0) = 1.4; \quad \delta(\pi^0 \pi^0) = 28.6^\circ; \quad (39)$$

The main errors of the ratio z and the strong phase δ are induced by the uncertainty of $|b| = 0.4 \pm 0.04$ GeV and $m_0 = 1.4 \pm 0.1$ GeV, but these errors are rather small in magnitude. The reason is that the errors induced by the uncertainties of input parameters are largely cancelled in the ratio. We therefore use the central values of z and δ in the following numerical calculations unless explicitly stated otherwise.

From Eq. (35), it is easy to write the decay amplitude for the corresponding charge conjugated decay mode

$$\overline{M} = V_{ub}V_{ud}T + V_{tb}V_{td}P = V_{ub}V_{ud}T [1 + z e^{i(\alpha + \delta)}]; \quad (40)$$

Therefore the CP-averaged branching ratio for $B^0 \rightarrow \pi^0 \pi^0$ decays is

$$Br = (|M|^2 + |\overline{M}|^2)/2 = |V_{ub}V_{ud}T|^2 [1 + 2z \cos \alpha \cos \delta + z^2]; \quad (41)$$

where the ratio z and the strong phase δ have been defined in Eqs.(35) and (36). It is easy to see that the CP-averaged branching ratio is a function of $\cos \delta$. This gives a potential method to determine the CKM angle β by measuring only the CP-averaged branching ratios with PQCD calculations.

Using the wave functions and the input parameters as specified in Appendices, it is straightforward to calculate the branching ratios for the three considered decays. The theoretical predictions in the PQCD approach for the branching ratios of the decays under consideration are the following

$$\text{Br}(B^0 \rightarrow \pi^0) = 0.25^{+0.03}_{-0.05} (!_b)^{+0.02}_{-0.01} (m_0)^{+0.08}_{-0.07} (\delta) \cdot 10^{-6}; \quad (42)$$

$$\text{Br}(B^0 \rightarrow \pi^0 \pi^0) = 0.12^{+0.03}_{-0.03} (!_b) \cdot 0.01 (m_0)^{+0.02}_{-0.01} (\delta) \cdot 10^{-6}; \quad (43)$$

$$\text{Br}(B^0 \rightarrow \pi^0 \pi^0 \pi^0) = 0.10^{+0.02}_{-0.01} (!_b) \cdot 0.01 (m_0) \cdot 0.03 (\delta) \cdot 10^{-6}; \quad (44)$$

for $p = 10$, and

$$\text{Br}(B^0 \rightarrow \pi^0) = 0.29^{+0.06}_{-0.05} (!_b)^{+0.03}_{-0.02} (m_0) \cdot 0.09 (\delta) \cdot 10^{-6}; \quad (45)$$

$$\text{Br}(B^0 \rightarrow \pi^0 \pi^0) = [0.12 \cdot 0.03 (!_b) \cdot 0.01 (m_0) \cdot 0.01 (\delta)] \cdot 10^{-6}; \quad (46)$$

$$\text{Br}(B^0 \rightarrow \pi^0 \pi^0 \pi^0) = 0.08 \cdot 0.01 (!_b) \cdot 0.01 (m_0)^{+0.03}_{-0.02} (\delta) \cdot 10^{-6}; \quad (47)$$

for $p = 20$. The main errors are induced by the uncertainties of $!_b = 0.4 \pm 0.04$ GeV, $m_0 = 1.4 \pm 0.1$ GeV and $\delta = 100 \pm 20$, respectively.

For the CP-averaged branching ratios of the considered three decays, the PQCD predictions agree well with the measured values or the upper limits as shown in Eqs.(1-2) within one standard deviation, and are also consistent with the theoretical predictions in QCDF approach [5] or in SCET approach [17]¹ if one takes the still large theoretical uncertainties into account:

$$\text{Br}(B^0 \rightarrow \pi^0) = \begin{matrix} 0.16^{+0.45}_{-0.19} & 10^{-6}; & \text{QCDF;} \\ (1.0 - 1.5) & 10^{-6}; & \text{SCET;} \end{matrix} \quad (48)$$

$$\text{Br}(B^0 \rightarrow \pi^0 \pi^0) = \begin{matrix} 0.16^{+0.61}_{-0.18} & 10^{-6}; & \text{QCDF;} \\ (2.2 - 5.5) & 10^{-6}; & \text{SCET;} \end{matrix} \quad (49)$$

$$\text{Br}(B^0 \rightarrow \pi^0 \pi^0 \pi^0) = \begin{matrix} 0.06^{+0.25}_{-0.07} & 10^{-6}; & \text{QCDF;} \\ (1.2 - 3.8) & 10^{-6}; & \text{SCET;} \end{matrix} \quad (50)$$

where the individual errors as given in Refs. [5] and [17] have been added in quadrature. For the measured $B^0 \rightarrow \pi^0$ decay, one can see that the central value of the SCET prediction is indeed much larger than the measured value or the theoretical predictions in both QCDF and PQCD factorization approach.

It is worth stressing that the theoretical predictions in the PQCD approach have large theoretical errors (say 50%) induced by the still large uncertainties of many input parameters. In our analysis, we considered the constraints on these parameters from analysis of other well measured decay channels. For example, the constraint 1.1 GeV

¹ The theoretical predictions for the branching ratio and the direct CP violating asymmetries in the SCET approach, as shown in Eqs. (48-50) and Eqs.(57-59), are directly quoted from Table V II of Ref. [17], for the case of Theory II.

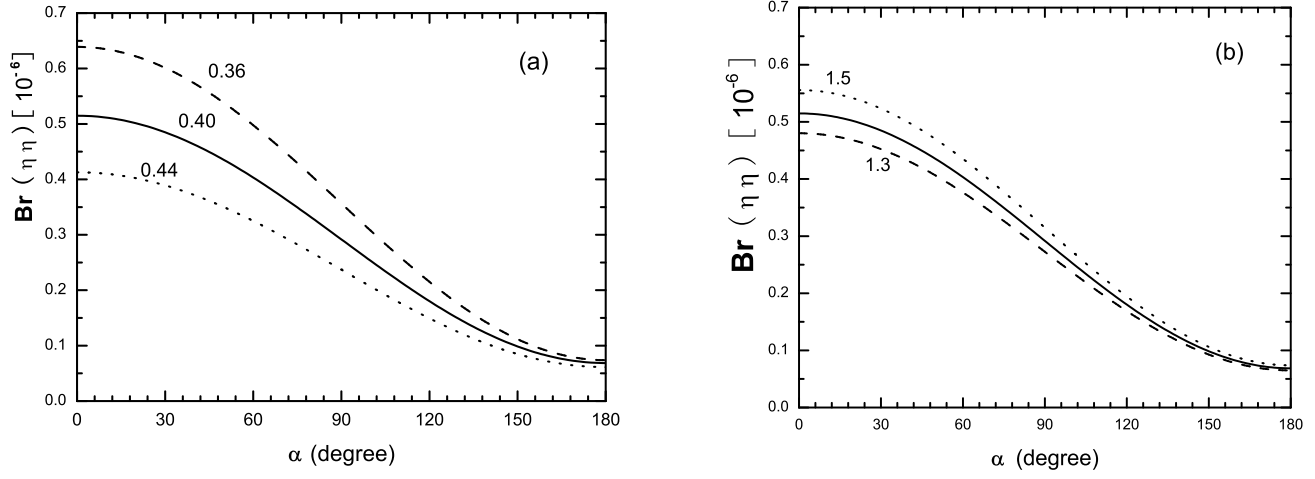


FIG. 2: The dependence of the branching ratios (in unit of 10^{-6}) of $B^0 \rightarrow \eta\eta$ decays. Here (a) is for $m_0 = 1.4$ GeV, $p = 10$ and $!_b = 0.40$ – 0.44 GeV; and (b) is for $!_b = 0.4$ GeV, $p = 10$ and $m_0 = 1.4$ – 1.5 GeV.

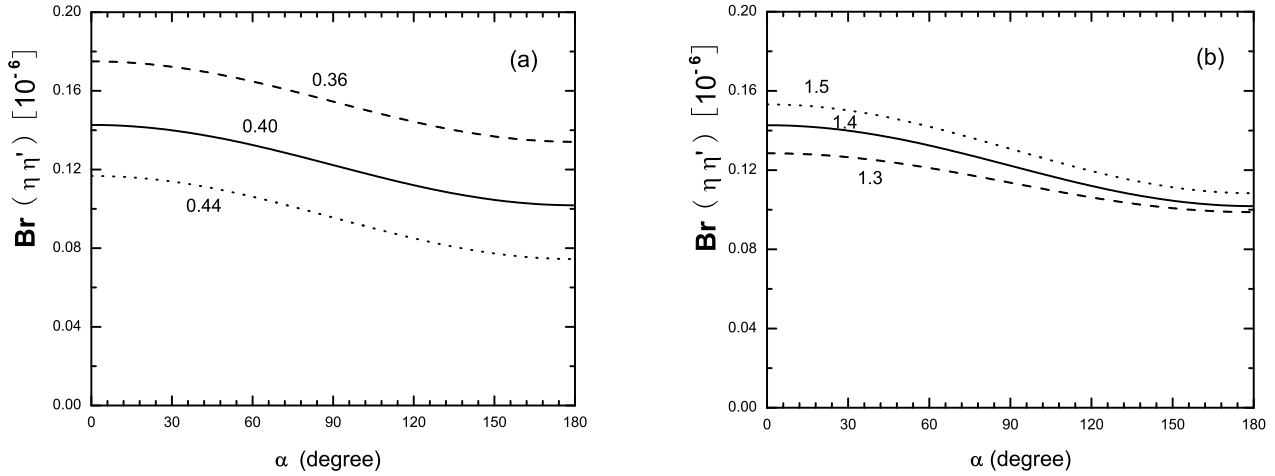


FIG. 3: The same as Fig. 2 but for $B^0 \rightarrow \eta\eta'$ decays.

$m_0 = 1.9$ GeV was obtained from the phenomenological studies for $B \rightarrow \eta\eta'$ decays [8], while the constraint of $100 > p > 20$ were obtained by direct measurements or from the global fit [3, 35]. From numerical calculations, we get to know that the main errors come from the uncertainty of $!_b$, m_0 , and p . Additionally, the final-state interactions remain unsettled in pQCD, which is non-perturbative but not universal.

In Figs. 2, 3 and 4, we show the parameter dependence of the pQCD predictions for

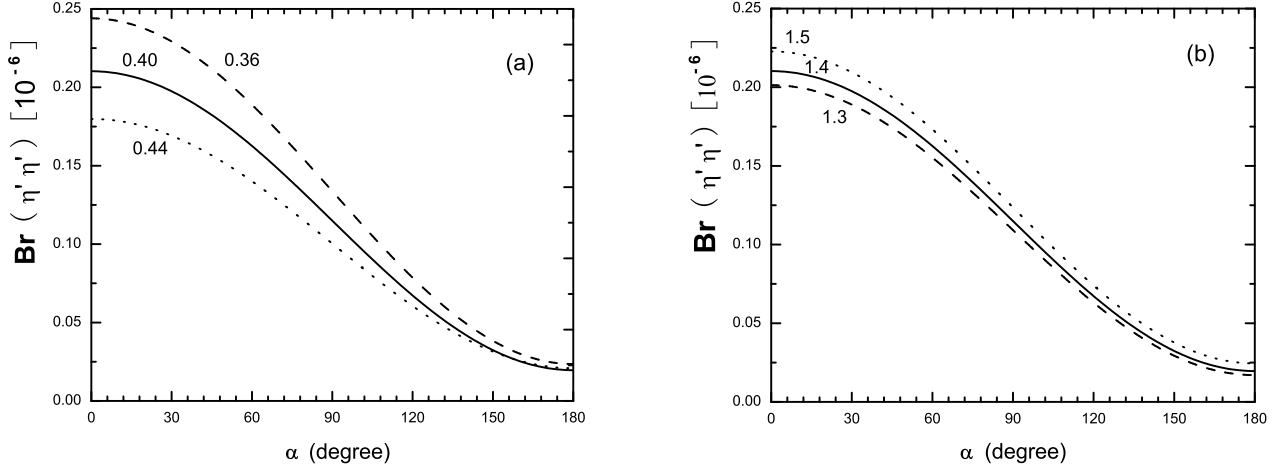


FIG. 4: The same as Fig. 2 but for $B^0 \rightarrow \eta' \eta'$ decay.

the branching ratios of $B^0 \rightarrow \eta' \eta'$, $B^0 \rightarrow \eta \eta'$ and $B^0 \rightarrow \eta \eta$ decays for $\lambda_b = 10$, $m_b = 0.4 - 0.04$ GeV, $m_0 = 1.4 - 0.1$ GeV and $\alpha = [0; 180]$. From the numerical results and the figures we observe that the pQCD predictions are sensitive to the variations of λ_b , m_0 and α .

B. CP-violating asymmetries

Now we turn to the evaluations of the CP-violating asymmetries of $B^0 \rightarrow \eta' \eta'$ decays in pQCD approach. Because these decays are neutral B meson decays, so we should consider the effects of $B^0 - \bar{B}^0$ mixing. For B^0 meson decays into a CP eigenstate f , the time-dependent CP-violating asymmetry can be defined as

$$\frac{\text{Br}(\bar{B}^0(t) \rightarrow f) - \text{Br}(B^0(t) \rightarrow f)}{\text{Br}(\bar{B}^0(t) \rightarrow f) + \text{Br}(B^0(t) \rightarrow f)} = A_{CP}^{\text{dir}} \cos(\Delta m t) + A_{CP}^{\text{mix}} \sin(\Delta m t); \quad (51)$$

where Δm is the mass difference between the two B_d^0 mass eigenstates, $t = t_{CP} - t_{\text{tag}}$ is the time difference between the tagged B^0 (\bar{B}^0) and the accompanying \bar{B}^0 (B^0) with opposite flavor decaying to the final CP-eigenstate f_{CP} at the time t_{CP} . The direct and mixing induced CP-violating asymmetries A_{CP}^{dir} and A_{CP}^{mix} can be written as

$$A_{CP}^{\text{dir}} = \frac{j_{CP} j^2}{1 + j_{CP} j^2}; \quad A_{CP}^{\text{mix}} = \frac{2\text{Im}(\gamma_{CP})}{1 + j_{CP} j^2}; \quad (52)$$

where the CP-violating parameter γ_{CP} is

$$\gamma_{CP} = \frac{V_{tb} V_{td}^* h_f \mathcal{H}_{\text{eff}} \bar{\mathcal{B}}^0_i}{V_{tb} V_{td}^* h_f \mathcal{H}_{\text{eff}} \mathcal{B}^0_i} = e^{2i} \frac{1 + z e^{i(\phi - \theta)}}{1 + z e^{i(\phi + \theta)}}; \quad (53)$$

Here the ratio z and the strong phase δ have been defined previously. In PQCD approach, since both z and δ are calculable, it is easy to find the numerical values of A_{CP}^{dir} and A_{CP}^{mix} for the considered decay processes.

By using the central values of the input parameters, one found the pQCD predictions (in unit of 10^{-2}) for the direct and mixing induced CP-violating asymmetries of the considered decays

$$A_{CP}^{\text{dir}}(B^0 \rightarrow \pi^0) = +12_{0.3}^{+0.2} (\alpha_s)_{1.1}^{+4.3} (!_b)_{2.5}^{+3.8} (m_0);$$

$$A_{CP}^{\text{mix}}(B^0 \rightarrow \pi^0) = +80_{8}^{+2} (\alpha_s)_{3}^{+3} (!_b)_{0.5}^{+0.5} (m_0); \quad (54)$$

$$A_{CP}^{\text{dir}}(B^0 \rightarrow \rho^0) = +88_{6}^{+0} (\alpha_s)_{5}^{+2} (!_b)_{1}^{+0} (m_0);$$

$$A_{CP}^{\text{mix}}(B^0 \rightarrow \rho^0) = 9_{44}^{+49} (\alpha_s)_{5}^{+6} (!_b)_{3.5}^{+0.3} (m_0); \quad (55)$$

$$A_{CP}^{\text{dir}}(B^0 \rightarrow \omega) = +52_{13}^{+15} (\alpha_s)_{1}^{+7} (!_b)_{4}^{+5} (m_0);$$

$$A_{CP}^{\text{mix}}(B^0 \rightarrow \omega) = +82_{9}^{+0} (\alpha_s)_{3}^{+0} (!_b)_{4}^{+2} (m_0); \quad (56)$$

where the dominant errors come from the variations of $\alpha_s = 100 \pm 20$, $!_b = 0.4 \pm 0.04$ GeV and $m_0 = 1.4 \pm 0.1$ GeV.

In Fig. 5, we show the dependence of the pQCD predictions for the direct and the mixing-induced CP-violating asymmetry for $B^0 \rightarrow \pi^0$ (dotted curve), $B^0 \rightarrow \rho^0$ (solid curve) and $B^0 \rightarrow \omega$ (dashed curve) decay, respectively.

As a comparison, we present the theoretical predictions for $A_{CP}^{\text{dir}}(B^0 \rightarrow \pi^0, \rho^0, \omega)$ (in unit of 10^{-2}) in both the QCDF approach [5]² and in the SCET approach [17]

$$A_{CP}^{\text{dir}}(B^0 \rightarrow \pi^0) = \begin{matrix} +63_{74}^{+32}; & \text{QCDF;} \\ +48_{32}; & \text{SCET;} \end{matrix} \quad (57)$$

$$A_{CP}^{\text{dir}}(B^0 \rightarrow \rho^0) = \begin{matrix} +56_{144}^{+32}; & \text{QCDF;} \\ +70_{24}; & \text{SCET;} \end{matrix} \quad (58)$$

$$A_{CP}^{\text{dir}}(B^0 \rightarrow \omega) = \begin{matrix} +46_{147}^{+43}; & \text{QCDF;} \\ +60_{38}; & \text{SCET;} \end{matrix} \quad (59)$$

where the individual errors as given in Refs. [5] and [17] have been added in quadrature. From above numerical results one can see that

(i) In the considered three kinds of factorization approaches, the theoretical predictions for the CP violating asymmetries are generally large in magnitude, and consistent with each other if one takes the very large theoretical uncertainty into account.

(ii) For $B \rightarrow \pi$ decay, the predicted CP asymmetry A_{CP}^{dir} in the pQCD approach is small, 10% in magnitude, which is rather different from those predicted in both QCDF and SCET approach, and may be tested in the future B experiments.

If we integrate the time variable t , we will get the total CP asymmetry for $B^0 \rightarrow \pi^0, \rho^0, \omega$ decays,

$$A_{CP} = \frac{1}{1+x^2} A_{CP}^{\text{dir}} + \frac{x}{1+x^2} A_{CP}^{\text{mix}}; \quad (60)$$

² There is a sign difference between the term A_{CP}^{dir} defined here and the term C_f defined in Ref. [5]: i.e., $A_{CP}^{\text{dir}} = -C_f$.

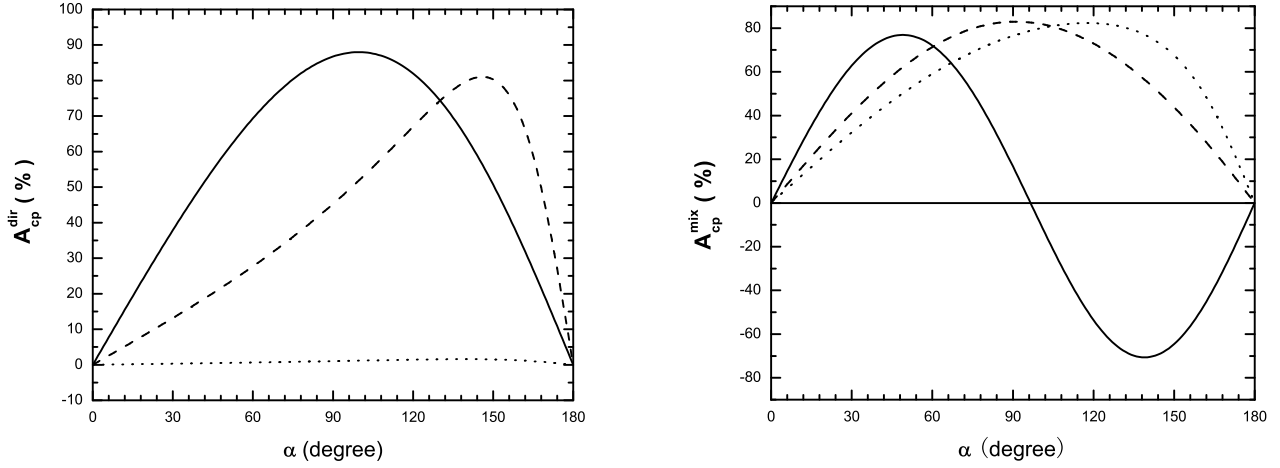


FIG. 5: The direct and mixing-induced CP asymmetry (in percentage) of $B^0 \rightarrow \pi^0 \pi^0$ (dotted curve), $B^0 \rightarrow \pi^0 \pi^+ \pi^-$ (solid curve) and $B^0 \rightarrow \pi^0 \pi^0 \pi^0$ (dashed curve) decay as a function of CKM angle α .

where $x = m_{\pi^0}^2/m_{\pi^+}^2 = 0.771$ for the $B^0 \rightarrow \pi^0 \pi^0$ mixing [30]. Numerically, we found

$$A_{CP}^{\text{tot}}(B^0 \rightarrow \pi^0 \pi^0) = 39^{+2}_{-4} (\lambda_0^{+2} (\lambda_b)^3 (m_0) - 10^{-2}; \quad (61)$$

$$A_{CP}^{\text{tot}}(B^0 \rightarrow \pi^0 \pi^+ \pi^-) = 51^{+21}_{-25} (\lambda_0^{+4} (\lambda_b)^0 (m_0) - 10^{-2}; \quad (62)$$

$$A_{CP}^{\text{tot}}(B^0 \rightarrow \pi^0 \pi^0 \pi^0) = 72^{+5}_{-8} (\lambda_0^{+4} (\lambda_b)^2 (m_0) - 10^{-2}; \quad (63)$$

C. Effects of possible gluonic component of π^0

Up to now, we have not considered the possible contributions to the branching ratios and CP-violating asymmetries of $B^0 \rightarrow \pi^0 \pi^0$ decays induced by the possible gluonic component of π^0 [13, 14, 36]. When a non-zero gluonic component exist in π^0 meson, an additional decay amplitude M^0 will be produced. Such decay amplitude may construct or destruct with the ones from the qq ($q = u; d; s$) components of π^0 , the branching ratios of the decays in question may be increased or decreased accordingly.

Unfortunately, we currently do not know how to calculate this kind of contributions reliably. But we can treat it as an theoretical uncertainty. For $M^0 = M(qq) \approx 0.2$, for example, the resulted uncertainty for the branching ratios will be around thirty percent, which is comparable in size with those induced by the uncertainties of input parameters.

From Eqs. (43) and (46), one can see that the theoretical prediction of $\text{Br}(B^0 \rightarrow \pi^0 \pi^0)$ in the PQCD approach agrees very well with the measured value. For other two decays, the PQCD predictions for the branching ratios are also consistent with currently available upper limits. Furthermore, the PQCD predictions for the branching ratios of $B^0 \rightarrow \pi^0 \pi^+ \pi^-$ and $B^0 \rightarrow \pi^0 \pi^0 \pi^0$ decays also show a very good agreement with the data [15, 16]. We therefore believe that the gluonic admixture of π^0 may be small, and most possibly not as important as expected before. Of course, more theoretical studies and better experimental measurements are needed to clarify this point.

As for the CP-violating asymmetries of $B \rightarrow \rho^0 \rho^0$ decays, the possible contributions of the gluonic components of the ρ^0 meson are largely cancelled in the ratio.

V. SUMMARY

In this paper, we calculated the branching ratios and CP-violating asymmetries of $B^0 \rightarrow \rho^0 \rho^0$, $B^0 \rightarrow \rho^0 \rho^+$ and $B^0 \rightarrow \rho^0 \rho^-$ decays at the leading order by using the PQCD factorization approach.

Besides the usual factorizable diagrams, the non-factorizable and annihilation diagrams are also calculated analytically. Although the non-factorizable and annihilation contributions are sub-leading for the branching ratios of the considered decays, but they are not negligible. Furthermore these diagrams provide the necessary strong phase required by a non-zero CP-violating asymmetry for the considered decays.

From our calculations and phenomenological analysis, we found the following results:

The pQCD predictions for the form factors of $B \rightarrow \rho^0$ and ρ^0 transitions are $F_{0,1}^{B \rightarrow \rho^0}(0) = 0.15$ and $F_{0,1}^{B \rightarrow \rho^+}(0) = 0.14$, the same as those obtained in Ref. [16], and in good agreement with those obtained in QCD sum rule calculations.

For $p = 10$, the pQCD predictions for the CP-averaged branching ratios are

$$\text{Br}(B^0 \rightarrow \rho^0 \rho^0) = (0.25 \pm 0.09) \times 10^{-6}; \quad (64)$$

$$\text{Br}(B^0 \rightarrow \rho^0 \rho^+) = (0.12 \pm 0.04) \times 10^{-6}; \quad (65)$$

$$\text{Br}(B^0 \rightarrow \rho^0 \rho^-) = (0.10 \pm 0.04) \times 10^{-6}; \quad (66)$$

where the various errors as given in Eqs. (42-44) have been added in quadrature. The leading PQCD predictions agree very well with the measured value for $B \rightarrow \rho^0 \rho^0$ decay or currently available experimental limits for $B \rightarrow \rho^0 \rho^0$ and $\rho^0 \rho^0$ decays.

For the CP-violating asymmetries of the considered three decay modes, the pQCD predictions are generally large in magnitude, and have large theoretical uncertainty.

From the good consistency of the pQCD prediction of $\text{Br}(B \rightarrow \rho^0 \rho^0)$ with the measured value, we believe that the gluonic admixture of ρ^0 could be small, and most possibly not as important as expected before.

Acknowledgments

We are very grateful to Cai-Dian Lu, Ying Li, Xin Liu and Huiheng Wang for helpful discussions. This work is partly supported by the National Natural Science Foundation of China under Grant No. 10275035, 10575052, and by the Specialized Research Fund for the doctoral Program of higher education (SRFDP) under Grant No. 20050319008.

APPENDIX A : RELATED FUNCTIONS

We show here the function h_i 's, coming from the Fourier transformations of the function $H^{(0)}$,

$$h_e(x_1; x_3; b_1; b_3) = K_0(\sqrt{x_1 x_3 m_B b_1}) [(b_2 - b_3) K_0(\sqrt{x_3 m_B b_1}) I_0(\sqrt{x_3 m_B b_3}) + (b_3 - b_1) K_0(\sqrt{x_3 m_B b_3}) I_0(\sqrt{x_3 m_B b_1})] S_t(x_3); \quad (A 1)$$

$$h_a(x_2; x_3; b_2; b_3) = K_0(\sqrt{x_2 x_3 m_B b_2}) [(b_3 - b_2) K_0(\sqrt{x_3 m_B b_3}) I_0(\sqrt{x_3 m_B b_2}) + (b_2 - b_3) K_0(\sqrt{x_3 m_B b_2}) I_0(\sqrt{x_3 m_B b_3})] S_t(x_3); \quad (A 2)$$

$$h_f(x_1; x_2; x_3; b_1; b_2) = (b_2 - b_1) I_0(M_B \sqrt{x_1 x_3 b_1}) K_0(M_B \sqrt{x_1 x_3 b_2}) + (b_1 \pm b_2) \frac{K_0(M_B \sqrt{F_{(1)}^2} b_2)}{2 H_0^{(1)}(M_B \sqrt{F_{(1)}^2} j b_2)}; \text{ for } F_{(1)}^2 > 0; \quad (A 3)$$

$$h_f^3(x_1; x_2; x_3; b_1; b_2) = (b_2 - b_1) K_0(\sqrt{x_2 x_3 b_1 M_B}) I_0(\sqrt{x_2 x_3 b_2 M_B}) + (b_1 \pm b_2) K_0(\sqrt{x_1 + x_2 + x_3 - x_1 x_3 - x_2 x_3} b_1 M_B); \quad (A 4)$$

$$h_f^4(x_1; x_2; x_3; b_1; b_2) = (b_2 - b_1) K_0(\sqrt{x_2 x_3 b_1 M_B}) I_0(\sqrt{x_2 x_3 b_2 M_B}) + (b_1 \pm b_2) \frac{K_0(M_B \sqrt{F_{(2)}^2} b_1)}{2 H_0^{(1)}(M_B \sqrt{F_{(2)}^2} j b_1)}; \text{ for } F_{(2)}^2 > 0; \quad (A 5)$$

where J_0 is the Bessel function and K_0 , I_0 are modified Bessel functions $K_0(-ix) = (-2)Y_0(x) + i(-2)J_0(x)$, and $F_{(j)}$'s are defined by

$$F_{(1)}^2 = (x_1 - x_2)x_3; \quad (A 6)$$

$$F_{(2)}^2 = (x_1 - x_2)x_3; \quad (A 7)$$

The threshold resummation form factor $S_t(x_i)$ is adopted from Ref.[29]

$$S_t(x) = \frac{2^{1+2c} (3+2+c)}{\Gamma(1+c)} [x(1-x)]^c; \quad (A 8)$$

where the parameter $c = 0.3$. This function is normalized to unity.

The Sudakov factors used in the text are defined as

$$S_{ab}(t) = s_{x_1 m_B = \frac{p_-}{2}; b_1} + s_{x_3 m_B = \frac{p_-}{2}; b_3} + s_{(1-x_3) m_B = \frac{p_-}{2}; b_3} \\ \frac{1}{1} \ln \frac{\ln(t_-)}{\ln(b_1)} + \ln \frac{\ln(t_-)}{\ln(b_3)} ; \quad (A 9)$$

$$S_{od}(t) = s_{x_1 m_B = \frac{p_-}{2}; b_1} + s_{x_2 m_B = \frac{p_-}{2}; b_2} + s_{(1-x_2) m_B = \frac{p_-}{2}; b_2} \\ + s_{x_3 m_B = \frac{p_-}{2}; b_1} + s_{(1-x_3) m_B = \frac{p_-}{2}; b_1} \\ \frac{1}{1} 2 \ln \frac{\ln(t_-)}{\ln(b_1)} + \ln \frac{\ln(t_-)}{\ln(b_2)} ; \quad (A 10)$$

$$S_{ef}(t) = s_{x_1 m_B = \frac{p_-}{2}; b_1} + s_{x_2 m_B = \frac{p_-}{2}; b_2} + s_{(1-x_2) m_B = \frac{p_-}{2}; b_2} \\ + s_{x_3 m_B = \frac{p_-}{2}; b_2} + s_{(1-x_3) m_B = \frac{p_-}{2}; b_2} \\ \frac{1}{1} \ln \frac{\ln(t_-)}{\ln(b_1)} + 2 \ln \frac{\ln(t_-)}{\ln(b_2)} ; \quad (A 11)$$

$$S_{gh}(t) = s_{x_2 m_B = \frac{p_-}{2}; b_2} + s_{x_3 m_B = \frac{p_-}{2}; b_3} + s_{(1-x_2) m_B = \frac{p_-}{2}; b_2} \\ + s_{(1-x_3) m_B = \frac{p_-}{2}; b_3} \frac{1}{1} \ln \frac{\ln(t_-)}{\ln(b_2)} + \ln \frac{\ln(t_-)}{\ln(b_3)} ; \quad (A 12)$$

where the function $s(q; b)$ are defined in the Appendix A of Ref.[8]. The scale t_i 's in the above equations are chosen as

$$t_e^1 = \max \left(\frac{p_-}{x_3 m_B}; 1=b_1; 1=b_3 \right); \\ t_e^2 = \max \left(\frac{p_-}{x_1 m_B}; 1=b_1; 1=b_3 \right); \\ t_e^3 = \max \left(\frac{p_-}{x_3 m_B}; 1=b_2; 1=b_3 \right); \\ t_e^4 = \max \left(\frac{p_-}{x_2 m_B}; 1=b_2; 1=b_3 \right); \\ t_f = \max \left(\frac{p_-}{x_1 x_3 m_B}; \frac{p_-}{(x_1-x_2)x_3 m_B}; 1=b_1; 1=b_2 \right); \\ t_f^3 = \max \left(\frac{p_-}{x_1 + x_2 + x_3}; \frac{p_-}{x_1 x_3}; \frac{p_-}{x_2 x_3 m_B}; \frac{p_-}{x_2 x_3 m_B}; 1=b_1; 1=b_2 \right); \\ t_f^4 = \max \left(\frac{p_-}{x_2 x_3 m_B}; \frac{p_-}{(x_1-x_2)x_3 m_B}; 1=b_1; 1=b_2 \right); \quad (A 13)$$

APPENDIX B : INPUT PARAMETERS AND WAVE FUNCTIONS

In this Appendix we show the input parameters and the light meson wave functions to be used in the numerical calculations.

The masses, decay constants, QCD scale and B^0 meson lifetime are

$$\frac{(f=4)}{M_S} = 250 \text{ MeV}; \quad f = 130 \text{ MeV}; f_B = 190 \text{ MeV}; \\ m_0^{dd} = 1.4 \text{ GeV}; \quad m_0^{ss} = 2.4 \text{ GeV}; f_K = 160 \text{ MeV}; \\ M_B = 5.2792 \text{ GeV}; \quad M_W = 80.41 \text{ GeV}; \quad \tau_{B^0} = 1.54 \cdot 10^{-12} \text{ s} \quad (B 1)$$

The central values of the CKM matrix elements as given in Ref. [30] are

$$\begin{aligned} |V_{ud}| &= 0.9745; & |V_{ub}| &= 0.0040; \\ |V_{tb}| &= 0.9990; & |V_{td}| &= 0.0075; \end{aligned} \quad (B2)$$

For the B meson wave function, we adopt the model

$$\psi_B(x; b) = N_B x^2 (1-x)^2 \exp \left[-\frac{M_B^2 x^2}{2!_b^2} - \frac{1}{2} (!_b b)^2 \right]; \quad (B3)$$

where $!_b$ is a free parameter and we take $!_b = 0.4 - 0.04 \text{ GeV}$ in numerical calculations, and $N_B = 91.745$ is the normalization factor for $!_b = 0.4$. This is the same wave functions as being used in Refs. [8, 9, 29], which is a best fit for most of the measured hadronic B decays.

For the light meson wave function, we neglect the b dependant part, which is not important in numerical analysis. For meson's wave function, ψ_{dd}^A , ψ_{dd}^P and ψ_{dd}^T represent the axial vector, pseudoscalar and tensor components of the wave function respectively, for which we utilize the result from the light-cone sum rule [31] including twist-3 contribution:

$$\begin{aligned} \psi_{dd}^A(x) &= \frac{3}{2N_c} f_x x (1-x) \left[1 + a_2^{dd} \frac{3}{2} 5(1-2x)^2 - 1 \right. \\ &\quad \left. + a_4^{dd} \frac{15}{8} 21(1-2x)^4 - 14(1-2x)^2 + 1 \right]; \\ \psi_{dd}^P(x) &= \frac{1}{2} \frac{f_x}{2N_c} \left[1 + \frac{1}{2} 30 \frac{3}{2} - \frac{5}{2} a_2^{dd} 3(1-2x)^2 - 1 \right. \\ &\quad \left. + \frac{1}{8} 3 \frac{3}{2} - \frac{27}{20} a_2^{dd} - \frac{81}{10} a_2^{dd} 35(1-2x)^4 - 30(1-2x)^2 + 3 \right]; \\ \psi_{dd}^T(x) &= \frac{3}{2N_c} f_x (1-2x) \\ &\quad \left[\frac{1}{6} + (5 \frac{3}{2} - \frac{1}{2} 3 \frac{3}{2} - \frac{7}{20} a_2^{dd} - \frac{3}{5} a_2^{dd}) (10x^2 - 10x + 1) \right]; \end{aligned} \quad (B4)$$

with

$$\begin{aligned} a_2^{dd} &= 0.44; & a_4^{dd} &= 0.25; & a_1^K &= 0.20; & a_2^K &= 0.25; \\ m_{dd} &= m_0^{dd}; & \frac{3}{2} &= 0.015; & \frac{3}{2} &= 3.0; \end{aligned} \quad (B5)$$

We assume that the wave function of uu is same as the wave function of dd . For the wave function of the ss components, we also use the same form as dd but with m_0^{ss} and f_y instead of m_0^{dd} and f_x , respectively. For f_x and f_y , we use the values as given in Ref. [32] where isospin symmetry is assumed for f_x and SU(3) breaking effect is included for f_y :

$$f_x = f; \quad f_y = \frac{q}{2f_K^2} f^2; \quad (B6)$$

These values are translated to the values in the two mixing angle method, which is often used in vacuum saturation approach as:

$$\begin{aligned} f_8 &= 169 \text{ MeV}; \quad f_1 = 151 \text{ MeV}; \\ \theta_8 &= 18.9^\circ (28.9^\circ); \quad \theta_1 = 0.1^\circ (10.1^\circ); \end{aligned} \quad (\text{B } 7)$$

where the pseudoscalar mixing angle θ_p is taken as $10^\circ (20^\circ)$ [13]. The parameters m_0^i ($i = \text{dd}(uu); \text{ss}$) are defined as:

$$m_0^{\text{dd}(uu)} = m_0 \frac{m^2}{(m_u + m_d)}; \quad m_0^{\text{ss}} = \frac{2M_K^2 - m^2}{(2m_s)}; \quad (\text{B } 8)$$

-
- [1] I.I. Bigi and A.I. Sanda, *CP Violation* (Cambridge University Press, Cambridge, England, 2000); G.C. Branco, L. Lavoura and J.P. Silva, *CP Violation* (Oxford University Press, Oxford, England, 1999); R. Fleischer, *Phys. Rep.* 370, 537 (2002); T. Hurth, *Rev. Mod. Phys.* 75, 1159 (2003).
 - [2] A. Jawahery, summary talk presented at FPCP 2006, April 9-12, 2006, Vancouver B.C., Canada.
 - [3] Heavy Flavor Averaging Group, E. Barberio et al., hep-ex/0603003.
 - [4] M. Beneke, G. Buchalla, M. Neubert, and C.T. Sachrajda, *Phys. Rev. Lett.* 83, 1914 (1999); *Nucl. Phys. B* 591, 313 (2000).
 - [5] M. Beneke and M. Neubert, *Nucl. Phys. B* 675, 333 (2003).
 - [6] D.S. Du, H.J. Gong, J.F. Sun, D.S. Yang, and G.H. Zhu, *Phys. Rev. D* 65, 074001 (2002), *ibid* 65, 094025 (2002); J.F. Sun, G.H. Zhu and D.S. Du, *Phys. Rev. D* 68, 054003 (2003).
 - [7] M.Z. Yang and Y.D. Yang, *Nucl. Phys. B* 609, 469 (2001).
 - [8] C.-D. Lu, K. Ukai and M.Z. Yang, *Phys. Rev. D* 63, 074009 (2001).
 - [9] Y.-Y. Keum, H.-n. Li and A.I. Sanda, *Phys. Lett. B* 504, 6 (2001); *Phys. Rev. D* 63, 054008 (2001).
 - [10] H.-n. Li, *Phys. Rev. D* 64, 014019 (2001); S. Mishima, *Phys. Lett. B* 521, 252 (2001); C.-H. Chen, Y.-Y. Keum, and H.-n. Li, *Phys. Rev. D* 64, 112002 (2001); A.I. Sanda and K. Ukai, *Prog. Theor. Phys.* 107, 421 (2002); C.D. Lu, *Eur. Phys. J. C* 24, 121 (2002); C.-H. Chen, Y.-Y. Keum, and H.-n. Li, *Phys. Rev. D* 66, 054013 (2002); Y.-Y. Keum and A.I. Sanda, *Phys. Rev. D* 67, 054009 (2003).
 - [11] Y.-Y. Keum, T. Kurimoto, H.-n. Li, C.D. Lu, and A.I. Sanda, *Phys. Rev. D* 69, 094018 (2004); Y. Li and C.D. Lu, *J. Phys. G* 29, 2115 (2003); C.D. Lu, *Phys. Rev. D* 68, 097502 (2003); X.Q. Yu, Y. Li and C.D. Lu, *Phys. Rev. D* 71, 074026 (2005); C.D. Lu, Y.L. Shen and J. Zhu, *Eur. Phys. J. C* 41, 311 (2005); J. Zhu, Y.L. Shen and C.D. Lu, *Phys. Rev. D* 72, 054015 (2005);
 - [12] Y. Li, C.D. Lu, Z.J. Xiao, and X.Q. Yu, *Phys. Rev. D* 70, 034009 (2004); Y. Li, C.D. Lu, and Z.J. Xiao, *J. Phys. G* 31, 273 (2005).
 - [13] E. Kou, *Phys. Rev. D* 63, 054027 (2001).
 - [14] E. Kou and A.I. Sanda, *Phys. Lett. B* 525, 240 (2002).
 - [15] X. Liu, H.S. Wang, Z.J. Xiao, L.B. Guo, and C.D. Lu, *Phys. Rev. D* 73, 074002 (2006).
 - [16] H.S. Wang, X. Liu, Z.J. Xiao, L.B. Guo, and C.D. Lu, *Nucl. Phys. B* 738, 243 (2006).
 - [17] A.R. Williamson and J. Zupan, hep-ph/0601214.
 - [18] G. Buchalla, A.J. Buras, and M.E. Lautenbacher, *Rev. Mod. Phys.* 68, 1125 (1996).
 - [19] C.-H. V. Chang and H.-n. Li, *Phys. Rev. D* 55, 5577 (1997); T.-W. Yeh and H.-n. Li, *Phys. Rev. D* 56, 1615 (1997).
 - [20] H.-n. Li, *Prog. Part. & Nucl. Phys.* 51, 85 (2003), and reference therein.
 - [21] G.P. Lepage and S.Brodsky, *Phys. Rev. D* 22, 2157 (1980).
 - [22] BaBar Collaboration, B. Aubert et al., *Phys. Rev. D* 73, 071102 (2006).
 - [23] S. Descotes-Genon and C.T. Sachrajda, *Nucl. Phys. B* 625, 239 (2002); Z.T. Wei, M.Z. Yang, *Nucl. Phys. B* 642, 263 (2002); M. Beneke and T. Feldmann, *Nucl. Phys. B* 685, 249 (2004).
 - [24] H.-n. Li, *Phys. Rev. D* 66, 094010 (2002).

- [25] H.-n. Li and B. Tseng, Phys.Rev.D 57, 443, (1998).
- [26] A.G. Grozin and M. Neubert, Phys.Rev.D 55, 272 (1997); M. Beneke and T. Feldmann, Nucl.Phys.B 592, 3 (2001).
- [27] M. Beneke, G. Buchalla, M. Neubert, and C.T. Sachrajda, Nucl.Phys.B 591, 313 (2000).
- [28] C.D. Lu, M.Z. Yang, Eur.Phys.J.C 28, 515 (2003).
- [29] T. Kurimoto, H.-n. Li, A.I. Sanda, Phys.Rev.D 65, 014007, (2002)
- [30] Particle Data Group, S. Eidelman et al., Phys.Lett.B 592, 1 (2004).
- [31] P. Ball, J.High Energy Phys.9809, (1998) 005; P. Ball, J.High Energy Phys.9901, (1999) 010.
- [32] T. Feldmann and P. Kroll, Eur.Phys.J.C 5, 327 (1998); T. Feldmann and P. Kroll, Phys. Scripta T 99 (2002) 13.
- [33] V.M. Braun and I.E. Filyanov, Z.Phys.C 48, 239 (1990);
- [34] P. Ball and V.M. Braun, Phys.Rev.D 58, 094016 (1998); P. Ball and R. Zwicky, Phys. Rev.D 71, 014015 (2005).
- [35] J. Charles et al., Eur.Phys.J.C 41, 1 (2005).
- [36] J.L. Rosner, Phys.Rev.D 27, 1101 (1983).