

Isospin and a possible interpretation of the newly observed X (1576)

Feng-Kun Guo,^{1,2,5} and Peng-Nian Shen^{2,1,3,4}¹Institute of High Energy Physics, Chinese Academy of Sciences, P.O. Box 918 (4), Beijing 100049, China²CCAST (World Lab.), P.O. Box 8730, Beijing 100080, China³Institute of Theoretical Physics, Chinese Academy of Sciences, P.O. Box 2735, China⁴Center of Theoretical Nuclear Physics, National Laboratory of Heavy Ion Accelerator, Lanzhou 730000, China⁵Graduate University of Chinese Academy of Sciences, Beijing 100049, China

(Dated: December 24, 2018)

Recently, the BES collaboration observed a broad resonant structure X (1576) with a large width being around 800 MeV and assigned its J^{PC} number to 1^{--} . We show that this resonant structure could be interpreted as a $K^*(892)^-$ state, and the corresponding isospin should be assigned to 1. Thus, the broad width can easily be understood. According to this scenario, this resonant structure should also be seen in the $J = 1^{--} \rightarrow \pi^+ \pi^-$ and $J = 1^{--} \rightarrow K^+ K^-$ processes. Based on the data of $B(J = 1^{--} \rightarrow X^0) / B(X^0 \rightarrow K^+ K^-)$, the branching ratios $B(J = 1^{--} \rightarrow X^0) / B(X^0 \rightarrow \pi^+ \pi^-)$ and $B(J = 1^{--} \rightarrow X^0) / B(X^0 \rightarrow K^+ K^-)$ are estimated. The result shows that the decay mode $X(1576) \rightarrow \pi^+ \pi^-$ should have a much larger branching ratio than the $X(1576) \rightarrow K^+ K^-$ mode has. Carefully measuring the decay branching ratios of the $J = 1^{--} \rightarrow \pi^+ \pi^-$ and $J = 1^{--} \rightarrow K^+ K^-$ should be important for understanding the structure of X (1576).

PACS numbers: 12.39.Mk, 13.25.-k

Recently, the BES collaboration analyzed the $J = 1^{--} \rightarrow K^+ K^-$ decay, and found a broad resonant structure in the $K^+ K^-$ invariant mass spectrum. The pole position of the resonant structure is $1576^{+49+98}_{-55-91} - i409^{+11+32}_{-12-67}$ MeV, the J^{PC} number is 1^{--} , but its isospin has not been assigned yet [1]. They also declared that this broad structure (called X (1576) in the rest of the text) cannot be explained as any known mesons or their interferences. Although the contribution from the subthreshold may give a significant influence on the partial wave analysis of the $J = 1^{--} \rightarrow K^+ K^-$ decay [2], the inclusion of this state or even other mesons cannot remove the resonant structure at about 1576 MeV and meanwhile will produce large systematic errors [1].

An important property of the structure is that its width is as large as 800 MeV, which is much larger than any known vector mesons. From the PDG's review [3], the vector meson with the largest width is the (1450) , and its width is 400–60 MeV. So we may conclude that the X (1576), if it exists really, can hardly be arranged in the conventional qq meson spectrum. It cannot be a glueball state because a vector glueball consists of at least three gluons and its mass is about 3.8 GeV from the lattice calculations [4]. The large width is against assigning the state to be a hybrid. The total width of the favorable decay modes of a 1^{--} hybrid at 2 GeV is much smaller than 800 MeV from the flux tube model [5]. Besides, it was predicted that the width of a 1^{--} hybrid decaying into $K^+ K^-$ vanishes [5], which is also against assigning the X (1576) found in the $K^+ K^-$ invariant mass spectrum to be a vector hybrid. The width of the X (1576) is consistent with the suggestion that multi-quark states that fall apart should have a width of at least 500 MeV [6]. The room left is that the state would be a tetraquark state or meson-meson molecule state. At least, such structure

should be the dominant component of the X (1576) if it is not an artifact. Theoretical studies are necessary to reveal its substance.

In this letter, we show that the isospin of the broad structure should definitely be 1. Then we propose a possibility that the X (1576) is a $K^*(892)^-$ molecule. Because of the large width of the , it is natural to explain the large width of the X (1576). Based on this suggestion, we calculate the ratio of the branching widths $(X^0 \rightarrow \pi^+ \pi^-) : (X^0 \rightarrow K^+ K^-) : (X^0 \rightarrow K^+ K^-)$, and then predict the branching fractions of the $J = 1^{--}$ decay modes $J = 1^{--} \rightarrow \pi^+ \pi^-$ and $J = 1^{--} \rightarrow K^+ K^-$ with the π^+ and $K^+ K^-$ coming from the X (1576).

In the experimental paper, it was mentioned that in order to determine its isospin, the decay $J = 1^{--} \rightarrow K_S^0 K$ should be studied [1]. Because the isospin of the $K^+ K$ system can be either 0 or 1, the isospin of the observed X (1576) would be 1 if the decay $J = 1^{--} \rightarrow X^0$ respects the isospin symmetry, and it would be 0 if the decay violates the isospin symmetry. In the following, we show that in fact the isospin of the broad structure can be concluded as $I = 1$ definitely.

If the decay $J = 1^{--} \rightarrow X^0$ violates the isospin symmetry, the decay $J = 1^{--} \rightarrow X^0$ must respect it, and the $J = 1^{--} \rightarrow X^0$ mode occurs through the 0^- mixing. Assuming Dashen's theorem [7], the 0^- mixing should be

$$t \rightarrow h^0 \rightarrow \pi^+ \pi^- = 0.003 \text{ GeV}^2: \quad (1)$$

Then the ratio of the effective coupling constants $g_{J = 1^{--} \rightarrow X^0}$ and $g_{J = 1^{--} \rightarrow \pi^+ \pi^-}$ should be

$$\frac{g_{J = 1^{--} \rightarrow X^0}}{g_{J = 1^{--} \rightarrow \pi^+ \pi^-}} = \frac{t}{m_{X^0}^2 - m_{\pi^0}^2} = 0.01: \quad (2)$$

The ratio of the branching fractions of the $J = 1^{--} \rightarrow X^0$

and $J = 1$ X decays is

$$R_{0=1} = \frac{B(J=1; X^0)}{B(J=1; X^-)} \left(\frac{g_{J=1; X^0}}{g_{J=1; X^-}} \right)^2 = 1 \pm 10^{-4}; \quad (3)$$

On the other hand, it was measured that [1]

$$B(J=1; X^0) B(X \rightarrow K^+ K^-) = (8.5 \pm 0.6^{+2.7}_{-3.6}) \times 10^{-4}; \quad (4)$$

Thus, if the isospin of the $X(1576)$ were 0, we would have

$$B(J=1; X^-) B(X \rightarrow K^+ K^-) = \frac{1}{R_{0=1}} B(J=1; X^0) B(X \rightarrow K^+ K^-) > 1; \quad (5)$$

which is certainly impossible. Consequently, one can conclude that the isospin of the $X(1576)$ should be 1, and the observed structure should be the $(I; I_3) = (1; 0)$ component of an iso-triplet. According to the nomenclature of the PDG [3], the state should be called (1576) . Nevertheless, in the following the name $X(1576)$ will still be used for consistency.

Assuming the observed broad structure is a vector isovector state, we consider the possibility assigning it as a $K^*(892)^-$ molecule state. Despite the mass and width of the broad, even its existence, is of controversy and the mass of the $X(1576)$ is of large errors, the fact that the large width of the $X(1576)$ can be explained naturally in this molecule scenario due to the large width of the K^* convinces us to consider seriously this possibility and the possible consequences. In order to make predictions, we will use the values $m_{K^*} = 750$ MeV and $\Gamma_{K^*} = 550$ MeV coming from some theoretical expectations [8]. Using $m_K = 892$ MeV and the central mass value of the broad structure $m_X = 1576$ MeV, the binding energy is 66 MeV. Using the phase convention $|0\rangle = \frac{1}{\sqrt{2}} |1=2; 1=2\rangle$ with the two numbers in the ket being I and I_3 , respectively, the isospin eigen state with $(I; I_3) = (1; 0)$ of the molecule state should be

$$|X^0\rangle = \frac{1}{\sqrt{2}} |K^*(892)^+ K^-(892)^0\rangle_X; \quad (6)$$

where the subscript X represents that the $K^*(892)$ and K are bound in the molecule state.

The $X(1576)$ can decay into $K^+ K^-$ by exchanging non-strange mesons between the $K^*(892)$ and K . Considering the constraints from the P -parity and the momentum conservation law, only the π among the light mesons, ρ , and ω can be exchanged. In Fig. 1 (a) and 1 (b), we present the decay mechanism of the $K^*(892)^+$ and $K^*(892)^0$ components of the $X(1576)$, respectively.

One may write down the effective Lagrangian for the coupling of the $X(1576)$ and $K^*(892)$

$$L_X = \frac{g_1}{2} (\bar{\psi} X \psi + H.c.); \quad (7)$$

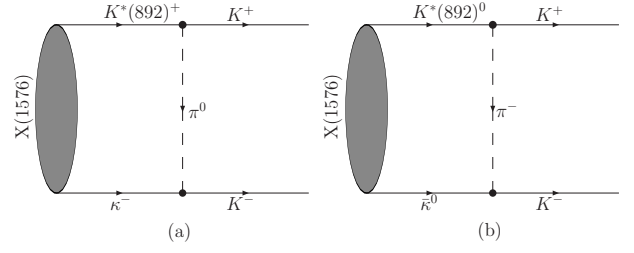


FIG. 1: Decay mechanism of $X(1576) \rightarrow K^+ K^-$ with (a) and (b) representing the decays of the $K^*(892)^+$ and $K^*(892)^0$ components of the $X(1576)$, respectively.

where the ψ fields are the isospin multiplets:

$$\psi = \begin{pmatrix} 0 \\ 1 \end{pmatrix}; K = \begin{pmatrix} K^+ \\ K^- \end{pmatrix}; \bar{\psi} = \begin{pmatrix} \bar{K}^0 & \bar{K}^+ \end{pmatrix} \quad (8)$$

The $K^* K$ coupling can be obtained from the SU(3) symmetric Lagrangian [9]

$$L_{VPP} = \frac{i}{2} G_V \text{Tr}(\bar{P} \partial_\mu P V^\mu); \quad (9)$$

where P and V are 3×3 matrices, $P = \sum_{a=1}^8 P^a \lambda_a$ and $V = \sum_{a=1}^8 V^a \lambda_a$ with λ_a being the Gell-Mann matrices. For the $K^* K$ coupling, the effective Lagrangian is [10]

$$L_K = \frac{1}{2} g_K (\partial_\mu K \sim \partial^\mu \bar{K} + H.c.); \quad (10)$$

By using these effective Lagrangians, one can find

$$M(X \rightarrow K^+ K^-)_b = 2M(X \rightarrow K^+ K^-)_a; \quad (11)$$

where the subscripts a and b correspond to Fig. 1 (a) and 1 (b), respectively. This is the consequence of isospin symmetry. Then the total decay amplitude of the decay $X(1576) \rightarrow K^+ K^-$

$$M_{KK} = M(X \rightarrow K^+ K^-) = M(X \rightarrow K^+ K^-)_a; \quad (12)$$

In order to study the consequences of the $K^*(892)^-$ molecule scenario, we need to work out the partial decay width of the $X(1576) \rightarrow K^+ K^-$ channel. The transition amplitude involves a 3-meson loop containing propagators of the K , ρ , and ω , see Fig. 1. In order to simplify the calculations, we use the on-shell approximation to deal with the loop integrations, that is, the denominator of the K propagator is replaced by $(i)(k^2 - m_K^2)$. A similar replacement for the ρ is used. In this way, the decay amplitude can be written as

$$M_{KK} = \frac{2}{2} g_1 g_K g_K \int \frac{d^4 k}{(2\pi)^4} (k^2 - m_K^2) \frac{((p-k)^2 - m^2) p_2 \cdot (k-p)}{(k-p_1)^2 - m^2} (2p_1 \cdot k); \quad (13)$$

where $g_{K^+K^-} = G_V$, and $p; k; p_1$ and p_2 are the 4-momenta of the $X(1576)^0$, $K^+(892)^+$, K^+ and K^- , respectively.

For the $X(1576)^0 \rightarrow K^+K^-$ mode, the decay mechanism by exchanging the K mesons is plotted in Fig. 2. The

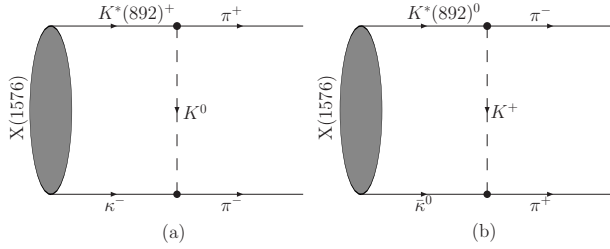


FIG. 2: Decay mechanism of $X(1576)^0 \rightarrow K^+K^-$ with (a) and (b) representing the decays of the $K^+(892)^+$ and $K^-(892)^0$ components of the $X(1576)^0$, respectively.

expression of the amplitude corresponding to Fig. 2 (a) can be obtained from the expression of the amplitude for Fig. 1 (a) by interchanging m and m_K

$$M(X \rightarrow K^+K^-)_a = 2M(X \rightarrow K^+K^-)_a \frac{p_3 \cdot p}{m_K^2 + m^2} : \quad (14)$$

The amplitude for Fig. 2 (b) can be obtained from $M(X \rightarrow K^+K^-)_a$ by interchanging the momenta of K^+ and K^-

$$M(X \rightarrow K^+K^-)_b = M(X \rightarrow K^+K^-)_a \frac{p_1 \cdot p}{m_K^2 + m^2} : \quad (15)$$

The total width of the $X(1576)^0 \rightarrow K^+K^-$ is

$$\Gamma(X \rightarrow K^+K^-) = \Gamma(X \rightarrow K^+K^-)_a + \Gamma(X \rightarrow K^+K^-)_b : \quad (16)$$

Since the most dominant decay mode of either the $K^+(892)$ or the $K^-(892)$ is the K channel, it is interesting to study the fourbody decay of the $X(1576)$ with the decaying products being K^+K^- . We will study the peculiar mode $X(1576)^0 \rightarrow K^+K^-$ with all of the mesons in the final states being charged. Experimentally, such decay mode can be studied more easily than the modes with neutral final states. For such decay, only the $K^+(892)^0$ component contributes, and the decay mechanism is shown in Fig. 3. The decay amplitude is

$$M_{KK} = M(X \rightarrow K^+K^-) = ig_1 g_{K^+K^-} g_K \frac{p_3 \cdot p}{m_{34}^2 + m^2 + im} (m_{34}) \\ = \frac{g_1 g_{K^+K^-} g_K (p_1 \cdot p_2 + p_{12}^2 - m_{12}^2) (p_1 \cdot p_2)}{m_{12}^2 + m_K^2 + im_K} (m_{12}) ; \quad (17)$$

where $p_1; p_2; p_3$ and p_4 represent the 4-momenta of K^+, K^-, K^+ and K^- , respectively. $p_{12} = p_1 + p_2$ is the momentum of the K^+K^- system, and m_{12} and m_{34} are the

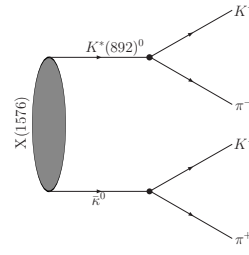


FIG. 3: Decay mechanism of $X(1576)^0 \rightarrow K^+K^-$.

invariant masses of the K^+ and K^- systems, respectively. The energy dependent widths of K^+ and K^- are given as

$$\Gamma_{K^+} = \Gamma_{K^+} \frac{m_K^2 p_1^2}{m_{12}^2 p_{10}^2} ; \\ \Gamma_{K^-} = \Gamma_{K^-} \frac{m_K^2 p_3^2}{m_{34}^2 p_{30}^2} \left(\frac{m_{34}^2}{m^2} - \frac{m_K^2}{m^2} \right)^2 ; \quad (18)$$

where Γ_{K^+} and Γ_{K^-} are the decay widths of the $K^+(892)$ and $K^-(892)$ at rest, and we use the values of $\Gamma_{K^+} = 51$ MeV and $\Gamma_{K^-} = 550$ MeV, and

$$p_{10}^2 = \frac{1}{2m_{12}} \frac{q}{(m_{12}^2 - (m_K + m)^2)(m_{12}^2 - (m_K - m)^2)} ; \\ p_{30}^2 = \frac{1}{2m_{34}} \frac{q}{(m_{34}^2 - (m_K + m)^2)(m_{34}^2 - (m_K - m)^2)} \quad (19)$$

p_{10} and p_{30} can be obtained by replacing m_{12} and m_{34} by m_K and m , respectively.

Then the partial widths can be worked out by using the formula [3]

$$= \frac{1}{2m_X} \frac{X}{M^2} \frac{1}{(2)^4} \left(\prod_{i=1}^n p_i \right) \frac{Y^n}{(2)^3 2E_i} \frac{d^3 p_i}{(2)^3 2E_i} ; \quad (20)$$

where $\frac{X}{M^2}$ represents averaging the polarization directions of the vector $X(1576)$ state.

Despite we do not know the parameter g_1 , we can calculate the ratio of the partial widths of the three decay modes $X(1576)^0 \rightarrow K^+K^-$, $X(1576)^0 \rightarrow K^+K^-$ and $X(1576)^0 \rightarrow K^+K^-$ which have a common factor $g_1 g_{K^+K^-} g_K^2$. The result is

$$(X \rightarrow K^+K^-) : (X \rightarrow K^+K^-) : (X \rightarrow K^+K^-) \\ 19 : 1 : 0.18 : \quad (21)$$

This result shows that in the $K^+(892)$ -molecule scenario, the decay mode $X(1576)^0 \rightarrow K^+K^-$ is much more favorable compared with the K^+K^- mode. The K^+K^- mode is suppressed due to the four-body phase space.

Based on the resultant ratio and the measured branching fraction $B(J = 1/2^- X^0) B(X \rightarrow K^+K^-)$ [1] in Eq.

(4), we can give the estimated regions of the branching fractions

$$B(J = \frac{1}{2}^+ X^0) B(X \rightarrow K^+ K^-) = (1.5 \pm 0.7)\% \quad (22)$$

and

$$B(J = \frac{1}{2}^+ X^0) B(X \rightarrow K^+ K^-) = (1.4 \pm 0.7) \times 10^{-4}. \quad (23)$$

Comparing with the previously measured values $B(J = \frac{1}{2}^+ \rightarrow K^+ K^-) = (1.5 \pm 0.2)\%$ and $B(J = \frac{1}{2}^+ \rightarrow K^+ K^-) = (1.2 \pm 0.3)\%$ [3, 11], there is still a small room for the interpretation assigning the $X(1576)$, if it exists really, as a pure $K^*(892)^-$ molecule state and the $X(1576)$ state should give a very large contribution to the $J = \frac{1}{2}^+ \rightarrow K^+ K^-$ decay. The contribution of the $X(1576)$ to the $J = \frac{1}{2}^+ \rightarrow K^+ K^-$ decay is not significant. We suggest that the $J = \frac{1}{2}^+ \rightarrow K^+ K^-$ decay should be investigated experimentally by using the high statistic BESII data. It is also valuable to analyze the $K^+ K^-$ invariant mass spectrum carefully using the data of the $J = \frac{1}{2}^+ \rightarrow K^+ K^-$ decay.

In summary, in virtue of the 0^- mixing mechanism of an isospin violated decay, we conclude that the isospin of the newly observed broad structure $X(1576)$ should definitely be 1. Assuming the broad structure is some physical state, it is difficult to assign it as a conventional qq vector meson, and it would not be a glueball or hybrid state. We propose a possible $K^*(892)^-$ molecule interpretation. In this scenario, the large width can be understood easily. We give some predictions to test this model. Our results show that the $X(1576) \rightarrow K^+ K^-$ mode is much more favorable than

the $X(1576) \rightarrow K^+ K^-$ mode. We suggest that the data of the $J = \frac{1}{2}^+ \rightarrow K^+ K^-$ and $J = \frac{1}{2}^+ \rightarrow K^+ K^-$ decays collected at BESII should be analyzed to reveal the genuine structure of the $X(1576)$.

This work is partially supported by the NSFC grant Nos. 10475089, 10435080, CAS Knowledge Innovation Key-Project grant No. KJ951A2SWN02 and Key Knowledge Innovation Project of IHEP, CAS (U529).

Electronic address: guofk@mail.ihep.ac.cn

- [1] M. Ablikim, et al. (BES Collaboration), hep-ph/0606047.
- [2] F. Q. Wu and B. S. Zou, Phys. Rev. D 73, 114008 (2006).
- [3] S. Eidelman et al. (Particle Data Group), Phys. Lett. B 592, 1 (2004).
- [4] C. J. Morningstar and M. Peardon, Phys. Rev. D 60, 034509 (1999); Y. Chen et al., Phys. Rev. D 73, 014516 (2006).
- [5] N. Isgur, R. Kokoski, and J. Paton, Phys. Rev. Lett. 54, 869 (1985); P. R. Page, E. S. Swanson, and A. P. Szczepaniak, Phys. Rev. D 59, 034016 (1999).
- [6] S. Capstick, P. R. Page, and W. Roberts, Phys. Lett. B 570, 185 (2003).
- [7] R. Dashen, Phys. Rev. 183, 1245 (1969).
- [8] E. G. E. van Beveren et al., Z. Phys. C 30, 615 (1986); D. V. Bugg, Phys. Lett. B 632, 471 (2006); F.-K. Guo et al., Nucl. Phys. A 733, 78 (2006); Z. Y. Zhou and H. Q. Zheng, hep-ph/0603062.
- [9] D. Lohse, J. W. Durso, K. Holinde, and J. Speth, Nucl. Phys. A 516, 513 (1990).
- [10] D. Black, A. H. Fariborz, F. Sannino, and J. Schechter, Phys. Rev. D 59, 074026 (1999).
- [11] M. B. E. Franklin et al., Phys. Rev. Lett. 51, 963 (1983).