

Υ radiative decays to light quark jets and color octet mechanism

Ying-Jia Gao ^(a), Yu-Jie Zhang ^(a), and Kuang-Ta Chao ^(b,a)

^(a) Department of Physics, Peking University, Beijing 100871, People's Republic of China

^(b) China Center of Advanced Science and Technology (World Laboratory), Beijing 100080, People's Republic of China

We study radiative decays of Υ to light quark jets in nonrelativistic QCD by taking both the color singlet and color octet $b\bar{b}$ operators into consideration. The cut for quark jet energy and cut for the angle between two quark jets are introduced. The sensitivity to the soft and collinear singularities in the loop integrals are greatly reduced by these cuts. With the jet energy cut of about 1 GeV, and the jet angle cut of about 36° , the branching ratio for $\Upsilon \rightarrow \gamma q\bar{q}$ is found to be 8.2×10^{-4} from color singlet contributions. The color octet contributions could be much larger than that of color singlet, depending on the estimate of the color octet matrix elements. This process may provide a new test for the color octet mechanism in nonrelativistic QCD.

PACS numbers: 12.38.Bx; 13.25.Hw; 14.40.Gx

I. INTRODUCTION

The observation of Υ decay into three-gluon jets $\Upsilon \rightarrow ggg$ has been viewed as a crucial event for verifying quantum chromodynamics (QCD). The radiative decay $\Upsilon \rightarrow \gamma gg$ has also been an important testing ground for QCD. These processes are computable in perturbative QCD due to the large mass of the b quark. Recently the CLEO Collaboration has accumulated a large number data sample for the low lying Υ resonances [1, 2]. This encourages us to study the radiative decay process $\Upsilon \rightarrow \gamma q\bar{q}$, where q and \bar{q} ($q = u, d, s$) are referred to as light quark jets.

Jets are considered to be footprints of quarks and gluons produced at short distances. While the gluon jet, its production angular distribution, and the determination of the gluon spin have recently been studied[3], less attention has been paid to quark jets, say, e.g. in Υ decays. Since the gluon jet is expected to be "fatter" than the quark jet[4] or the mean multiplicity of the gluon jet is expected to be larger than the quark jet (see e.g. [5]), it will be interesting to measure the quark jets production in comparison with the gluon jets in Υ radiative decays.

In heavy quarkonium production and decay an important issue is about the color octet mechanism in nonrelativistic QCD (NRQCD)[6], which is introduced to explain the large cross sections of inclusive charmonium hadroproduction at large p_T in $p\bar{p}$ collisions measured at the Fermilab Tevatron[7], and other decay and production processes. Though the color octet mechanism has gained a series of successes, some difficulties still remain and more tests are needed (for a recent comprehensive review, see [8]). In this regard, the radiative decay process $\Upsilon \rightarrow \gamma q\bar{q}$ may provide an interesting test for the color-octet mechanism, since the color-octet $b\bar{b}$ component (with soft gluons) in the Υ wave function could give substantial contributions to this process.

Based on the above considerations, we will study the three body decay $\Upsilon \rightarrow \gamma q\bar{q}$, where $q = u, d, s$. We use

the $b\bar{b}$ bound state description for Υ in NRQCD and give the results through both color-singlet and color-octet $b\bar{b}$ operators. In NRQCD, with the Fock state expansion in terms of v , the relative velocity between b and \bar{b} , the decay width for $\Upsilon(1S)$ can be written as a sum of contributions from various $b\bar{b}$ channels with different color and angular momentum:

$$\begin{aligned} d\Gamma[\Upsilon(1S)] &= d\Gamma[b\bar{b}_1(^3S_1)]\langle\Upsilon|\mathcal{O}_1(^3S_1)|\Upsilon\rangle + d\Gamma[b\bar{b}_8(^3S_1)] \\ &\times \langle\Upsilon|\mathcal{O}_8(^3S_1)|\Upsilon\rangle + d\Gamma[b\bar{b}_8(^1S_0)] \\ &\times \langle\Upsilon|\mathcal{O}_8(^1S_0)|\Upsilon\rangle + \left(\sum_J (2J+1)\right) \\ &\times d\Gamma[b\bar{b}_8(^3P_J)]\langle\Upsilon|\mathcal{O}_8(^3P_0)|\Upsilon\rangle, \end{aligned} \quad (1)$$

where the long distance matrix elements with different color (denoted by the subscript 1(8) for color-singlet (octet)) are involved. In Section 2 we will describe our method and give a calculation for the color singlet contribution. In section 3, we will study color octet contributions. Then we will give a summary in Section 4.

II. COLOR SINGLET CONTRIBUTIONS

The q and \bar{q} dijet production through Υ radiative decay at leading order is described by the process

$$\Upsilon(P) \rightarrow \gamma g^* g^* \rightarrow \gamma(k_1) q(k_2) \bar{q}(k_3) \quad (2)$$

as shown in Fig.1 (another three diagrams with reverse light quark lines are also taken into account).

In our work, all outgoing particles are taken to be on-mass-shell, $k_1^2 = k_2^2 = k_3^2 = 0$ and $P^2 = M_\Upsilon^2$. Here the light quark q (with momentum k_2) and antiquark \bar{q} (with momentum k_3) are taken to be massless, as for the photon (with momentum k_1). We can see explicitly that there exist both collinear and soft singularities in the loop integrals within the region where the light quark and antiquark interact with two gluons and are connected with a massless quark propagator. In general, these soft and

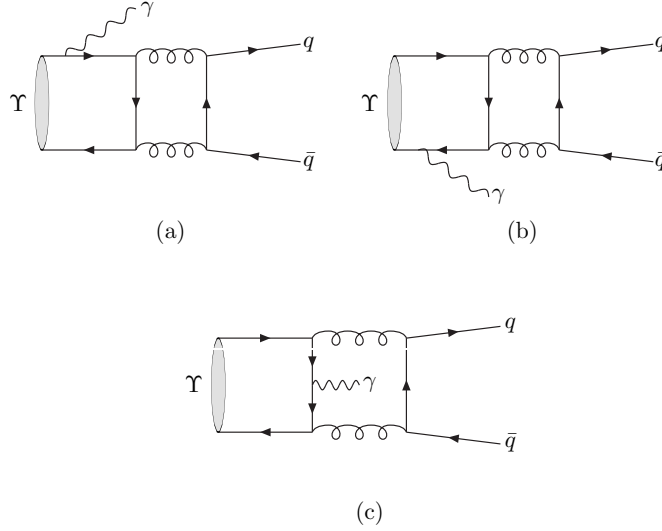


FIG. 1: Feynman diagrams for $\Upsilon \rightarrow \gamma + q + \bar{q}$ with color singlet $b\bar{b}$

collinear mass singularities may be separated by artificially introducing a quark mass and a gluon mass. In the present case of dijet production, in order to define two jets, the jet energy has to be higher than certain energy scale, and the two jets have to be well separated by introducing certain value for the angle between q and \bar{q} . With these two infrared cuts, the sensitivity of soft and collinear singularities will become much weaker.

We use the NRQCD description for the $b\bar{b}$ bound state. In the static approximation, in which the relative motion of the bottom quarks in the bound state is neglected, the decay amplitude factorizes into a short distance amplitude $\mathcal{M}(b\bar{b} \rightarrow \gamma q \bar{q})$, with $b\bar{b}$ in the color-singlet state with zero relative momentum, and a long distance matrix element which is related to $\mathcal{R}(0)$, the wave function of Υ at the origin.

Within the static approximation, we write down the amplitude of Fig.1(a)

$$\mathcal{M} = \frac{C_F g_s^4 e Q}{8\sqrt{N_c} \pi M} \frac{\mathcal{R}(0)}{2p \cdot k_1} \varepsilon_{\lambda, k_1}^{(*)} \int \frac{d^4 q}{(2\pi)^4} \bar{u}_i \gamma_\mu \not{q} \gamma_\nu v_j \quad (3)$$

$$\frac{\text{Tr}[\Pi_{1S_z}(P, M) \gamma^\nu (\not{q} + \not{k}_3 - \not{p} + m) \gamma^\mu (\not{p} - \not{k}_1 + m) \gamma^\lambda]}{q^2 (q - k_2)^2 (q + k_3)^2 ((q + k_3 - p)^2 - m^2)}.$$

where $p = P/2$, $m = M/2$, i and j are color indexes, g_s and e are the strong and electromagnetic couplings respectively, and Q is the magnitude of the bottom quark charge in units of e . Charge conjugation invariance implies that the Feynman graphs are symmetric under reversion of the fermion flow. All six amplitudes contributing to the leading-order cross section are proportional to the same color factor $1/(2\sqrt{N_c}) \delta_{ab}$, and the δ_{ab} combined with the color matrix of the right hand fermion flow contribute a factor C_F together with a color unit matrix. Gauge invariance ensures that we may sum over the photon spin by employing the substitutions $\sum \varepsilon_\mu \varepsilon_\nu^* = -g_{\mu\nu}$. To sum over the Υ spin, we use

$$\sum \varepsilon_\Upsilon^\rho \varepsilon_\Upsilon^{(*)\sigma} = -g^{\rho\sigma} + P^\rho P^\sigma / M^2.$$

In our calculation, we choose two parameters to describe the jets: one is the minimum energy cut of the jet, which is, say, about 1 GeV, and the other is the angle between the two jet axes, which is, say, about 36° (these values are just for illustration). We choose the following region:

$$x \geq s_0, \quad |z| \leq z_0, \quad (4)$$

where x is the energy fraction of the jet ($k^0 = mx$), and $z = \cos \theta$, θ is angle between two jet axes.

Since we have taken some steps to separate the soft and collinear divergences, we can complete the phase space integral in 4-dimension. The standard form of three body phase space in 4-dimension is:

$$d\Phi_3 = \prod_{i=1}^3 \frac{d^3 \vec{k}_i}{2k_i^0 (2\pi)^3} (2\pi)^4 \delta^4(P - \sum_i k_i). \quad (5)$$

With the parameters

$$x_i = \frac{2Pk_i}{M^2}, \quad \sum x_i = 2, \quad (6)$$

we can get

$$d\Phi_3 = \frac{M^2}{2(4\pi)^3} \prod_{i=1}^3 dx_i \delta(2 - \sum x_i). \quad (7)$$

With the following constrains:

$$s_0 \leq x_2 \leq 1, \quad s_0 \leq x_3 \leq 1, \quad |\cos \theta| \leq z_0, \quad (8)$$

we can get the integration region of phase space: $-z_0 \leq \cos \theta \leq z_0$ for $s_0 \leq x_2 \leq (2 - 2s_0 + r)/(2 + s_0 z_0 - s_0)$; $-z_0 \leq \cos \theta \leq (2 - 2s_0 + r)/(s_0 x_1) + 1 - 2/s_0$ for $(2 - 2s_0 + r)/(2 + s_0 z_0 - s_0) \leq x_2 \leq (2 - 2s_0 + r)/(2 - s_0 z_0 - s_0)$,

where $r = m_q^2/m^2$. Here for numerical estimate we choose $s_0 = 0.2$ and $z_0 = 0.8$, corresponding to the jet energy cut 0.95 GeV and the angle 36° between q and \bar{q} .

In our calculation, we define $\langle \mathcal{O}_1^{\Upsilon(1S)}(^3S_1) \rangle \simeq \frac{9}{2N_c} |\mathcal{R}(0)|^2$ [14], and take $m \approx M/2 = 4.73$ GeV, and

$$\alpha_s = 0.184, \quad |\mathcal{R}(0)|^2 = 7.12 \text{ GeV}^3, \quad (9)$$

which are extracted from the observed decay widths of $\Upsilon \rightarrow 3g$ and $\Upsilon \rightarrow e^+e^-$ with theoretical expressions for these decay widths including next to leading order QCD radiative corrections. We set the gluon mass as 10^{-6} – 10^{-8} GeV, together with the light quark mass m_q as 10^{-2} – 10^{-3} GeV, and find the numerical results are stable as these masses tend to zero. Finally we find the branching ratio for the dijet production in the color-singlet sector to be

$$Br(\Upsilon \rightarrow \gamma q \bar{q}) = 8.2 \times 10^{-4}. \quad (10)$$

III. COLOR OCTET CONTRIBUTIONS

Next we take the color octet contributions into consideration. With the velocity expansion in NRQCD the

wave function of Υ contains high Fock states with color-octet $b\bar{b}$ pair and associated soft gluons. We can see that the color-octet $b\bar{b}$ operators $\mathcal{O}_8(^3S_1)$, $\mathcal{O}_8(^1S_0)$, and $\mathcal{O}_8(^3P_J)$ will contribute to the process $\Upsilon \rightarrow \gamma q \bar{q}$. The corresponding diagrams are shown in Fig.2.

The color octet operators e.g. $\mathcal{O}_8(^3S_1)$ and $\mathcal{O}_8(^1S_0)$ are given by

$$\begin{aligned} \mathcal{O}_8(^3S_1) &= \psi^\dagger \boldsymbol{\sigma} T^a \chi \cdot \chi^\dagger \boldsymbol{\sigma} T^a \psi, \\ \mathcal{O}_8(^1S_0) &= \psi^\dagger T^a \chi \chi^\dagger T^a \psi. \end{aligned} \quad (11)$$

Differing from the color singlet case, the color projection of the octet is

$$\langle 3i; \bar{3}j | 8a \rangle = \sqrt{2} T_{ij}^a. \quad (12)$$

The spin-1 projection operators $\Pi_{00}(P, M)$ is [11]:

$$\Pi_{00}(P, M) = -\frac{1}{\sqrt{4}M} (\not{P} + M) \gamma_5. \quad (13)$$

We can write down the decay amplitudes of the color octet $b\bar{b}$ as shown in Fig.2(a),(b), and (c) respectively:

$$\begin{aligned} \mathcal{M}_a &= -i\sqrt{2} g_s^2 e Q_q \text{Tr}[T^a T^b] \varepsilon_\lambda^{(*)}(k_1) \frac{\text{Tr}[\Pi_{1S_z}(P, M) \gamma^\mu]}{4m^2} \bar{q} \gamma^\lambda \frac{2\not{p} - \not{k}_3}{(2p - k_3)^2} T^a \gamma_\mu q, \\ \mathcal{M}_b &= i\sqrt{2} g_s^2 e Q_b \text{Tr}[T^a T^b] \varepsilon_\lambda^{(*)}(k_1) \frac{\text{Tr}[\Pi_{00}(P, M) \gamma^\mu (\not{p} - \not{k}_1) \gamma^\lambda]}{(k_2 + k_3)^2 [(p - k_1)^2 - m^2]} \bar{q} T^a \gamma_\mu q, \\ \mathcal{M}_c &= -i\sqrt{2} g_s^2 e Q_b \text{Tr}[T^a T^b] \varepsilon_\lambda^{(*)}(k_1) \frac{\bar{q} T^a \gamma_\mu q}{(k_2 + k_3)^2 [(p - k_1)^2 - m^2]} [\text{Tr}[\Pi_{1S_z}^\alpha(P, M) \gamma^\mu (\not{p} - \not{k}_1) \gamma^\lambda] \\ &\quad + \text{Tr}[\Pi_{1S_z}(P, M) \gamma^\mu \gamma^\alpha \gamma^\lambda] + \frac{2 k_1^\alpha}{(p - k_1)^2 - m^2} \text{Tr}[\Pi_{1S_z}(P, M) \gamma^\mu (\not{p} - \not{k}_1) \gamma^\lambda]], \end{aligned} \quad (14)$$

where Q_q is the light quark charge. Then we can express the decay width as functions of the jet energy cut s_0 and the jet angle cut z_0 . With $s_0=0.2$ (corresponding to the jet energy cut 0.95 GeV) fixed, the decay width (in arbitrary units) as functions of z_0 are shown in Figs.4-6. We see that the decay width increases nearly linearly as z_0 increases when $z_0 < 0.8$, whereas when $z_0 > 0.8$ the decay width will increase rapidly. This may imply that taking the jet angle cut to be $z_0 < 0.8$ ($\theta > 36^\circ$) is a reasonable choice to avoid the sensitivity of infrared singularities.

Choosing $\alpha_s(M_\Upsilon)=0.184$ and $\alpha=1/137$, and including color-singlet and various color-octet contributions, we

can write down the branching ratio as

$$\begin{aligned} Br(\Upsilon \rightarrow \gamma q \bar{q}) &= 2.4 \times 10^{-4} \langle \Upsilon | \mathcal{O}_1(^3S_1) | \Upsilon \rangle \\ &\quad + 0.061 \times \langle \Upsilon | \mathcal{O}_8(^3S_1) | \Upsilon \rangle \\ &\quad + 0.084 \times \langle \Upsilon | \mathcal{O}_8(^1S_0) | \Upsilon \rangle \\ &\quad + 0.043 \times \langle \Upsilon | \mathcal{O}_8(^3P_0) | \Upsilon \rangle \end{aligned} \quad (15)$$

For numerical results of the decay branching ratio, the main uncertainty comes from the estimates of the color-octet matrix elements. The most direct way is to use the velocity scaling rules. However, it is shown in Refs.[12, 13] that by using renormalization group equations the obtained color octet matrix elements are smaller. Nonetheless, in our calculation we still choose velocity scaling rules with $v^2 = 0.08$ for Υ [10] as a rough estimate. Another estimate can be made from the Υ production at the

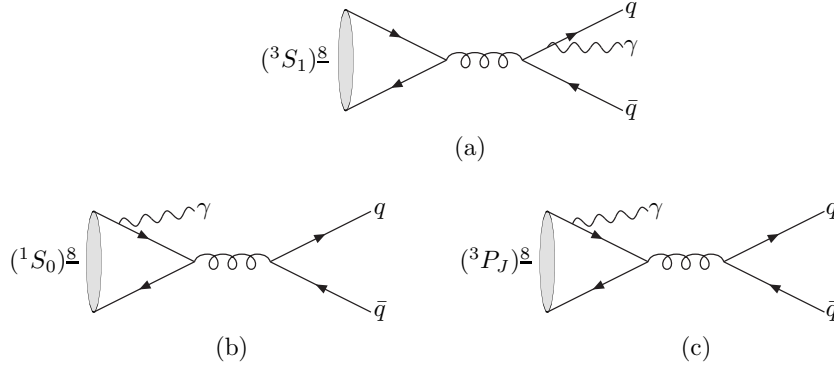


FIG. 2: Feynman diagrams with color octet $b\bar{b}$.

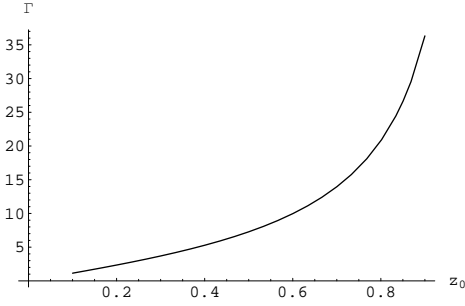


FIG. 3: Decay width (in arbitrary units) as function of the angle cut from color octet 3S_1 .

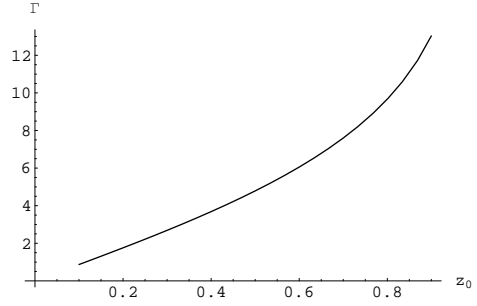


FIG. 5: Decay width (in arbitrary units) as function of the angle cut from color octet 3P_J .

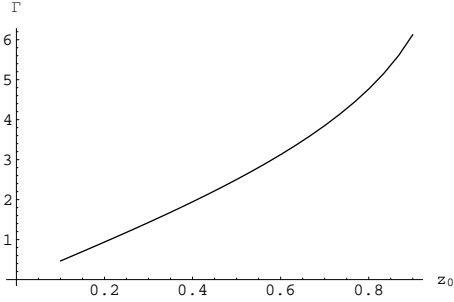


FIG. 4: Decay width (in arbitrary units) as function of the angle cut from color octet 1S_0 .

$\langle \mathcal{O}_8^{\Upsilon(1S)}(^3S_1) \rangle$	$2.0 \pm 4.1_{+0.5}^{-0.6}$	$3.0 \pm 3.8_{-0.1}^{+0.2}$
$\langle \mathcal{O}_8^{\Upsilon(1S)}(^1S_0) \rangle$	$13.6 \pm 6.8_{-7.5}^{+10.8}$	0
$\frac{5}{m_b^2} \langle \mathcal{O}_8^{\Upsilon(1S)}(^3P_0) \rangle$	0	$13.9 \pm 7.1_{-8.0}^{+11.4}$

TABLE I: Color octet matrix elements for Υ (in units of 10^{-2} GeV^3), taken from Table V in Ref.[14].

Fermilab Tevatron using NRQCD [14], and the extracted matrix elements are shown in Table.I.

As the first estimate, we set the color octet 1S_0 and 3P_0 matrix elements to be zero, and use the following velocity scaling rule relation for the 3S_1 matrix element[10]:

$$\langle \Upsilon | \mathcal{O}_8(^3S_1) | \Upsilon \rangle = v^4 \langle \Upsilon | \mathcal{O}_1(^3S_1) | \Upsilon \rangle. \quad (16)$$

and we then get the color octet 3S_1 contribution to be

$$Br(\Upsilon \rightarrow \gamma q \bar{q}) = 1.33 \times 10^{-3}, \quad (17)$$

which is larger than the color singlet contribution by a factor of 1.6.

Next, we use the results from the analysis of Υ production at the Fermilab Tevatron, and we adopt the assumption that the production matrix elements are 3 times larger than the annihilation matrix elements just like the case of color singlet matrix elements. Note that the color octet matrix element $\langle \mathcal{O}_8^{\Upsilon(1S)}(^1S_0) \rangle$ and $\frac{5}{m_b^2} \langle \mathcal{O}_8^{\Upsilon(1S)}(^3P_0) \rangle$ can not be determined independently, and the values shown in Table.I from [14] are a sort of simplification. We use the central values in the first column (the 3P_0 matrix element is zero), and in the second column (the 1S_0 matrix element is zero) respectively to calculate the decay branching ratio, and the results are:

$$\begin{aligned} Br(\Upsilon \rightarrow \gamma q \bar{q}) &= 4.21 \times 10^{-3}, \\ Br(\Upsilon \rightarrow \gamma q \bar{q}) &= 9.31 \times 10^{-3}. \end{aligned} \quad (18)$$

The first branching ratio is contributed from $\mathcal{O}_8(^3S_1)$ and $\mathcal{O}_8(^1S_0)$, and the second is from $\mathcal{O}_8(^3S_1)$ and $\mathcal{O}_8(^3P_J)$. These branching ratios are really big! To compare with the contribution from color singlet, we draw two group curves based on the latter calculation. Fig.6 shows angu-

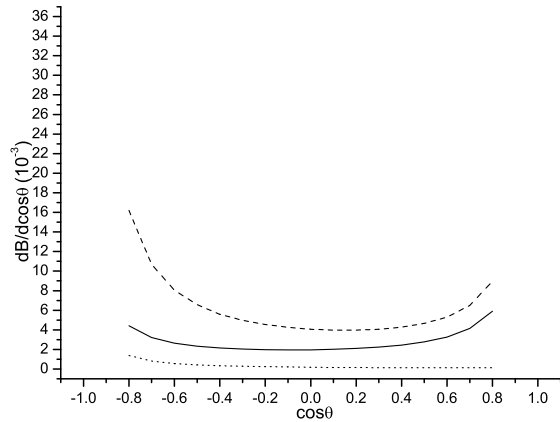


FIG. 6: Decay branching ratio angular distributions. The dotted line is for color singlet contribution, dashed line for 3S_1 and 3P_J color octet contributions, and solid line for 3S_1 and 1S_0 color octet contributions.

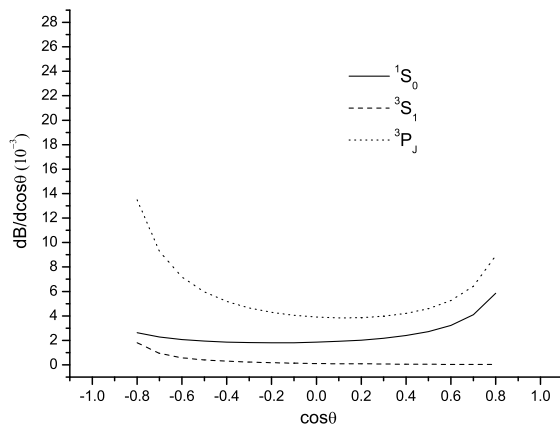


FIG. 7: Angular distributions for different color octet operators.

lar distributions of the decay branching ratio from different channel contributions. We see that both in the large angle region and the small angle region, color octet gives greater contribution than singlet does. If experimentally the jet angular distribution can be measured then we might find useful hints of color octet contributions.

Fig.7 shows the branching ratio angular distributions for each individual color octet operators. Here we choose $\langle \mathcal{O}_8^{\Upsilon(1S)}(^3S_1) \rangle = 2.0 \times 10^{-2} \text{ GeV}^3$. The values for other

two operators are from Table.I. These curves are also useful in distinguishing between contributions of different color octet operators.

IV. SUMMARY

In this paper, we studied two mechanisms i.e. the color-singlet and color-octet mechanisms that contribute to the process $\Upsilon \rightarrow \gamma q \bar{q}$. With the help of FeynCalc [15] and LoopTools[16], we calculated numerically the radiative decay rates by introducing the energy cut for the q and \bar{q} jets, and the angle cut between q and \bar{q} jets. These cuts correspond to a minimum jet energy of about 1GeV and the angle between two jets larger than $\theta = 36.8^\circ$. Experimentally, these cuts are necessary for the two jets measurement. Theoretically, introducing these cuts greatly reduces the sensitivity to the soft and collinear singularities in the loop integrals. Furthermore, from our studies we find that change of energy cut affects the result very mildly, and change of the angle cut brings a nearly linear effects in the region $|\cos\theta| < 0.8$. This implies that in this region those large logarithms which are introduced by regularizing the soft and collinear divergences only give small contributions and may then be ignored. Therefore, our numerical results should be reasonable.

Based on our calculation in NRQCD, we predict the branching ratio of $\Upsilon \rightarrow \gamma q \bar{q}$ to be 8.2×10^{-4} if contributions from color singlet $b\bar{b}$ are considered only.

On the other hand, color octet $b\bar{b}$ operators may play an important role in this process. When we take them into consideration, the branching ratio could be enhanced by about an order of magnitude [see Eq.(18)]. This result is very encouraging. In this sense, the process $\Upsilon \rightarrow \gamma q \bar{q}$ may provide an interesting test for the color octet mechanism in NRQCD. However, large uncertainties in the estimate of color-octet matrix elements would prevent us from making definite predictions for this process. A better understanding of the color octet matrix elements in the future will certainly improve our predictions.

We hope that the measurement on $\Upsilon \rightarrow \gamma q \bar{q}$ will clarify the theoretical issues presented in this paper.

Acknowledgments

We would like to thank Ce Meng for valuable discussions. This work was supported in part by the National Natural Science Foundation of China (No 10421503), and the Key Grant Project of Chinese Ministry of Education (No 305001).

-
- [1] G. Masek et al., CLEO Collaboration, Phys. Rev. D **65**, (2002)072002.
 [2] D. Besson et al, CLEO Collaboration, hep-ex/0512003.

- [3] The OPAL collaboration, G. Abbiendi et al., Phys. Rev. D **69**, 032002(2004).
 [4] The CLEO collaboration, M. S. Alam et al., Phys. Rev.

- D **46**, 4822(1992).
- [5] S.J. Brodsky and J. Gunion, Phys. Rev. Lett. **37**, 402 (1976); K. Konishi, A. Ukawa, and G. Veneziano, Phys. Lett. **78B**, 243 (1978); J.W. Gary, Phys. Rev. D **49**, 4503 (1994).
 - [6] G. T. Bodwin, E. Braaten and G. P. Lepage, Phys. Rev. D **51**, 1125 (1995); **55**, 5853(E) (1997).
 - [7] CDF Collaboration, F. Abe et al, Phys. Rev. Lett. **79**, 578 (1997).
 - [8] N. Brambilla *et al.*, arXiv:hep-ph/0412158.
 - [9] C.W. Bauer, C.W. Chiang, S. Fleming, A. K. Leibovich, I. Low, Phys. Rev. D **64**, 114014 (2001).
 - [10] S. Fleming, A. K. Leibovich, Phys. Rev. D **67**, 074035 (2003).
 - [11] J. H. Kühn, Nucl. Phys. B **157**, 125 (1979); B. Guberina *et al.*, Nucl. Phys. B **174**, 317 (1980).
 - [12] M. Gremm and A. Kapustin, Phys. Lett. **407B**(1997)323.
 - [13] F. Maltoni and A. Petrelli, Phys. Rev. **D59** (1999) 074006.
 - [14] E. Braaten, S.Fleming, A.K.Leibovich, Phys. Rev. D **63**, 094006 (2001).
 - [15] R. Mertig, M. Böhm, A. Denner, Comput. Phys. Commun. **64** (1991) 345.
 - [16] T. Hahn, M. Perez-Victoria, Comput. Phys. Commun. **118** (1999) 153.