

Addendum to “Threshold corrections to m_b and the $\bar{b}b \rightarrow H_i^0$ production in CP-violating SUSY scenarios”

Francesca Borzumati^{1,2} and Jae Sik Lee³

¹ *International Center for Theoretical Physics, Trieste, Italy*

² *Scuola Internazionale Superiore di Studi Avanzati, Trieste, Italy*

³ *Centre for Theoretical Physics, Seoul National University, Seoul, Korea*

Abstract

In hep-ph/0401024: “Threshold corrections to m_b and the $\bar{b}b \rightarrow H_i^0$ production in CP-violating SUSY scenarios”, we have pointed out that the production cross sections of the three neutral Higgs bosons through $\bar{b}b$ fusion can deviate substantially from those obtained in CP conserving scenarios, thanks to the nontrivial role played by the threshold corrections to m_b combined with the CP-violating mixing in the neutral-Higgs-boson sector. The deviations are largest for values of the CP violating phases that maximize the mixing among at least two of the three neutral Higgs bosons. We complement our previous work focussing explicitly on the values of masses and widths of the three neutral Higgs bosons in this region of parameter space. We then address the issue of whether the three different peaks in the invariant mass distribution of the Higgs-decay products can be experimentally disentangled at the LHC.

The production cross sections of the three neutral Higgs bosons through b -quark fusion can deviate substantially from those obtained in CP conserving scenarios, thanks to the nontrivial role that the threshold corrections to m_b can play in these scenarios [1]. The largest deviations in the case of H_1 and H_2 are for values of $\Phi_{A\mu}$ around 100° , with a large enhancement for the production cross section of H_1 , a large suppression for that of H_2 . The former is due to the fact that the component of the field a in H_1 around these values of $\Phi_{A\mu}$ is large, while it is depleted by a similarly large amount in H_2 . The cross section for H_3 is also largely affected by the m_b corrections, but this deviation is roughly independent of $\Phi_{A\mu}$.

In this region of large mixing the H_1 and H_2 bosons have very similar masses, as shown in the first column of Fig. 1, for three different values of $\Phi_{g\mu} : 0^\circ, 90^\circ, 180^\circ$. In the first and the third column of this figure, the solid lines always represent H_1 , the dashed lines H_2 , the long-dashed ones H_3 . At $\Phi_{A\mu} = 100^\circ$, the H_1 - H_2 mass difference is always below 5 GeV, as shown by the second column of the same figure. As for the widths of these neutral Higgs bosons, Γ_{H_1} is always about 10 times larger than Γ_{H_2} at $\Phi_{A\mu} = 100^\circ$. See the third column of Fig. 1. Notice that always at $\Phi_{A\mu} = 100^\circ$, a factor of 10 is also the ratio of the production cross sections of H_1 and H_2 , both at the LHC and at the Tevatron.

Given the degeneracy between H_1 and H_2 , it is legitimate to worry whether a transition $H_1 \rightarrow H_2$ can occur during propagation and before decay, due to the off-diagonal absorptive parts in the 3×3 matrix for the neutral Higgs boson propagator considered in Ref. [2]. We have numerically checked the size of these off-diagonal parts and found that in our specific case they are negligible. We have nevertheless included these terms in our numerical calculations. Thus, near $\sqrt{\hat{s}} = m_{H_i}$, the partonic cross section for the $\bar{b}b$ -fusion production of H_i and their subsequent decays into a final state $f.s.$, $\hat{\sigma}(\bar{b}b \rightarrow H_i \rightarrow f.s.)$, hereafter denoted as $\hat{\sigma}^{f.s.}$, is given, to a very good approximation, by the cross section with a single \hat{s} -channel resonance with mass m_{H_i} and width Γ_{H_i} . Away from $\sqrt{\hat{s}} = m_{H_i}$, all Higgs bosons H_i contribute to the partonic cross section for the production of the same final state $f.s.$.

The mass difference between H_1 and H_2 is, however, still small enough to question whether it is possible to disentangle the two corresponding peaks in the invariant mass distributions of the H_1 - and H_2 -decay products. There is no similar problem for the H_3 eigenstate, that has a mass always larger than ~ 160 GeV and therefore a splitting from H_2 always larger than ~ 10 GeV. Since $\Gamma_{H_2, H_3} \lesssim 2 - 3$ GeV, we assume that this splitting can be experimentally resolved. As already observed, on the contrary, in the case of H_1 and H_2 , the mass difference can be as small 2 GeV around $\Phi_A = 100^\circ$. It will therefore be very challenging to disentangle H_2 from H_1 experimentally. An analysis of these two Higgs bosons decay modes, of their differential cross section with respect to the invariant mass distribution of the decay products, and the experimental resolution of these decays, can help in this sense.

For our discussion we shall concentrate on the issue of production and possible problem of detection of H_1 and H_2 at the LHC only, where the best energy and momentum resolutions are for the Higgs-boson decays into muon and photon pairs. For these two decay modes, the invariant-mass resolutions are, respectively, $\delta M_{\gamma\gamma} \sim 1$ GeV and $\delta M_{\mu\mu} \sim 3$ GeV for a Higgs mass of ~ 100 GeV [3].

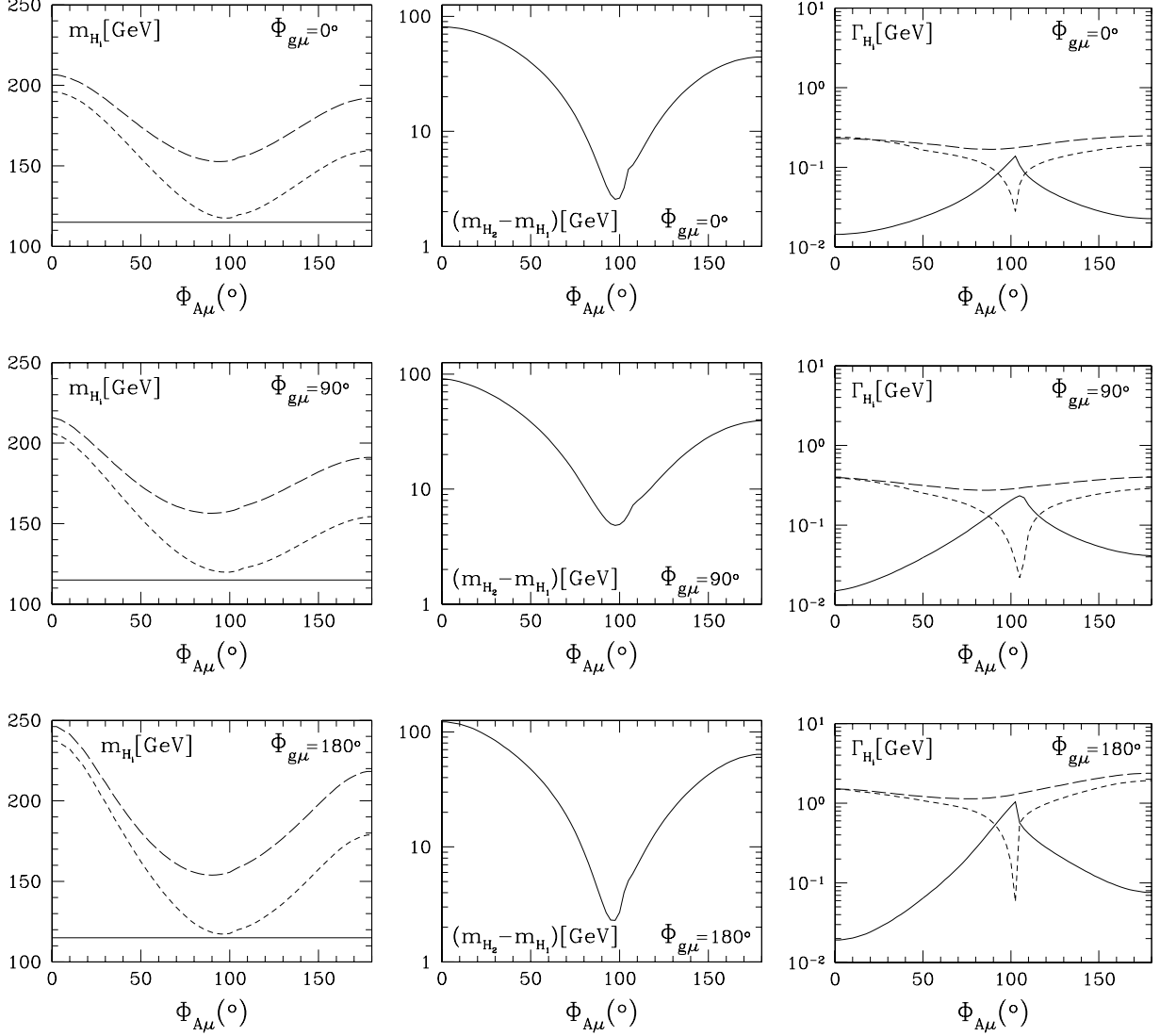


Figure 1: The masses (left column) and widths (right column) of the neutral Higgs bosons as functions of $\Phi_{A\mu}$ for the CPX spectrum specified in Ref. [1] with $M_{\text{SUSY}} = 0.5 \text{ TeV}$ and $\tan \beta = 10$. Three values of $\Phi_{g\mu}$ are considered: 0° (top row), 90° (middle row) and 180° (bottom row). The solid lines are for H_1 , the dashed ones for H_2 , and the long-dashed ones for H_3 . The central column is for the mass difference between H_2 and H_1 .

The H_i -differential production cross section through b -quark fusion with respect to the invariant mass distribution of the final state $f.s.$ ($= \gamma\gamma$ or $\bar{\mu}\mu$) is

$$\frac{d\sigma^{f.s.}}{d\sqrt{\hat{s}}} = \frac{2}{\sqrt{\hat{s}}} \hat{\sigma}^{f.s.}(\tau) \left(\tau \frac{d\mathcal{L}^{\bar{b}b}}{d\tau} \right) = \frac{2}{\sqrt{\hat{s}}} \hat{\sigma}^{f.s.}(\tau) \int_{\tau}^1 dx \left[\frac{\tau}{x} b_{\text{had}_1}(x, Q) \bar{b}_{\text{had}_2}\left(\frac{\tau}{x}, Q\right) + (b \leftrightarrow \bar{b}) \right], \quad (1)$$

where $\tau \equiv \hat{s}/s$, with s the centre-of-mass energy squared of the considered hadron collider. The symbols $b_{\text{had}_i}(x, Q)$ and $\bar{b}_{\text{had}_i}(x, Q)$ indicate the b - and \bar{b} -quark distribution functions in the hadron had_i , and had_1 had_2 are pp at the LHC (they would be $p\bar{p}$ at the Tevatron). The

partonic cross section $\hat{\sigma}^{f.s.}(\hat{s})$ can be written in a compact way for both final states $\bar{\mu}\mu$ and $\gamma\gamma$ as follows:

$$\hat{\sigma}^{f.s.}(\hat{s}) = \frac{g_b^2 g_{f.s.}^2}{16\pi\hat{s}} \frac{\beta_{f.s.}}{\beta_b} \frac{1}{4} \frac{1}{3} \frac{1}{N_{f.s.}} \sum_{\sigma,\lambda} |\langle\lambda;\sigma\rangle^{f.s.}|^2, \quad (2)$$

where $\beta_f = (1 - 4m_f^2/\hat{s})^{1/2}$, $g_f = g m_f/2M_W = m_f/v$, and

$$g_{f.s.} = \begin{cases} \alpha\sqrt{\hat{s}}/4\pi v \\ g_\mu \end{cases} \quad \beta_{f.s.} = \begin{cases} 1 \\ \beta_\mu \end{cases} \quad N_{f.s.} = \begin{cases} 2 \\ 1 \end{cases} \quad \text{for } f.s. = \begin{cases} \gamma\gamma \\ \bar{\mu}\mu \end{cases}. \quad (3)$$

Finally, $\langle\lambda;\sigma\rangle^{f.s.}$ is the reduced helicity amplitude for the process $\bar{b}b \rightarrow H_i \rightarrow f.s.$ and $\sum_{\sigma,\lambda}$ indicate the sum over the helicities of the initial b -quarks, σ , and of the outgoing γ 's or μ 's, λ . For $f.s. = \gamma\gamma$ it is:

$$\langle\lambda;\sigma\rangle^{\gamma\gamma} \equiv \sum_{i,j} \left(\sigma \beta_b g_{H_i\bar{b}b}^S + i g_{H_i\bar{b}b}^P \right) D_{ij}(\hat{s}) \left[S_j^\gamma(\hat{s}) - i\lambda P_j^\gamma(\hat{s}) \right], \quad (4)$$

for $f.s. = \bar{\mu}\mu$:

$$\langle\lambda;\sigma\rangle^{\mu\mu} \equiv \sum_{i,j} \left(\sigma \beta_b g_{H_i\bar{b}b}^S + i g_{H_i\bar{b}b}^P \right) D_{ij}(\hat{s}) \left(\lambda \beta_\mu g_{H_j\bar{\mu}\mu}^S - i g_{H_j\bar{\mu}\mu}^P \right). \quad (5)$$

In both, D_{ij} is the 3×3 propagator matrix, which, as already mentioned, has negligible off-diagonal terms in the specific case under consideration; $g_{H_i\bar{b}b}^{S,P}$ are the couplings denoted as $g_{H_i}^{S,P}$ in Eqs. (15) and (16) of Ref. [1], and the symbols $g_{H_j\bar{\mu}\mu}^{S,P}$ are: $g_{H_j\bar{\mu}\mu}^S = O_{\phi 1j}/\cos\beta$ and $g_{H_j\bar{\mu}\mu}^P = -O_{aj}\tan\beta$. The effective neutral Higgs boson couplings to two photons $S_j^\gamma(\hat{s})$ and $P_j^\gamma(\hat{s})$ can be found in Ref. [4].

As previously stated, in our specific case, near $\sqrt{\hat{s}} = m_{H_i}$, the cross section $\hat{\sigma}^{f.s.}$ is well approximated by the cross section with a single \hat{s} -channel resonance with mass m_{H_i} and width Γ_{H_i} . The form of the helicity amplitudes in Eqs. (4) and (5) can be simplified in such a way that $\hat{\sigma}^{f.s.}$ and $d\sigma^{f.s.}/d\sqrt{\hat{s}}$ reduce to the simple forms:

$$\hat{\sigma}^{f.s.}(\hat{s}) \underset{\hat{s} \rightarrow m_{H_i}^2}{\approx} \frac{1}{\pi} \frac{\sigma(\bar{b}b \rightarrow H_i)}{\Gamma_{H_i}} BR(H_i \rightarrow f.s.) m_{H_i}, \quad (6)$$

$$\frac{d\sigma^{f.s.}}{d\sqrt{\hat{s}}} \underset{\hat{s} \rightarrow m_{H_i}^2}{\approx} \frac{2}{\pi} \frac{\sigma(\bar{b}b \rightarrow H_i)}{\Gamma_{H_i}} BR(H_i \rightarrow f.s.) \left(\tau \frac{d\mathcal{L}^{\bar{b}b}}{d\tau} \right), \quad (7)$$

where $\sigma(\bar{b}b \rightarrow H_i)$ is the partonic cross section for the production of H_i through b -quark fusion, shown in Ref. [1]. The dominant contribution to the widths Γ_{H_1} and Γ_{H_2} comes from the decays $H_{1,2} \rightarrow \bar{b}b$, at $\Phi_{A\mu} \sim 100^\circ$. In this region, therefore, the ratios $\sigma(\bar{b}b \rightarrow H_i)/\Gamma_{H_i}$ are roughly independent of $\Phi_{A\mu}$, whereas $\sigma(\bar{b}b \rightarrow H_i)$ and Γ_{H_i} , separately, are strongly dependent on it. Thus, still for $\Phi_{A\mu} \sim 100^\circ$, given the degeneracy of H_1 and H_2 , the relative heights of the peaks of $\hat{\sigma}^{f.s.}$ and $d\sigma^{f.s.}/d\sqrt{\hat{s}}$ at $\hat{s} = m_{H_1}^2$ and $\hat{s} = m_{H_2}^2$ are practically determined by $BR(H_i \rightarrow f.s.)$ only.

In Figs. 2 and 3, we compare the values of both, the partonic cross section $\hat{\sigma}^{f.s.}$ and the differential hadronic cross section $d\sigma^{f.s.}/d\sqrt{\hat{s}}$ for $f.s. = \gamma\gamma$ and $f.s. = \bar{\mu}\mu$ at two different

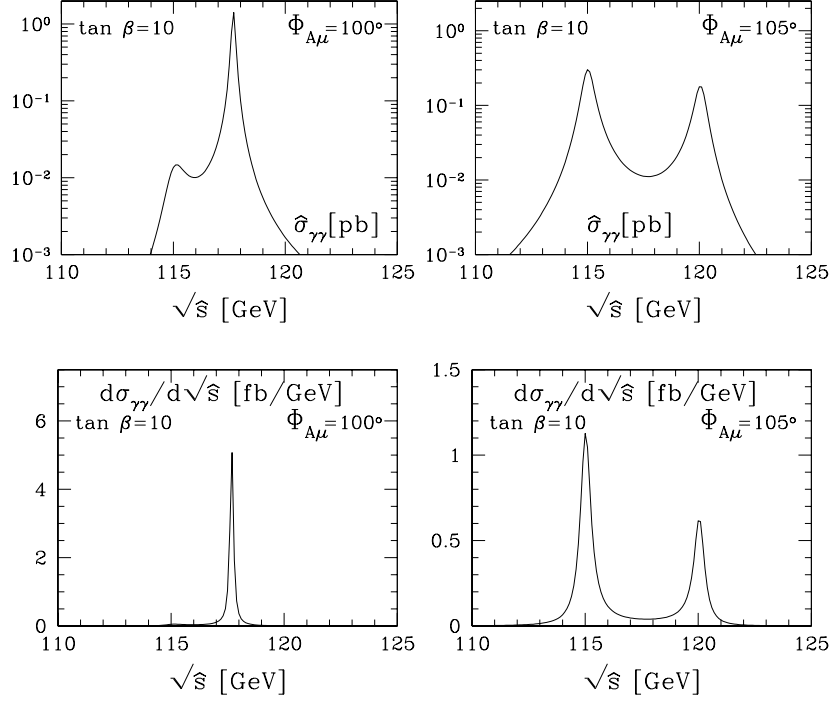


Figure 2: Cross sections $\hat{\sigma}^{\gamma\gamma}$ (upper two frames) $d\sigma^{\gamma\gamma}/d\sqrt{s}$ (lower two frames) at $\Phi_{A\mu} = 100^\circ$ and $\Phi_{A\mu} = 105^\circ$, versus \sqrt{s} . In all frames, it is $\tan\beta = 10$ and $\Phi_{g\mu} = 180^\circ$.

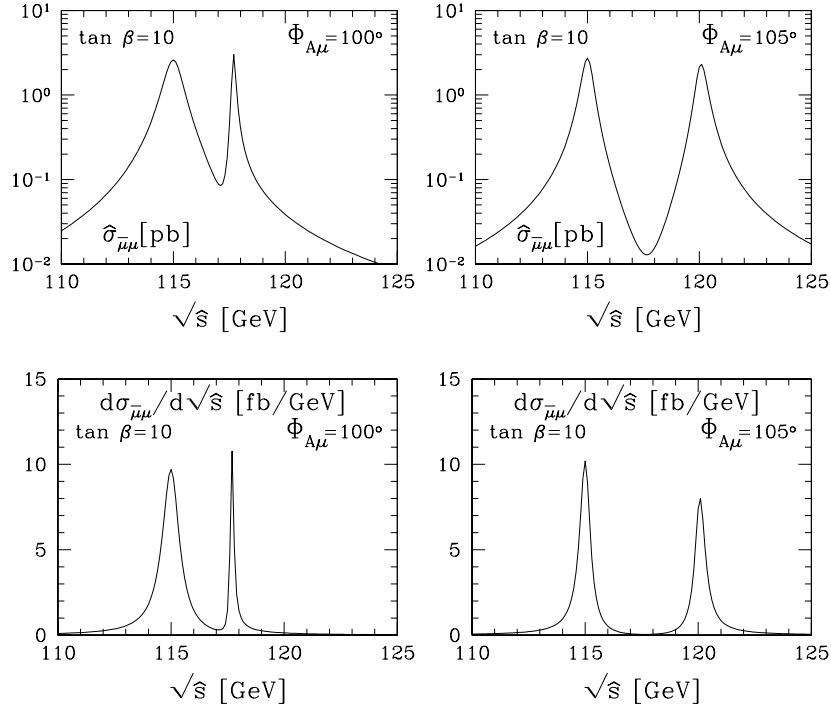


Figure 3: Same as in Fig. 2 for $\hat{\sigma}^{\bar{\mu}\mu}$ (upper two frames) and $d\sigma^{\bar{\mu}\mu}/d\sqrt{s}$ (lower two frames).

Table 1: For H_1 and H_2 at two different values of $\Phi_{A\mu}$: 100° , 105° , we list here the values of masses and widths (in GeV), of the partonic cross sections for their resonant production (in pb) and of the branching ratios of their decays into a pair of μ 's and a pair of γ 's. $\Phi_{g\mu}$ is fixed at 180° and $\tan\beta$ at 10.

	$\Phi_{A\mu}$	m_{H_i} [GeV]	Γ_{H_i} [GeV]	$\sigma(\bar{b}b \rightarrow H_i)$ [pb]	$BR(H_i \rightarrow \bar{\mu}\mu)$	$BR(H_i \rightarrow \gamma\gamma)$
H_1	100°	115.0	0.9157	786.7	8.227×10^{-5}	3.996×10^{-7}
H_1	105°	115.0	0.5664	486.3	8.654×10^{-5}	9.883×10^{-6}
H_2	100°	117.7	0.1818	145.3	9.978×10^{-5}	4.858×10^{-5}
H_2	105°	120.1	0.5652	429.4	7.953×10^{-5}	6.219×10^{-6}

values of $\Phi_{A\mu}$: 100° and 105° . These two values of $\Phi_{A\mu}$ are sufficiently close to avoid a substantial reduction of the enhancing factor for $\sigma(\bar{b}b \rightarrow H_1)$ when going from $\Phi_{A\mu} = 100^\circ$ to $\Phi_{A\mu} = 105^\circ$. They are, however, separated enough for us to escape at $\Phi_{A\mu} = 105^\circ$ the strong suppression that $\sigma(\bar{b}b \rightarrow H_2)$ and Γ_{H_2} have at $\Phi_{A\mu} = 100^\circ$.

For an easier comparison of the cross sections obtained for the two different decay channels of H_1 and H_2 , we list explicitly in Table 1 the values of m_{H_i} , Γ_{H_i} , $\sigma(\bar{b}b \rightarrow H_i)$, $BR(H_i \rightarrow \gamma\gamma)$, and $BR(H_i \rightarrow \bar{\mu}\mu)$ at $\Phi_{A\mu} = 100^\circ$ and 105° . We notice:

- Going from $\Phi_{A\mu} = 100^\circ$ to $\Phi_{A\mu} = 105^\circ$, the mass of H_2 increases by less than 2.5 GeV. It is, at these two values of $\Phi_{A\mu}$, respectively only about 3 and 5 GeV larger than m_{H_1} , which, as explained in Ref. [1], has been fixed to 115 GeV for all values of $\Phi_{A\mu}$.
- At $\Phi_{A\mu} = 100^\circ$, as already observed in Ref. [1], the value of the partonic cross sections $\sigma(\bar{b}b \rightarrow H_1)$ is about five times larger than $\sigma(\bar{b}b \rightarrow H_2)$. Similarly, Γ_{H_2} is suppressed with respect to Γ_{H_1} also by a factor of five. At $\Phi_{A\mu} = 105^\circ$, on the contrary, both cross sections and widths for H_1 and H_2 are remarkably similar, and only a factor of 1.5-2 less than the maximal values of $\sigma(\bar{b}b \rightarrow H_1)$ and Γ_{H_1} obtained at $\Phi_{A\mu} = 100^\circ$.
- As for the branching ratios of H_1 and H_2 into $\gamma\gamma$ and $\bar{\mu}\mu$, we notice that at $\Phi_{A\mu} = 100^\circ$, the branching ratio $BR(H_1 \rightarrow \gamma\gamma)$ is about two order of magnitude smaller than $BR(H_2 \rightarrow \gamma\gamma)$, whereas it is of the same order of (actually 50% larger than) $BR(H_2 \rightarrow \gamma\gamma)$ at $\Phi_{A\mu} = 105^\circ$. The strong suppression of $BR(H_1 \rightarrow \gamma\gamma)$ at $\Phi_{A\mu} = 100^\circ$ is due to the large component of a in H_1 at this value of $\Phi_{A\mu}$. On the contrary, the branching ratios $BR(H_1 \rightarrow \mu\mu)$ and $BR(H_2 \rightarrow \mu\mu)$ are of the same size for both values of $\Phi_{A\mu}$ considered.

Therefore, at $\Phi_{A\mu} = 100^\circ$, when the neutral Higgs bosons decay into a pair of photons, we expect to see only one peak corresponding to H_2 . Given the values of the invariant mass distribution in the lower-left frame of Fig. 2, for a luminosity of 100 fb^{-1} , we expect to have

~ 50 events in the \sqrt{s} interval $[m_{H_2} - \delta M_{\gamma\gamma}/2, m_{H_2} + \delta M_{\gamma\gamma}/2]$, with $\delta M_{\gamma\gamma}$ the experimental invariant mass resolution mentioned above, ~ 1 GeV. When $\Phi_{A\mu} = 105^\circ$, it is possible to detect two peaks and have, for the same luminosity, more than 30 (20) events in the two \sqrt{s} intervals of 1 GeV centered around m_{H_1} and m_{H_2} .

When H_1 and H_2 decay into a muon pair, although the cross sections are larger, a resolution of the two picks will be more difficult because of the worse experimental resolution $\delta M_{\mu\mu} \sim 3$ GeV. At $\Phi_{A\mu} = 100^\circ$, again for a luminosity of 100 fb^{-1} , it is possible to have more than 1,000 events in the interval $[m_{H_1} - \delta M_{\mu\mu}/2, m_{H_1} + \delta M_{\mu\mu}/2]$, and 200 events in $[m_{H_2} - \delta M_{\mu\mu}/2, m_{H_2} + \delta M_{\mu\mu}/2]$. Notice that H_2 is only 2.7 GeV away from H_1 . For $\Phi_{A\mu} = 105^\circ$, more than 300 events are expected for both peaks, separated by 5 GeV, see the lower-right frame of Fig. 3.

For both values of $\Phi_{A\mu}$, by combining the muon-decay mode with the photon-decay mode, H_2 can be located more precisely and disentangled from H_1 . At $\Phi_{A\mu} = 105^\circ$, actually, two well separated peaks may be observed. It is clear that these considerations are only a first step towards more dedicated analyses, which obviously require detector simulations and background studies.

Acknowledgements

The authors thank G. Polesello for discussions. The work of JSL was supported in part by Korea Research Foundation and the Korean Federation of Science and Technology Societies Grant funded by Korea Government (MOEHRD, Basic Research Promotion Fund).

References

- [1] F. Borzumati, J. S. Lee and W. Y. Song, Phys. Lett. B **595** (2004) 347 [arXiv:hep-ph/0401024].
- [2] J. R. Ellis, J. S. Lee and A. Pilaftsis, Phys. Rev. D **70** (2004) 075010 [arXiv:hep-ph/0404167].
- [3] The Atlas Collaboration, Atlas: detector and physics performance technical design report, vol 2, CERN-LHCC-99-15, ATLAS-TDR-15 (1999).
- [4] J. S. Lee, A. Pilaftsis, M. Carena, S. Y. Choi, M. Drees, J. R. Ellis and C. E. M. Wagner, Comput. Phys. Commun. **156** (2004) 283 [arXiv:hep-ph/0307377].