

Testing the Unitarity of the CKM Matrix with a Space-Based Neutron Decay Experiment

Michael Martin Nieto^a, William C. Feldman^b, and David J. Lawrence^b

^aTheoretical Division (MS-B285) and ^bSpace and Atmospheric Sciences (MS-D466)
Los Alamos National Laboratory, University of California,
Los Alamos, New Mexico 87545, U.S.A.¹

Abstract

If the Standard Model is correct, and fundamental fermions exist only in the three generations, then the CKM matrix should be unitary. However, there remain questions over 2+ standard deviations from unitarity in the various data sets, in part from the value of the neutron lifetime. We discuss a simple space-based experiment that, at an orbit height of 500 km above Earth, would measure the kinetic-energy, solid-angle, flux spectrum of gravitationally bound neutrons (kinetic energy $K < 0.606$ eV at this altitude). The difference between the energy spectrum of neutrons that come up from the Earth's atmosphere and that of the undecayed neutrons that return back down to the Earth would yield a measurement of the neutron lifetime. This measurement would be free of the systematics of laboratory experiments. A package of mass < 25 kg could provide a 10^{-3} precision in two years.

December 2, 2024

¹ Email: ^ammn@lanl.gov, ^bwfeldman@lanl.gov, ^bdjlawrence@lanl.gov

1 Introduction

In the Standard Model of particle physics [1], there are three generations of (doublet) quarks $[(u, d), (c, s), (t, b)]$ and three generations of electroweak leptons $[(e^-, \nu_e), (\mu^-, \nu_\mu), (\tau^-, \nu_\tau)]$. Only quarks experience the strong interaction. On the other hand both quarks and leptons experience the electroweak force. It results that the (strong interaction) mass eigenstates of the quarks are NOT the same as the weak eigenstates; there is mixing [2].

The mixing matrix is called the CKM (Cabibbo-Kobayashi-Maskawa) matrix. By convention the charge $+2e/3$ (u, c, t) quarks are taken to be unmixed, so the matrix acts on the charge $-e/3$ (d, s, b) quarks. The matrix can be parametrized as

$$\begin{pmatrix} d' \\ s' \\ b' \end{pmatrix} = \begin{pmatrix} V_{ud} & V_{us} & V_{ub} \\ V_{cd} & V_{cs} & V_{cb} \\ V_{td} & V_{ts} & V_{tb} \end{pmatrix} \begin{pmatrix} d \\ s \\ b \end{pmatrix}, \quad (1)$$

where the mass and weak quark eigenstates are the unprimed and primed states. (This all is like the case of the hyperfine states of the hydrogen atom, which become mixed and change their eigenvalues as an external magnetic field is turned on [3].)

If the Standard Model is the “complete” theory (e.g., there is no new physics such as other fermion/neutrino sectors or extra dimensions), then V must be unitary; i.e., the sum of the mod-squares of the elements in any row or column must be unity. In particular this applies to the first row of V , which is the row or column that presently can be most precisely tested,

$$U = |V_{ud}|^2 + |V_{us}|^2 + |V_{ub}|^2 \rightarrow 1. \quad (2)$$

But when this is looked at in detail, a small problem arises [4]-[7].

The matrix elements

$$|V_{us}| = 0.2200 \pm 0.0026, \quad |V_{ub}| = (0.00367 \pm 0.00047) \times 10^{-3}, \quad (3)$$

are reasonably well determined from the decays of K and B mesons [7]. Given this, the matrix element $|V_{ud}|$ has not precisely yielded unitarity. Historically, this matrix element was determined from the super-allowed beta decays of nuclei, with difficult strong-interaction corrections applied [8]. These experiments have yielded [9]

$$|V_{ud}^N| = 0.9738 \pm 0.0004, \quad (4)$$

which in turn yields

$$U^N = |V_{ud}^N|^2 + |V_{us}|^2 + |V_{ub}|^2 = 0.9966 \pm 0.0014. \quad (5)$$

However, a new nuclear experiment found a result [10, 11] that differs significantly from Eq. (4) and yields a new weighted average:

$$|V_{ud}^N| \rightarrow 0.9736 \pm 0.0004, \quad (6)$$

Further complicating the issue, recent K_L results by the KLOE collaboration provide a very different number for $|V_{us}|$ than Eq. (3) [12]:

$$|V_{us}| \rightarrow 0.2257 \pm 0.0022, \quad (7)$$

The issue continues to be unsettled.

2 The neutron lifetime

Another way to attack this problem is to directly consider neutron beta-decay,

$$n \rightarrow p + e + \bar{\nu}_e. \quad (8)$$

This simply involves the neutron to proton quark transition (udd) to (uud),

$$d \rightarrow u + e + \bar{\nu}_e, \quad (9)$$

It proceeds via the interaction

$$I = \frac{G_F}{\sqrt{2}} V_{ud} \bar{e}(1 - \gamma_5)\nu_e \bar{u}(1 - \gamma_5)d, \quad (10)$$

$$\frac{G_F}{\sqrt{2}} = \frac{g^2}{8M_W^2}, \quad g \sin \theta_W = e, \quad (11)$$

where G_F is the Fermi coupling constant, M_W is the W -boson mass, θ_W is the Weinberg angle, and e is the electric charge.

Neutron beta-decay experiments have much smaller theoretical uncertainties than nucleon beta decay experiments [4, 7, 8]. Therefore, the numerical value of the neutron lifetime τ_n , is a more direct measure of the quark transition matrix element V_{ud} . It also has great significance for the physical world that we live in [13, 14]. First of all, it determines the reaction rates in the proton-proton chain and thereby the energy production in stars such as our Sun. Even more fundamentally, the same physics determines the amount of primordial helium, which also affects the histories of later generations of stars.

As recently as the late 1980's the measured values of τ_n deviated by as much as 7% even though the individual accuracies were quoted in the 1% range. This was mainly due to the difficulty in determining the experimental systematics involved in the various experiments. But since that time experiments have improved to yield accuracies as low as in the 0.1% range [16]-[23]. This yielded a 2004 world average of [15]

$$\tau_n = (885.7 \pm 0.8) \text{ s}. \quad (12)$$

Figure 1 shows these results.

But with this value, there arose a slight inconsistency with the Standard Model; one found [7]

$$\begin{aligned} |V_{ud}^n| &= 0.9725 \pm 0.0013, \\ U^n &= 0.9942 \pm 0.0026. \end{aligned} \quad (13)$$

This deviation of U from unity was slightly over 2σ . (And, it must be remembered, part of the error comes from $|V_{us}|$ [7, 12].) Also, one should be aware that it is not totally clear that the problem is due to the neutron lifetime determination. This is because [5]

$$|V_{ud}|^{-2} = \tau_n \left(\frac{G_F^2 m_e^5}{2\pi^3} \right) (1 + 3\lambda^2) f^R (1 + \Delta_R), \quad (14)$$

where the (model-dependent) phase space factor f^R , the neutron-proton transition energy Δ_R , and especially $\lambda = G_A/G_V$ all have their own errors.

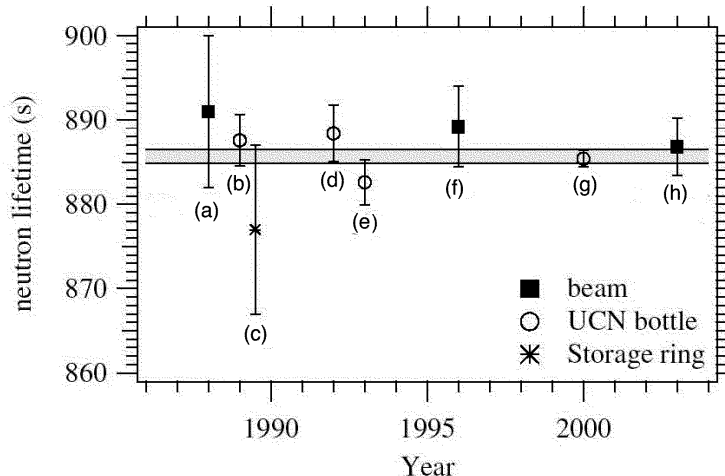


Figure 1: Modified from Ref. [23], a comparison of recent neutron lifetime measurements, labeled (a) - (h), given in Refs. [16] - [23]. The gray band is the $1\text{-}\sigma$ deviation about the weighted result.

Even so, since the neutron experiments are mainly neutron bottle or beam measurements, each with their own experimental systematics, the question arises if one could tie this down better with a different type of experiment.² In particular, it could help determine more precisely if the proper number is closer to the neutron lifetime that would yield unitarity. According to the 2004 average this would have been

$$\tau_n^U \sim 881.2 \text{ s.} \quad (15)$$

Then the most recent gravitational trap experiment [26] gave a surprising result in strong disagreement with the previous world average and which would agree better with the 2004 conditions for unitarity

$$\tau_{n_{GT}} = (878.5 \pm 0.7_{stat} \pm 0.3_{syst}) \text{ s.} \quad (16)$$

But this presumes that $|V_{us}|$ does not change, in contradiction to [12]). Again the situation remains unsettled.

3 A space-based neutron lifetime experiment

We now describe a space-based measurement of the neutron lifetime which would have none of the systematics of laboratory experiments. Those that would exist are conceptually very different. This would provide a new way of looking at the problem.

The fundamental idea of this experiment was described in Ref. [27]. It depends on the fact that the neutrons created in Earth's atmosphere by cosmic rays, and leaving the atmosphere with kinetic energies below 0.65 eV, are gravitationally bound [28]. Those

²Note, also, that new experiments using ultra-cold neutrons in magnetic traps have been proposed [24, 25].

that survive going upward are gravitationally bound at $h = 500$ km altitude if $K < 0.606$ eV. After having passed this particular orbital altitude, $R = h + R_E$, on the way up, some of these neutrons will have decayed by the time they fall back down to the same altitude. Therefore, if one has neutron detectors in a circular Earth orbit, the difference between the energy spectra of up-going and down-going neutrons with energies below 0.606 eV is a measure of the neutron lifetime. In Figure 2 we show the geometry of the system.

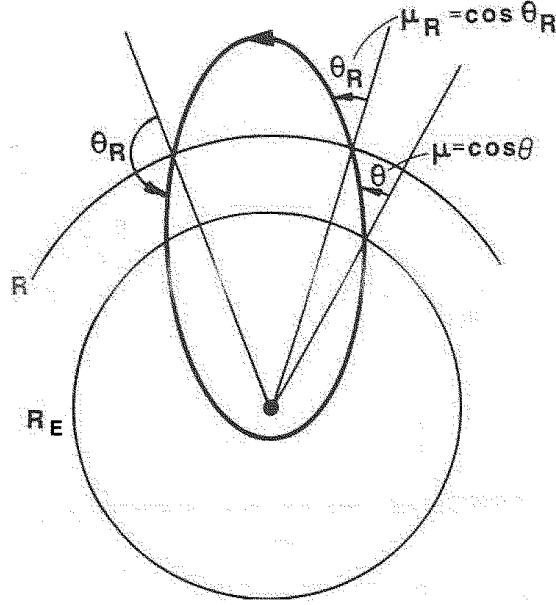


Figure 2: Orbit of a gravitationally bound neutron about the Earth. (Adapted from [28].) R is the radius of the satellite's orbit about the Earth. R_E is the radius to the top of the Earth's atmosphere. θ is the angle of the neutron's ellipse orbit (with focal point at the center of the Earth) with respect to the normal at the Earth's surface. θ_R is the similar angle with respect to the satellite's orbit.

Integrating Newton's equations, the time for a bound neutron of mass m_n , with kinetic energy

$$K(R) \leq -V(R) = \frac{m_n G M_E}{R} = 0.65 \text{ eV}, \quad (17)$$

to travel from the radial distance of the satellite, R , to a general position, r , can be determined analytically. In particular, the time needed to return back down to the same height, R , is found to be

$$\Delta t_{RR} = \frac{R \sqrt{m_n/2|V(R)|}}{[1 - K(R)/|V(R)|]^{3/2}} \left[\frac{\pi}{2} + A + \sin^{-1} \left(\frac{B}{\sqrt{A^2 + B^2}} \right) \right], \quad (18)$$

$$A = \left[4 \left(\frac{K}{|V|} \right) \left(1 - \frac{K}{|V|} \right) \mu_R^2 \right]^{1/2}, \quad B = \left[\frac{2K}{|V|} - 1 \right]. \quad (19)$$

where θ_R is the angle with respect to the radial.

The round-trip time for an up-going neutron, with a kinetic energy of a few tenths of an eV, is of the order of the neutron lifetime. Therefore, by measuring the overall

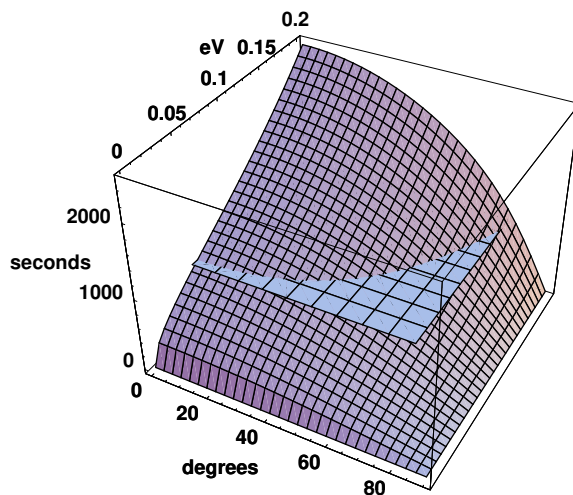


Figure 3: Round-trip travel time, Δt_{RR} , up from R , the radius of the satellite’s orbit about the Earth and back down again to R : Δt_{RR} is plotted in seconds (z axis). It is plotted as a function of angle, θ_R , in degrees (x axis) and kinetic energy, K , in eV (y -axis). A slice shows the 2004 world average value of the neutron lifetime, $\tau_n = 885.7$ s.

upward energy spectrum and comparing it to the downward spectrum, an exponential decay lifetime can then be obtained. In Figure 3 we show the round-trip time as a function of angle θ_R and kinetic energy K .

In addition to its conceptual simplicity, the main advantage of this method is that it has none of the systematics that, by construction, plague previous measurements [29]. Significant systematics include neutrons created in the spacecraft itself, high-energy gamma-rays, detector efficiencies, and the time-variations of the Earth’s atmosphere, magnetic field, and incoming cosmic ray flux. With effort these effects can all be accounted for and the expected counting rate can be predicted rather well as has been shown from neutron measurements from the Moon [30].

Space-based neutron sensor techniques have been used to make measurements of hydrogen abundances on the Moon and Mars [31, 32]. The experiment here consists of an array of eight of the same type of ^3He gas proportional counters (5 cm diameter \times 20 cm long active volume) used for the Moon [33].³ They are arranged in a cylindrical geometry with each sensor collimated to a 45° azimuthal acceptance angle using eight planar ‘fins’ composed of sintered ^{10}B -enriched boron carbide. In Figure 4 we show a diagram of this arrangement.

Placing this sensor on a spin-stabilized micro-satellite having spin axis perpendicular to the orbital plane with a rotation of rate of $\sim 5 - 10$ rpm, then would allow a measurement of the full energy-angle, atmospheric-leakage, neutron flux function, using a Doppler filter technique [34].⁴ In this technique, use is made of the fact that in low-Earth

³A gas pressure will be used that is sufficiently large to detect all of the gravitationally bound neutrons efficiently but not too large to contaminate the measurements with higher-energy neutrons.

⁴In a nearly inertial polar orbit the solar panels would be placed on the front face of the detector as shown, constantly facing towards the Sun.

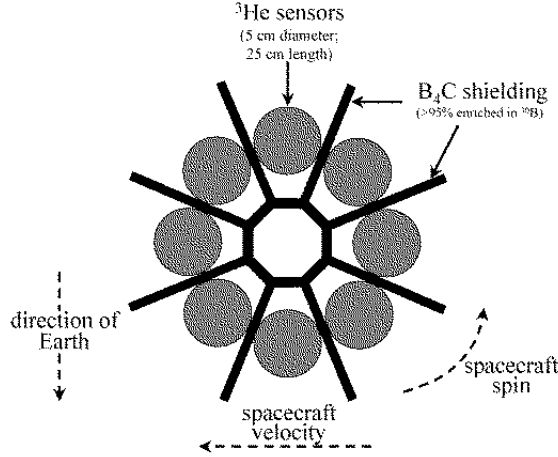


Figure 4: Diagram of sensor

orbit satellites can travel faster than thermal neutrons. For example, the orbital velocity at an altitude of 500 km is 7.6 km/s whereas the velocity of a 0.1 eV thermal neutron is 4.4 km/s. This means a forward facing and a rearward facing sensor experience vastly different spectra, with intermediate spectra at orientations in between. Combined with a rolling spacecraft, this allows the spectra to be well measured.

Simulation of the counting rate when one of the sensors is facing upward (detecting downward-going gravitationally-bound neutrons) yields a counting rate of about $2.2 \times 10^{-4} \text{ cm}^{-2}\text{s}^{-1}$, when the craft is poleward of 60° magnetic latitude.⁵ Similar simulations have shown [27] that to obtain a measurement of the neutron lifetime to a precision, p , one only needs the number of downward counts to be

$$N(p) = \frac{1}{2p^2} \quad (20)$$

$$N(10^{-3}) = 5 \times 10^5. \quad (21)$$

Using this, we find that in two years the proposed ^3He array could obtain the 5×10^5 downward counts needed for the precision of 10^{-3} given in Eq. (21). This gives confidence in the viability of the experiment, which we emphasize would directly measure the up and down spectra independent of any simulations.

This sensor is very easy to field, should be relatively light weight (less than about 25 kg), and can be operated using very simple, proven analog electronics.

⁵The thermal-energy leakage neutron flux is relatively constant and largest in these two polar cones [35]. A ninth cylinder might be placed in the center of the array in Figure 4 to provide direct calibration of this high-energy neutron flux.

4 Conclusions

Since this experiment uses mature and understood technology and software, it would be relatively inexpensive and straight forward to mount. The experiment itself is an obvious candidate for multi-agency consideration. Using a near polar orbit, the prime launch site for the mission would be Vandenberg Air Force Base in California. The launch vehicle could even take more than one capsule aboard. Since it would be a unique experimental input into the physics under consideration, this concept should be rigorously evaluated.

Acknowledgements

We thank Jim Friar and Terry Goldman for helpful discussions and comments on the theoretical corrections to the V_{ud} matrix element. The support of the United States Department of Energy under contract W-7405-ENG-36 is also acknowledged.

References

- [1] M. K. Gaillard, P. D. Grannis, and F. J. Sciulli, *Rev. Mod. Phys.* 71 (1999) S96.
- [2] T. Goldman, *Adv. Nucl. Phys.* 18 (1987) 315.
- [3] C. Cohen-Tannoudji, B. Diu, and F. Laloë, *Quantum Mechanics*, Vol. 2 (Wiley-Interscience, NY, 1977) Chap. XII-d,e
- [4] W. J. Marciano and A. Sirlin, *Phys. Rev. Lett.* 56 22 (1985) 22.
- [5] H. Abele, M. A. Hoffmann, S. Baessler, D. Dubbers, F. Gluck, U. Muller, V. Nesvizhevsky, J. Reich, and O. Zimmer, *Phys. Rev. Lett.* 88 (2002) 211801.
- [6] H. Abele, *Nuc. Phys. A* 721 (2003) 183c.
- [7] F. J. Gilman, K. Kleinknecht, and B. Rank, p. 130 of Ref. [15].
- [8] W. Marciano and A. Sirlin, *Phys. Rev. Lett.* 96 (2006) 032002.
- [9] J. C. Hardy and L. S. Towner, *Phys. Rev. C* 71 (2005) 055501.
- [10] G. Savard, F. Buchinger, J. A. Clark, J. E. Crawford, S. Gulick, J. C. Hardy, A. A. Hecht, J. K. P. Lee, A. F. Levand, N. D. Scielzo, H. Sharma, K. S. Sharma, I. Tanihata, A. C. C. Villari, and Y. Wang, *Phys. Rev. Lett.* 95 (2005) 102501.
- [11] J. C. Hardy, J. S. Towner, and S. Savard, *ArXiv: nucl-ex/0511051*.
- [12] F. Ambrosino et al., the KLOE Collaboration, *Phys. Lett. B* 632 (2006) 43. *ArXiv: hep-ex/0508027*.
- [13] J. Yang, M. S. Turner, G. Steigman, D. N. Schramm, and K. A. Olive, *Astrophys. J.* 281 (1984) 493.
- [14] J. A. Bahcall and R. K. Ulrich, *Rev. Mod. Phys.* 60 (1988) 297.

- [15] D. Groom, et al, the Particle Data Group, Phys. Lett. B 592 (2004) 1.
- [16] P. E. Spivak, Sov. Phys. JETP 67 (1988) 1735. [Zh. Eksp. Teor. Fiz. 94, No. 9 (1988) 1.]
- [17] W. Mampe, P. Ageron, J. M. Pendlebury, and A. Steyerl, Phys. Rev. Lett. 63 (1989) 593.
- [18] W. Paul, F. Anton, L. Paul, S. Paul, and W. Mampe, Z. Phys. 45 (1989) 25.
- [19] V. V. Nezvizhevskii, A. P. Serebrov, R. R. Tal'daev, A. G. Kharitonov, V. P. Alfimenkov, A. V. Strelkov, and V. N. Shvetsov, Sov. Phys. JETP 75 (1992) 405. [Zh. Eksp. Teor. Fiz. 102 (1992) 740.]
- [20] W. Mampe, L. N. Bondarenko, V. I. Morozov, Yu. N. Panin, and A. I. Fomin, JETP Lett. **57**, 82 (1993). [Pis'ma Zh. Eksp. Teor. Fiz. 57 (1993) 77.]
- [21] J. Byrne, P. G. Dawber, C. G. Habeck, S. J. Smidt, J. A. Spain, and A. P. Williams, Europhys. Lett. 33 (1996) 187.
- [22] S. Arzumanov, L. Bondarenko, S. Chernyavsky, W. Drexel, A. Fomin, P. Geltenbort, V. Morozov, Yu. Panin, J. Pendlebury, and K. Schreckenbach, Phys. Lett. B 483 (2000) 15.
- [23] M. S. Dewey, D. M. Gilliam, J. S. Nico, F. E. Wietfeldt X. Fei, W. M. Snow, G. L. Greene, J. Pauwels, R. Eykens, A. Lamberty, and J. Van Gestel, Phys. Rev. Lett. 91 (2003) 152302.
- [24] J. D. Bowman and S. I. Pentilla, in: *Proceedings of the International Conference on Precision Measurements with Slow Neutrons* (to be published). Los Alamos report LA-UR-04-3785.
- [25] R. Picker, I. Altarev, J. Brocker, E. Gutmiedl, J. Hartmann, A. Muller, S. Paul, W. Schott, U. Trinks, and O. Zimmer, J. Res. Natl. Inst. Stand. Tech. 110 (2005) 357.
- [26] A. Serebrov, V. Varlamov, A. Kharitonov, A. Fomin, Y. Pokotilovski, P. Geltenbort, J. Butterworth, I. Krasnoschekova, M. Lasakov, R. Tal'daev, A. Vassilijev, and O. Zhrebtsov, Phys. Lett. B 605 (2005) 72.
- [27] W. C. Feldman, G. F. Auchampaugh, and D. M. Drake, Nucl. Instrum. Meth. in Phys. Res. A 287 (1990) 595.
- [28] W. C. Feldman, D. M. Drake, R. D. O'Dell, F. W. Brinkley, Jr., and R. C. Anderson, J. Geophys. Res. B 94 (1989) 513.
- [29] J. Byrne, *Neutrons, Nuclei and Matter* (Institute of Physics, Bristol, 1994), p. 628.
- [30] D. J. Lawrence, W. C. Feldman, R. C. Elphic, J. J. Hagerty, S. Maurice, G. W. McKinney, and T. H. Prettyman, J. Geophys. Res. - Planets (in press).
- [31] W. C. Feldman, S. Maurice, A. B. Binder, B. L. Barraclough, R. C. Elphic, and D. J. Lawrence, Science 281 (1998) 1496.

- [32] W. C. Feldman, W. V. Boynton, R. L. Tokar, T. H. Prettyman, O. Gasnault, S. W. Squyres, R. C. Elphic, D. J. Lawrence, S. L. Lawson, S. Maurice, G. W. McKinney, K. R. Moore, and R. C. Reedy, *Science* 297 (2002) 75.
- [33] W. C. Feldman, K. Ahola, B. L. Barraclough, R. D. Belian, R. K. Black, R. C. Elphic, D. T. Everett, K. R. Fuller, J. Kroesche, D. J. Lawrence, S. L. Lawson, J. L. Longmire, S. Maurice, M. C. Miller, T. H. Prettyman, S. A. Storms, and G. W. Thornton, *J. Geophys. Res. - Planets* 109 (2004) E07S06.
- [34] W. C. Feldman and D. M. Drake, *Nucl. Instrum. Meth. Phys. Res. A* 245(1986) 182.
- [35] R. W. Jenkins, J. A. Lockwood, S. O. Ifedili, and E. L. Chupp, *J. Geophys. Res.* 75 (1970) 4107.