

Analysis of enhanced tan β effects in MFV GUT scenarios

Enrico Lunghi

Fermi National Accelerator Laboratory

P.O. Box 500, Batavia, IL, 60510-0500, USA

Werner Porod^y

IFIC – Instituto de Física Corpuscular, CSIC, E-46071, Valencia, Spain.

Oscar Vives^z

Departament de Física Teòrica and IFIC,

Universitat de Valencia-CSIC, E-46100, Burjassot, Spain.

Abstract

We analyse a minimal supersymmetric standard model (MSSM) taking a minimal flavour violation (MFV) structure at the GUT scale. We evaluate the parameters at the electroweak scale taking into account the full flavour structure in the evolution of the renormalization group equations. We concentrate mainly on the decay $B_s \rightarrow \mu^+ \mu^-$ and its correlations with other observables like $BR(b \rightarrow s)$, $BR(b \rightarrow s \tau^+ \tau^-)$, M_{B_s} and the anomalous magnetic moment of the muon. We restrict our analysis to the regions in parameter space consistent with the dark matter constraints. We find that the $BR(B_s \rightarrow \mu^+ \mu^-)$ can exceed the current experimental limit in the regions of parameter space which are allowed by all other constraints thus providing an additional bound on supersymmetric parameters. This holds even in the constrained MSSM. Assuming an hypothetical measurement of $BR(B_s \rightarrow \mu^+ \mu^-) > 10^{-7}$ we analyse the predicted MSSM spectrum and flavour violating decay modes of supersymmetric particles which are found to be small.

^Electronic address: lunghi@fnal.gov

^yElectronic address: porod@ictp.ac

^zElectronic address: oscar.vives@uv.es

I. INTRODUCTION

The Minimal Supersymmetric Standard Model (MSSM) is the simplest supersymmetric (SUSY) structure that includes the SM gauge group and matter content. However, this definition does not unambiguously fix a single supersymmetric model. As is well-known, SUSY cannot be an exact symmetry of nature and must be broken. Therefore, to specify completely the model, it is necessary to fix the soft breaking terms: this amounts to 124 parameters at the electroweak scale. Although these parameters would be fixed in the presence of a truly fundamental theory, from the point of view of the effective theory they are only constrained by low energy experimental data. In fact, our freedom in this enormous parameter space is already severely limited by phenomenological constraints. The accumulating concordance between the SM expectations and the vast range of experimental results in FCNC and CP violation point toward a low energy new physics which is, at least approximately, flavour blind [1]. In this spirit, the so-called Minimal Flavour Violating (MFV) MSSM is an MSSM where the only non-trivial flavour structures present are the usual Yukawa couplings while all sfermion masses and trilinear couplings are completely family universal [2]. Notice that realistic flavour models have been constructed where the deviations from this minimal flavour structure are rather small [3].

Several interesting flavour changing processes can take place for large values of $\tan\beta$ at a rate much larger than the corresponding expectations from the SM. A particularly interesting process in this scenario is the decay $B_s \rightarrow \mu^+ \mu^-$ which has been shown to receive enhancements of even three orders of magnitude with respect to the standard model expectations for large $\tan\beta$ and small pseudoscalar Higgs masses [4, 5]. This process has been carefully analysed in previous studies. In fact, two different points of view have been taken in these analyses. On the one hand, several groups examined this decay in the framework of an effective MFV MSSM model defined at the electroweak scale where masses and mixing angles are uncorrelated [6, 7, 8, 9, 10]. In these works large enhancement factors are relatively easy to find because several correlations with other observables are lost. On the other hand, various other works repeated this analysis in a MFV MSSM defined at the GUT scale in terms of a reduced number of parameters [5, 11, 12, 13, 14, 15, 16, 17, 18, 19, 20]. Most of these analysis take place in the framework of a constrained MSSM (CMSSM) defined at M_{GUT} in terms of $m_0; m_{1=2}; A_0; \tan\beta$ and $\text{sgn}(\mu)$ and neglecting flavour mixing in the RGE

evolution. In principle it is possible to consider different family-universal masses for different representations under the gauge group. However, to our knowledge, in the literature so far only the masses of the Higgs multiplets are allowed to be different from a common sfermion mass [21, 22, 23] with the only exception of Reference [24]. In any of these GUT scenarios, several relations between the sfermion masses, gaugino masses, Higgs masses and mixing angles are obtained and although large enhancements of the $B_s \rightarrow \mu^+ \mu^-$ branching ratio are still allowed, they are clearly more difficult to obtain.

In this work we analyse this decay in the framework of a completely generic MFV MSSM defined at the GUT scale. In this general MFV scenario, the soft masses and trilinear terms for different representations under the SM gauge group are different, although family-universal. This scenario can be realised in different ways, as RGE-induced splittings between different multiplets in the running from M_{Planck} to M_{GUT} in SU(5) or flipped SU(5) models [25], or in models of direct unification at the Planck-scale [26]. Another difference with respect to previous analysis is the fact that, for the first time, we use the full two loop renormalization group equations (RGE) [27] with the complete flavour structure of the different flavour matrices to determine the Yukawa couplings and soft SUSY breaking parameters at the electro-weak scale. Furthermore, we take into account all the relevant constraints in our analysis including the dark matter relic abundance [28] together with the updated results on processes like $B_s \rightarrow \mu^+ \mu^-$ mixing [29, 30], muon anomalous magnetic moment [31], $b \rightarrow s \ell^+ \ell^-$ [32, 33] and the LEP and Tevatron constraints from searches of SUSY particles [34]. All the analysis is done with updated values of the input parameters and in particular we use the last value of the top quark mass [35]. Finally, we take into account the latest constraints on the BR ($B_s \rightarrow \mu^+ \mu^-$) from D and CDF [36]. In this framework, we study the neutral Higgs effects in the decay $B_s \rightarrow \mu^+ \mu^-$ and the B_s mass difference, comparing the results of the CMSSM with our generic MFV scenario. We take special care in checking the compatibility of these processes with other tan β enhanced observables like the $b \rightarrow s$ decay or the muon anomalous magnetic moment.

The structure of the paper is as follows. We start with a discussion of the origin of Higgs-mediated flavour changing neutral currents (FCNC) and study their phenomenological effects in the $B_s \rightarrow \mu^+ \mu^-$ decay and the B_s mass difference which are enhanced by additional tan β factors. In section III we analyse the correlations of these Higgs-mediated processes with other tan β enhanced observables like the $b \rightarrow s$ decay, the muon anomalous magnetic

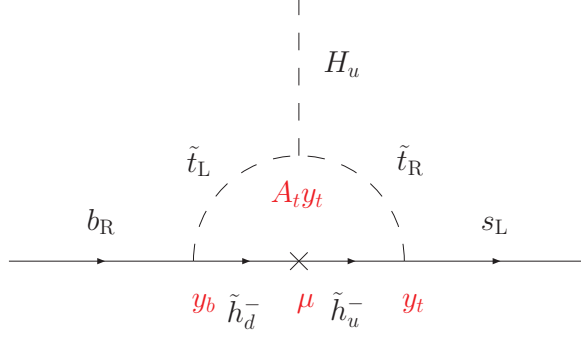


FIG. 1: Flavour changing coupling of the up Higgs-boson, H_u , to the down-type quarks.

moment and the $b \rightarrow s \ell^+ \ell^-$ decay. In section IV we describe the procedure used in our numerical analysis and present our results for the $B_s \rightarrow \ell^+ \ell^-$ decay in the various scenarios. Furthermore we discuss the various correlations with other observables. Section V is devoted to the discussion of the expected collider phenomenology if the decay $B_s \rightarrow \ell^+ \ell^-$ is found with a branching ratio close to the present bounds. Finally in section VI we present our conclusions.

II. HIGGS-MEDIATED FCNC'S

The MSSM is classically a type-II two-Higgs doublet model. This means that one of the Higgs fields, H_u , couples only to the up quarks while the other, H_d , couples only to the down quarks. In this way, dangerous tree-level Higgs-mediated FCNC's are avoided. However, the presence of the μ -term in the superpotential breaks the symmetry protecting this structure. Therefore quantum corrections modify this type-II structure and generate couplings of H_d^Y to up quarks and of H_u^Y to down quarks, hence reintroducing Higgs-mediated FCNC's. We use in our numerical analysis the full expressions for the one-loop vertex and self-energy corrections as given in Reference [10] (see also [37]). All our numerical results are valid for any value of $\tan \beta$. However, in the following we summarize the main features of Higgs-mediated FCNCs, relevant for our analysis, in the limit of large $\tan \beta$. A more detailed discussion can be found in Reference [10]. In Fig. 1 we present an example of FCNC coupling of the up-type Higgs, H_u , to the down quarks through a stop-chargino loop. There are also similar couplings mediated by gluino loops and the corresponding H_d

couplings to up quarks. The effective Yukawa Lagrangian at 1 loop is,

$$L_{Yuk} = \bar{d}_{L_i} Y_{ij}^d d_{R_j} H_d + \bar{d}_{L_i} Y_{ij}^d d_{R_j} H_u + u_{L_i} Y_{ij}^u u_{R_j} H_u + u_{L_i} (Y^u)_{ij} u_{R_j} H_d; \quad (1)$$

where Y_{ij}^d and Y_{ij}^u include also the 1 loop corrections to the H_d (down-quark) and H_u (up-quark) couplings [10]. After spontaneous breaking of the electroweak symmetry, this Lagrangian gives rise to new contributions to the quark mass matrices. Working in the basis where the tree-level down-quark Yukawa couplings are diagonal and neglecting the subdominant loop corrections in the large $\tan \beta$ limit, the contributions to the down quark mass matrix are:

$$\begin{aligned} L_{mass}^d &= \bar{d}_{L_i} Y_{ii}^d \frac{v_d}{2} d_{R_j} + Y_{ij}^d \frac{v_u}{2} \bar{d}_{R_j} + H.c.; \\ &= \frac{v_d}{2} \bar{d}_{L_i} Y_{ii}^d d_{R_j} + \tan \beta Y_{ij}^d \bar{d}_{R_j} + H.c.; \end{aligned} \quad (2)$$

where we can see the appearance of a $\tan \beta$ enhanced correction to the down quark mass due to the presence of the wrong-type Higgs vacuum expectation value (vev). In the same basis, we obtain for the neutral Higgs couplings to the down quarks [10]:

$$L_{S^0} = \bar{d}_{L_i} \frac{\bar{m}_{d_j}}{v_d (1 + \gamma_j \tan \beta)} x_d^S{}_{ij} + Y_{ij}^d x_u^S{}_{ij} \bar{d}_{R_j} S^0 + H.c.; \quad (3)$$

with $S^0 = (H^0; h^0; A^0; G^0)$, $x_d^S = (\cos \beta; \sin \beta; i \sin \beta; i \cos \beta)$ and $x_u^S = (\sin \beta; \cos \beta; i \cos \beta; i \sin \beta)$. Here, \bar{m}_q denotes the running quark mass that can be extracted by experiments, the parameter γ_j accounts for the $\tan \beta$ enhanced corrections to the down quark eigenvalues [10, 37] and it is given by

$$\begin{aligned} \gamma_j &= \gamma_0 + K_{3j} f Y_t^2 \gamma; \\ \gamma_0 &= \frac{2}{3} s_\beta \frac{H_2}{m_g} \left(\frac{m_{d_L}^2}{m_g^2}; \frac{m_{d_R}^2}{m_g^2} \right); \\ \gamma &= \frac{A_t}{16} \frac{H_2}{m_t^2} \left(\frac{m_{t_L}^2}{m_t^2}; \frac{m_{t_R}^2}{m_t^2} \right); \end{aligned} \quad (4)$$

where the loop function is defined in Appendix D. Using the fact that $H_2(1;1) = 1/2$ and taking the limit $m_g \rightarrow m_{t_L} \rightarrow A_t$, we obtain $\gamma_0 \rightarrow \text{sign}(\gamma) = 0.012$ and $\gamma \rightarrow \text{sign}(\gamma) = 0.015$. Finally Y_{ij}^d is given by:

$$Y_{ij}^d = Y_{d_j} \delta_{ij} + Y_t^2 K_{3i} K_{3j} \gamma; \quad (5)$$

¹ We have that $H_2(x;x)$ goes from 0.18 for $x = 4$ to 1.7 for $x = 0.1$

with y_{dj} being the eigenvalues of the tree-level Yukawa matrix.

After diagonalizing the full one-loop down-quark mass matrix, the couplings to the neutral Higgs-bosons are given by

$$L_{S^0} = \sum_i d_{Li} \frac{\bar{m}_{dj}}{v_d (1 + \tilde{\gamma}_j \tan \beta)} x_{di}^S + \tilde{\gamma}_j x_u^S x_d^S \tan \beta + \frac{\bar{m}_{dj}}{v_d (1 + \tilde{\gamma}_j \tan \beta)^2} Y_{t0}^2 y_{ij}^2 (d_{Rj} S^0 + H^\pm) \quad (6)$$

with $y_{00}^2 = 0$ and $y_{0j}^2 = K_{31} K_{3j}$. Hence, from this equation we can see that we do have Higgs-mediated FCNC's after the diagonalization of the one-loop mass matrix and in particular $\tan \beta$ -enhanced off-diagonal couplings proportional to x_d^S which come from the rotation diagonalizing the one-loop Yukawa couplings. In the following we study the phenomenological consequences of these FCNC Higgs couplings in the down-quark sector².

A. The decay $B_s \rightarrow \mu^+ \mu^-$

The present experimental bound on this decay from the CDF and DØ [36, 46] collaborations is,

$$\text{BR}(B_s \rightarrow \mu^+ \mu^-) < 1.0 \times 10^{-7} \quad (95\% \text{ C.L.}) \quad (7)$$

This process is specially sensitive to the presence of Higgs-mediated FCNC's. Using the Lagrangian given in Eq. (6) we obtain the dominant $\tan \beta$ -enhanced neutral Higgs terms to this decay which contribute mainly through two effective operators:

$$\mathcal{H}_e = \frac{2G_F}{\sqrt{2}} \frac{1}{\sin^2 \theta_W} K_{tb} K_{ts}^h C_S \bar{b}_R b_L + C_P \bar{b}_R b_L \frac{1}{M_{H^0}^2} : \quad (8)$$

The dominant contributions to the Wilson coefficients C_S and C_P in the large $\tan \beta$ limit are

$$C_S \simeq \frac{m_t^2 \bar{m}_t^2 A_t \tan^3 \beta}{4M_W^2 (1 + y_0 \tan \beta) (1 + \tilde{\gamma}_3 \tan \beta)} \frac{H_2}{M_{H^0}^2} \frac{\sin(\beta) \cos(\beta)}{M_{H^0}^2} \frac{\cos(\beta) \sin(\beta)}{M_{H^0}^2} ;$$

$$C_P \simeq \frac{m_t^2 \bar{m}_t^2 A_t \tan^3 \beta}{4M_W^2 (1 + y_0 \tan \beta) (1 + \tilde{\gamma}_3 \tan \beta)} \frac{H_2}{M_{H^0}^2} \frac{1}{M_A^2} ; \quad (9)$$

² Other papers study the large $\tan \beta$ effects in $b \rightarrow s$ decays [38, 39, 40], flavour changing decays of the Higgs bosons [41, 42] and collider processes [43, 44, 45].

For large $\tan \beta$ we can neglect the $M_{H^0}^2$ contribution and, taking $M_{H^0} \approx M_A$, we find that $C_S \approx C_P$. Therefore, the leading contribution to the $b_R s_L \rightarrow \tau^+ \tau^-$ amplitude is given by:

$$\mathcal{A}(b_R s_L \rightarrow \tau^+ \tau^-) \approx \frac{1}{m_t^2} \frac{\bar{m}_b m_{K_{tb}} K_{ts}}{(1 + \frac{m_b^2}{m_t^2} \tan^2 \beta)(1 + \frac{m_s^2}{m_t^2} \tan^2 \beta)} \frac{A_t \tan^3 \beta}{M_A^2} H_2 \frac{m_{\tau_L}^2 - m_{\tau_R}^2}{m_{\tau_L}^2 - m_{\tau_R}^2} \quad (10)$$

Using this formula, we obtain an estimate of the branching ratio in the large $\tan \beta$ region as,

$$\text{BR}(B_s \rightarrow \tau^+ \tau^-) \approx 2.2 \times 10^{-6} \left(\frac{B_s}{1.5 \text{ ps}} \right)^{\frac{1}{2}} \left(\frac{F_{B_s}}{230 \text{ MeV}} \right)^2 \left(\frac{\bar{m}_t}{175 \text{ GeV}} \right)^4 \left(\frac{\tan \beta}{50} \right)^6 \left(\frac{350 \text{ GeV}}{M_A} \right)^4 \frac{A_t^2}{2} \frac{H_2 \frac{m_{\tau_L}^2 - m_{\tau_R}^2}{m_{\tau_L}^2 - m_{\tau_R}^2}}{(1 + \frac{m_b^2}{m_t^2} \tan^2 \beta)^2 (1 + \frac{m_s^2}{m_t^2} \tan^2 \beta)^2} \quad (11)$$

and we see that the branching ratio for this decay scales like $\tan^6 \beta \approx m_A^4$. As we will show below, given the new experimental bounds from CDF and D0, this process is already able to probe a sizable part of the large $\tan \beta$ parameter space.

B. $B_{d;s}^0$ mass differences

The CDF and D0 collaborations [30] have recently presented the first experimental results on B_s mass-difference:

$$\Delta M_{B_s} = 17.33^{+0.42}_{-0.21} (\text{stat}) \pm 0.07 (\text{syst}) \text{ ps}^{-1}; \quad (12)$$

while the B_d mass difference is

$$\Delta M_{B_d} = 0.500^{+0.42}_{-0.21} (\text{stat}) \pm 0.07 (\text{syst}) \text{ ps}^{-1}; \quad (13)$$

The basic formula for the B_q mass difference is [10]

$$\Delta M_{B_q} = \frac{G_F^2 M_W^2}{6} M_{B_q} F_{B_q}^2 \hat{B}_{B_q}^2 K_{tq}^2 F_{tt}^q; \quad (14)$$

with

$$F_{tt}^q = S_0(m_t^2, M_W^2) + \frac{1}{4r} C_{\text{new}}^{\text{VLL}}(\mu) + \frac{1}{4r} C_1^{\text{VRR}}(\mu) + P_1^{\text{LR}} C_1^{\text{LR}}(\mu) + P_2^{\text{LR}} C_2^{\text{LR}}(\mu) + P_1^{\text{SLL}} C_1^{\text{SLL}}(\mu) + C_1^{\text{SRR}}(\mu) + P_2^{\text{SLL}} C_2^{\text{SLL}}(\mu) + C_2^{\text{SRR}}(\mu); \quad (15)$$

³ However, a difference between these masses is possible for light pseudoscalar Higgs and can give rise to sizable effects [39, 40, 47]. In our numerical calculation, we use the full expression and we have found that for $M_A > 250 \text{ GeV}$, $C_S \approx C_P$ is a very good approximation.

The different Wilson coefficients are defined in [10] and $r = 0.985$ describes the $O(\alpha_s)$ radiative corrections to $S_0(m_t^2/M_W^2)$ in the SM.

As shown in Refs. [10, 48], the same flavour-changing Higgs couplings generating the leading contribution to the decay $B_s \rightarrow \mu^+ \mu^-$ at large $\tan\beta$ induce a Higgs-mediated double penguin contribution to $B_{s;d} \rightarrow \mu^+ \mu^-$ mixing. In the large $\tan\beta$ regime, the dominant contributions to the $B_{s;d}$ mass differences are given by the usual SM box and by the double penguin contribution

$$\frac{M_{B_q}}{K_{tq}^2} \approx \frac{1}{S_0(m_t^2/M_W^2)} \left[\frac{2G_F}{M_W^2} \frac{\bar{m}_b \bar{m}_q m_t^4}{(1 + \tan^2\beta)^2 (1 + \tan^2\beta)^2} \frac{A_t^2 \tan^4\beta}{m_A^2} \right] \quad (16)$$

with $q = s, d$ and $S_0(x)$ is defined in the appendices. From this expression we can see that the double penguin contribution is suppressed by an additional factor of G_F with respect to the SM contribution due to the fact that it is a two loop contribution. However, it has a strong dependence on $\tan\beta$ which can lead to a huge enhancement compensating this loop suppression. Moreover, these double penguin contributions have always opposite sign with respect to the Standard Model box contribution and, thus reduce the mass difference for large $\tan\beta$. This effect is specially important in the case of M_{B_s} yielding an additional constraint in the large $\tan\beta$ regime. Notice that in the case of M_{B_d} , the double penguin contribution is the same as in M_{B_s} with an additional suppression of $m_d = m_s$. Given that this contribution competes with the same SM function $S_0(x_t)$ it is clear that this process will not be relevant to constrain the SUSY contributions.

III. CORRELATIONS WITH OTHER PROCESSES

Given the strong dependence of $B_s \rightarrow \mu^+ \mu^-$ on m_A and $\tan\beta$, we can expect that other processes, specially $\tan\beta$ dependent processes, receive large SUSY contributions if $BR(B_s \rightarrow \mu^+ \mu^-)$ is at the 10^{-7} level. A typical example is the decay $B \rightarrow X_s \mu^+ \mu^-$ whose measured BR agrees very well with the SM prediction. In turn this provides a stringent constraint to SUSY contributions and given that the chargino amplitude is proportional to $\tan\beta$ this holds in particular for the large $\tan\beta$ regime. The decay $B \rightarrow X_s \mu^+ \mu^-$ is closely related and the combination of both processes has been recently shown to eliminate the possibility of changing the sign of the dipole Wilson coefficient C_7 in MFV scenarios

[49, 50]. Another important constraint is provided by the muon anomalous magnetic moment a_μ which is also $\tan\beta$ dependent and constitutes a very important constraint specially for $\tan\beta < 0$.

$$A \rightarrow B \gamma X_s$$

The Standard Model contributions to the decay $B \rightarrow X_s \gamma$ are known at NLO [51, 52] and the excellent agreement with the experimental results constrain strongly any extension of the SM. Charged-Higgs contributions in two-Higgs doublet models are also known at NLO [51, 53, 54]. In the MSSM a complete NLO calculation is still missing but the most important contributions have been calculated in Refs. [55, 56, 57, 58]. The MSSM contributes to this process mostly through the dipole operators

$$H_{Dipole}^{b \rightarrow s} = \frac{4G_F}{\sqrt{2}} K_{tb}^e K_{ts}^e \left[C_7(\mu) \frac{e\overline{m}_b}{16\pi^2} S_L \not{b}_R \not{F} + C_8(\mu) \frac{g_s\overline{m}_b}{16\pi^2} S_L T^a \not{b}_R \not{G}^a \right]; \quad (17)$$

The experimental world average from the CLEO [59], Belle [60, 61] and BaBar [62, 63] collaborations is given by [64]:

$$BR(B \rightarrow X_s \gamma)_{E > 1.6 \text{ GeV}} = (3.55 \pm 0.24_{0.10}^{0.09} \pm 0.03) \cdot 10^4; \quad (18)$$

This has to be compared with the standard model prediction [65]

$$BR[B \rightarrow X_s \gamma] = (3.61 \pm 0.24_{0.40}^{+0.24} \pm 0.02_{m_c=m_b}^{CKM} \pm 0.24_{param} \pm 0.14_{scale}) \cdot 10^4; \quad (19)$$

In the numerical analysis we utilize the formula presented in Ref. [65] in which the branching ratio is explicit given in terms of arbitrary complex C_7 and C_8 .

The two Wilson coefficients, $C_7(\mu)$ and $C_8(\mu)$, receive contributions from W -boson, charged Higgs and chargino diagrams. It is very interesting to discuss the relative signs of these three contributions. Charged Higgs and W -boson diagrams have the same sign and interfere always constructively. In contrast, the chargino contribution can have either sign depending on the sign of the μ parameter. In the large $\tan\beta$ region the relative sign of the chargino mediated diagram is given by $\text{sign}(A_t)$. In the scenarios studied in this paper $\text{sign}(A_t) = \text{sign}(M_{1=2})$ as can be seen in table IV of [24]. For this reason, $\mu > 0$ implies destructive interference while $\mu < 0$ implies constructive interference of the chargino and W -boson contributions.

Given that the SM contribution essentially saturates the experimental bound, $C_7^W < 0$ scenarios are tightly constrained and the sum of charged Higgs and chargino contributions is restricted to be a small correction. However, for positive $\tan\beta$ the chargino contribution has opposite sign with respect to the W -boson and charged Higgs ones. In this case, a cancelation between sizable charged Higgs and chargino contributions allows to keep the total Wilson coefficient within a small margin from the SM expectation. In principle it is possible for the chargino to cancel both the charged Higgs and W -boson contributions and generate a total Wilson coefficient of equal modulus and opposite sign to the usual SM contribution. This is consistent with experimental data because the BR ($B \rightarrow X_s \gamma$) depends essentially on $|C_7^e(\mu_b)|^2$ and therefore is not sensitive to the sign of these coefficients. However, as we will see later, combining this process with the decay $B \rightarrow X_s \gamma^* \rightarrow \mu^+ \mu^-$ it is possible to constrain the sign of the C_7^W Wilson coefficient [49, 50] and exclude this possibility in the generic MFV scenarios studied.

The complete expressions for the LO contributions to the C_7 and C_8 contributions that are used in our numerical evaluation are well-known and can be found in Ref. [66, 67]. For the following discussion, it is enough to examine the C_7 coefficient as C_8 behaves in a similar way,

$$C_7^W(m_W) = \frac{m_t^2}{4m_W^2} f_1(m_t^2/m_W^2); \quad (20)$$

$$C_7^{H^\pm}(m_W) = \frac{1}{6} \left[\frac{1}{2} \frac{m_t^2}{m_H^2} \frac{1}{\tan^2\beta} f_1(m_t^2/m_H^2) + f_2(m_t^2/m_H^2) \right. \\ \left. + \frac{(A_b^0 + \tilde{\kappa}_3) \tan\beta}{1 + \tilde{\kappa}_3 \tan\beta} + Y_b^2 Y_t^2 \frac{G^{(0,a)I} \tan^2\beta}{(1 + \tilde{\kappa}_3 \tan\beta)(1 + \tilde{\kappa}_0 \tan\beta)} \right]; \quad (21)$$

$$C_7^{\tilde{\chi}}(m_W) = \frac{1}{3} \sum_{i=1}^3 \sum_{a=1}^2 \frac{X_i^2 X_a^6}{K_{ib}^e K_{ts}^e} \frac{m_W^2}{m_{\tilde{\chi}_i}^2} + \frac{1}{2} G^{(0,a)I} G^{(a,i)I} f_1(m_{\tilde{\chi}_a}^2/m_{\tilde{\chi}_i}^2) + \\ \frac{m_{\tilde{\chi}_i}}{m_W} \frac{1}{2 \cos\beta (1 + \tilde{\kappa}_3 \tan\beta)} G^{(0,a)I} H^{(a,i)I} f_2(m_{\tilde{\chi}_a}^2/m_{\tilde{\chi}_i}^2); \quad (22)$$

where, for simplicity we have only included in this equation the leading contributions in the limit of unbroken $SU(2)_C \times U(1)$ symmetry [40]. In the numerical analysis we use the complete expressions with full flavour dependence. The parameters A_b^0 and Y_b^0 are given by

$$A_b^0 = \frac{A_b}{16} \frac{m_t^2}{m_b^2} H_2 \left(\frac{m_{\tilde{b}_L}^2}{2}; \frac{m_{\tilde{b}_R}^2}{2} \right); \quad Y_b^0 = \frac{2}{3} \frac{m_s}{m_g} H_2 \left(\frac{m_{\tilde{t}_L}^2}{m_g^2}; \frac{m_{\tilde{t}_R}^2}{m_g^2} \right); \quad (23)$$

The main $\tan\beta$ effects are then present in the charged Higgs couplings and in the chargino couplings to right-handed down squarks. $K_{qG^{(i,k)I}}$ represents the coupling of the chargino

I and the squark k to the left-handed down quark q ; and $m_q = (\frac{p}{2m_W} \cos \theta) K_q H^{(k)i}$ the coupling of the chargino i and of the squark k to the right-handed down quark q . These couplings, in terms of the standard mixing matrices defined in the appendices are [68]

$$\begin{aligned} G^{(k)I} &= \frac{1}{\sqrt{2}} \frac{m}{m_W \sin \theta} V_{IL}^{(k)} V_{IR}^{(k)} \\ H^{(k)I} &= U_{I2}^{(k)} V_{UL}^{(k)} \end{aligned} \quad (24)$$

The explicit expressions for the loop functions can be found in the appendices.

In the large $\tan \beta$ regime, it is interesting to expand the C_7^{\sim} coefficient assuming the smallness of the off-diagonal entries with respect to the corresponding diagonal elements both in the stop and chargino (more precisely in $M_{\tilde{t}}^{\sim}$ and $M_{\tilde{t}}^{\sim}$) mass matrices. In this approximation we obtain,

$$\begin{aligned} C_7^{\sim}(m_W) &\approx \frac{A_t m_t^2}{6m_W^2 \sin^2 \theta} \frac{\tan \beta}{1 + \sqrt{3} \tan \beta} \frac{m_W^2}{m_{\tilde{t}_L}^2} \frac{f_2(m_{\tilde{t}_L}^2, m_{\tilde{t}_R}^2)}{m_{\tilde{t}_L}^2} \\ &\quad + \frac{A_t m_t^2}{6m_W^2 \sin^2 \theta} \frac{\tan \beta}{1 + \sqrt{3} \tan \beta} \frac{5m_W^2}{12m_t^4} \end{aligned} \quad (25)$$

where in the second line we replaced the combination of loop functions by its value in the limit in which stop left, stop right and chargino have the same "average" SUSY mass, $m_{\tilde{t}}^2$. In this limit the SUSY contribution to the amplitude is

$$A(b_R \rightarrow s_L) / \frac{4G_F}{\sqrt{2}} K_{tb}^e K_{ts}^e \bar{m}_b \approx \frac{5}{72} \frac{A_t m_t^2 \tan \beta}{m_t^4 (1 + \sqrt{3} \tan \beta)} \quad (26)$$

If we compare now this amplitude with the corresponding amplitude of the $B_s \rightarrow \ell^+ \ell^-$ decay, Eq. (26), we see that, although both them are enhanced by powers of $\tan \beta$, these two amplitudes behave differently: $A(b_R \rightarrow s_L \rightarrow \ell^+ \ell^-)$ scales as $\tan^3 \beta \approx m_A^2$ while the $b \rightarrow s$ amplitude scales as $\tan \beta \approx m_t^2$ (assuming μ , A_t and m_t of the same order). Taking into account this difference we can analyze if it is possible to obtain a large contribution for $B_s \rightarrow \ell^+ \ell^-$ while at the same time satisfy the stringent bounds on the $b \rightarrow s$ decay. Obviously, the answer to this question depends on the sign of μ .

In the $B \rightarrow X_s \ell^+ \ell^-$ decay with $\mu < 0$ chargino contributions to C_7 and C_8 have the same sign as charged Higgs and W -boson contributions. If we require a sizable neutral Higgs contribution to $B_s \rightarrow \ell^+ \ell^-$ we need a light pseudoscalar Higgs, which implies also a light charged Higgs, and large $\tan \beta$. A light charged Higgs enhances $C_7^{H^+}$ while large $\tan \beta$ enhances C_7^{\sim} . As both contributions compete to fill the narrow space left over by the SM

contribution in the $B \rightarrow X_s$ amplitude these two requirements are clearly incompatible. The only possible solution is to increase the squark masses (in particular the stop mass) to suppress the chargino contribution to C_7 while keeping m_A as low and $\tan\beta$ as large as possible. In this case we are essentially in a two-Higgs doublet model without SUSY and from the existing constraints on the charged Higgs mass [51, 53, 54] we infer that the pseudoscalar must be equally heavy. Moreover, the constraints from the muon anomalous magnetic moment, that are analyzed below, make the $\kappa < 0$ situation even more difficult. Therefore it is not possible to reach very large values of $BR(B \rightarrow X_s^+ \gamma)$, as we will see in the numerical analysis of the next section.

The case $\kappa > 0$ is much more interesting phenomenologically. A large $BR(B \rightarrow X_s^+ \gamma)$ still requires a light charged Higgs and large $\tan\beta$, however the chargino contributions interfere now destructively with the charged Higgs and W -boson ones and thus these two conditions are fully compatible because $\text{Im}(\tilde{C}_7 + C_7^{H^\pm}) < 0.1 C_7^{SM}$. As we will see in the next section, this cancelation must be quite precise and this constraint remains very strong. In the flavour-blind models defined at the GUT scale, in particular in the CMSSM, is not always easy to obtain the required values of m_A , m_t and $\tan\beta$ to achieve this cancelation. The extent to which this cancelation can be realized will be addressed in the next section where we perform a full analysis of the parameter space.

$$B \rightarrow B \rightarrow X_s^+ \gamma$$

The effective Hamiltonian that describes $b \rightarrow s^+ \gamma$ transitions in the Standard Model is

$$H_{\text{eff}} = \frac{4G_F}{2} K_{tb} K_{ts}^* \sum_{i=1}^{X^0} C_i(\mu) O_i(\mu) + \sum_{i=3}^{X^6} C_{iQ}(\mu) O_{iQ}(\mu) + C_b O_b(\mu); \quad (27)$$

where we adopt the same definitions as in Ref. [50]. The operators O_{iQ} and O_b are required only for the inclusion of electroweak corrections. In particular the most relevant Wilson coefficients are $C_2(b)$ (that does not receive sizable new physics contributions), $C_7(b)$, $C_8(b)$, $C_9(b)$ and $C_{10}(b)$. The explicit definitions of O_7 and O_8 are given in Eq. (17) and the semileptonic operators read

$$O_9 = \frac{e^2}{4} (s_L^\dagger b_L)(\ell^+ \ell^-); \quad O_{10} = \frac{e^2}{4} (s_L^\dagger b_L)(\ell^+ \gamma_5 \ell^-); \quad (28)$$

The branching ratio $BR(B \rightarrow X_s^+ \gamma)$ is known at NNLO in QCD and at NLO in QED (only terms enhanced by large logarithms { i.e. $\log m_W = m_b$ and $\log m_b = m_c$ } are included).

Intermediate resonances produce peaks in the dilepton invariant mass ($4m_\tau^2 < s < m_B^2$) spectrum and disrupt quark-hadron duality. For this reason one has to consider the low- and high- s regions separately. The very low- s region ($s < 1 \text{ GeV}^2$) is dominated by the quasi-real photon emission and contains the same amount of information we already extract from $b \rightarrow s$. In the high- s region ($s > 14.3 \text{ GeV}^2$) the integrated branching ratio is quite small; moreover, the $1/m_b$ expansion breaks down and reliable predictions for the spectrum suffer large uncertainties. The low- s region ($1 \text{ GeV}^2 < s < 6 \text{ GeV}^2$) is dominated by the Wilson coefficients C_9 and C_{10} , has sizable integrated branching ratio and is very sensitive to the $C_7 - C_9$ interference. In the following, we utilize the latter to put constraints on the Wilson coefficients $C_{7;9;10}$.

We calculate the integrated branching ratio in the low- s region following Ref. [50]:

$$\begin{aligned} \text{BR}_{\text{low}} = & \int_{\text{low}}^h 2.2306 - 0.0005 \text{I}(\mathcal{R}_{10}) + 0.0005 \text{I}(\mathcal{R}_{10}\mathcal{R}_8) + 0.0906 \text{I}(\mathcal{R}_7) + 0.0223 \text{I}(\mathcal{R}_7\mathcal{R}_8) \\ & + 0.0050 \text{I}(\mathcal{R}_7\mathcal{R}_9) + 0.0086 \text{I}(\mathcal{R}_8) + 0.0258 \text{I}(\mathcal{R}_8\mathcal{R}_9) - 0.0615 \text{I}(\mathcal{R}_9) \\ & - 0.5389 \mathcal{R}(\mathcal{R}_{10}) + 0.1140 \mathcal{R}(\mathcal{R}_7) + 0.0154 \mathcal{R}(\mathcal{R}_7\mathcal{R}_{10}) + 0.0687 \mathcal{R}(\mathcal{R}_7\mathcal{R}_8) \\ & - 0.8414 \mathcal{R}(\mathcal{R}_7\mathcal{R}_9) - 0.0036 \mathcal{R}(\mathcal{R}_8) + 0.0019 \mathcal{R}(\mathcal{R}_8\mathcal{R}_{10}) - 0.0980 \mathcal{R}(\mathcal{R}_8\mathcal{R}_9) \\ & + 2.6260 \mathcal{R}(\mathcal{R}_9) - 0.1074 \mathcal{R}(\mathcal{R}_9\mathcal{R}_{10}) + 10.6042 \mathcal{R}_{10}^2 + 0.2837 \mathcal{R}_7^2 \\ & + 0.0039 \mathcal{R}_8^2 + 1.4645 \mathcal{R}_9^2 \times 10^{-7}; \end{aligned} \quad (29)$$

where $\mathcal{R}_i = C_i^{\text{tot}}(\mu_0) = C_i^{\text{SM}}(\mu_0)$ are the next-to-leading order Wilson coefficients (i.e. they do not include $\mathcal{O}(\alpha_s)$ corrections) at the high scale normalized to their SM values. When dealing with the dipole operators we utilize the standard definition of the scheme-independent effective coefficients [50]. In the numerical analysis we set to zero supersymmetric contributions to the NLO matching conditions.

The standard model and supersymmetric contributions to the leading order matching conditions of the semileptonic operators are [50] (we do not give explicit formulae for the gluino, neutralino and neutral Higgses contributions because their effects are negligible compared to the charged Higgs and chargino ones):

$$C_9^W = \frac{1}{s_W^2} Y(x_t) + W(x_t) + \frac{4}{9} - \frac{4}{9} \log \frac{2}{m_t^2}; \quad (30)$$

$$C_{10}^W = -\frac{1}{s_W^2} Y(x_t); \quad (31)$$

$$C_9^H = \frac{4s_W^2}{8s_W^2} \frac{1}{\tan^2} f_5(m_t^2, m_H^2) + \frac{1}{18} \frac{1}{\tan^2} f_6(m_t^2, m_H^2); \quad (32)$$

$$C_{10}^H = \frac{1}{8s_W^2} \frac{x_t}{\tan^2} f_5(m_t^2, m_H^2); \quad (33)$$

$$C_9^{\sim} = \frac{X^4 X^6 X^2}{8s_W^2} \frac{K_b^e K_{0s}^e}{K_{tb}^e K_{ts}^e} G^{(0A)I} G^{(B;)J} \frac{1}{s_W^2} \frac{4s_W^2}{s_W^2} \\
+ \frac{m_{\tilde{t}_1} m_{\tilde{t}_2}}{2} C_0(m_{\tilde{t}_A}^2, m_{\tilde{t}_I}^2, m_{\tilde{t}_J}^2)_{AB} U_{I1} U_{J1} \\
+ \frac{2}{9m_{\tilde{t}_A}^2} f_7(m_{\tilde{t}_I}^2, m_{\tilde{t}_A}^2)_{AB} V_{I1} V_{J1} \\
+ \frac{2}{s_W^2} m_W^2 d_2(m_{\tilde{t}_I}^2, m_{\tilde{t}_J}^2, m_{\tilde{t}_A}^2, m_{\tilde{t}_1}^2)_{AB} V_{I1} V_{J1}; \quad (34)$$

$$C_{10}^{\sim} = \frac{1}{2s_W^2} \frac{X^4 X^6 X^2}{8s_W^2} \frac{K_b^e K_{0s}^e}{K_{tb}^e K_{ts}^e} G^{(0A)I} G^{(B;)J} \\
+ \frac{m_{\tilde{t}_1} m_{\tilde{t}_2}}{2} C_0(m_{\tilde{t}_A}^2, m_{\tilde{t}_I}^2, m_{\tilde{t}_J}^2)_{AB} U_{I1} U_{J1} \\
+ 2m_W^2 d_2(m_{\tilde{t}_I}^2, m_{\tilde{t}_J}^2, m_{\tilde{t}_A}^2, m_{\tilde{t}_1}^2)_{AB} V_{I1} V_{J1}; \quad (35)$$

A scan of the CM SSM and MFV parameter space results in tiny deviations of the Wilson coefficients C_9 and C_{10} from their SM values: $\mathcal{C}_9^{SU(2)_L} = C_9^{SM} \pm 0.3 = 1.65$ and $\mathcal{C}_{10}^{SU(2)_L} = C_{10}^{SM} \pm 0.3 = 4.45$.

This decay has been observed by Belle [32] and BaBar [33]. In the low \sqrt{s} region the experimental results read as

$$BR(B \rightarrow X_s \gamma^* \gamma) = (1.493 \pm 0.504^{+0.411}_{-0.321}) \cdot 10^{-6} \text{ (Belle)}; \quad (36)$$

$$BR(B \rightarrow X_s \gamma^* \gamma) = (1.3 \pm 0.7 \pm 0.5) \cdot 10^{-6} \text{ (BaBar)}; \quad (37)$$

This leads to a world average

$$BR(B \rightarrow X_s \gamma^* \gamma)_{WA} = (1.60 \pm 0.51) \cdot 10^{-6}; \quad (38)$$

That is in perfect agreement with the SM prediction, that reads:

$$BR(B \rightarrow X_s \gamma^* \gamma)_{SM} = 1.58 \pm 0.07_{scale} \pm 0.06_{m_t} \pm 0.025_{m_c} \pm 0.015_{m_b} \\
\pm 0.023_{s(M_Z)} \pm 0.015_{\alpha_{EM}} \pm 0.025_{BR_{s1}} \cdot 10^{-6} \\
= (1.58 \pm 0.10) \cdot 10^{-6}; \quad (39)$$

In order to assess the impact of this measurement on the supersymmetric parameter space, we perform a model independent analysis. As a first step we extract the allowed ranges for the Wilson coefficients C_7 and C_8 from the measured $B \rightarrow X_s \gamma$ branching fraction. This

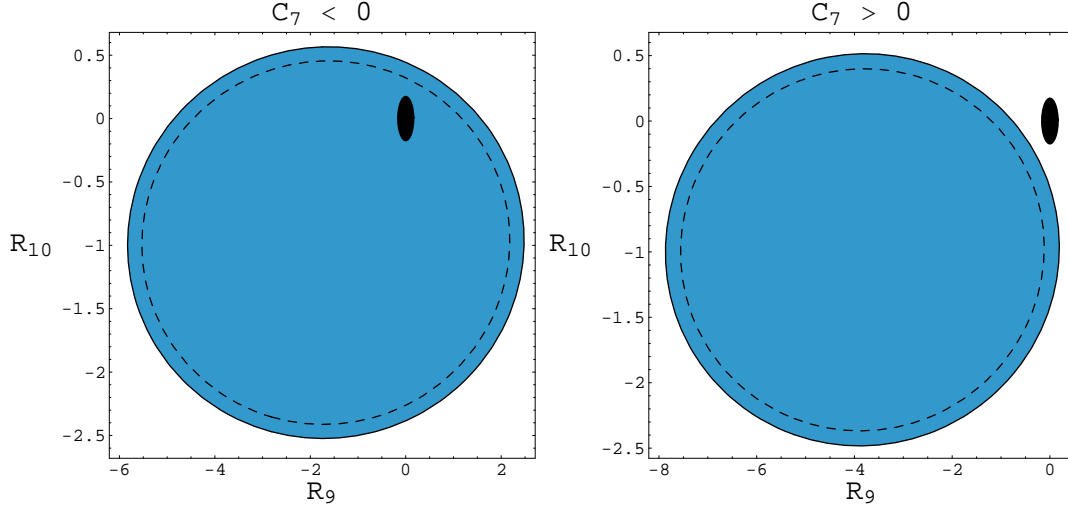


FIG. 2: Impact of the BR ($B \rightarrow X_s \gamma$) measurement on the R_9 - R_{10} plane. The black disk is the region accessible in an MFV model, i.e. it includes the possible SUSY contributions both in the CMSSM as in the generic MFV scenario that we analyse here.

gives two thin stripes in the $C_7 - C_8$ plane that correspond to the $C_7 < 0$ and $C_7 > 0$ scenarios. We further restrict C_8 to be within a factor of 10 around the SM value. As a second step, we consider the two strips separately, vary C_7 and C_8 in the allowed range, and plot the resulting constraint in the $C_9 - C_{10}$ plane. The whole analysis is performed at the 90% CL; and theory errors are included. Our results are summarized in Fig. 2. The most striking feature of these plots is that, in the $C_7 > 0$ scenario, the SM point is excluded and contributions in MFV supersymmetric scenarios are not large enough to bring theory and experiment into agreement; thus we conclude that in such models the sign of C_7 has to be SM-like (i.e. negative). For a similar discussion see also [49].

C. Muon anomalous magnetic moment

In SUSY theories, a_μ receives contributions via vertex diagrams with $\tilde{\chi}^0$ and $\tilde{\chi}^\pm$ loops [69]. The chargino diagram strongly dominates in almost all the parameter space. For simplicity, we will present here only the dominant part of the chargino contribution (the complete expressions that we use in the numerical simulation can be found in Ref. [69]):

$$a_\mu^{\tilde{\chi}^\pm} \simeq \frac{g_2^2}{8} \frac{m_\mu^2}{m_{\tilde{\chi}^\pm}^2} \sum_{i=1}^2 \frac{m_{\tilde{\chi}_i^\pm} \text{Re}(U_{i2}V_{i1})}{2M_W \cos \beta} f_3 \left(\frac{m_\mu^2}{m_{\tilde{\chi}_i^\pm}^2} \right); \quad (40)$$

where the loop function f_3 is given in the appendices. In fact, if we expand this function in the small off-diagonal elements of the chargino matrix we obtain for the dominant $\tan\beta$ enhanced contribution,

$$a_{\tau\tau}^{\tilde{\chi}} \simeq \frac{g_2^2}{32\pi^2} \frac{m_{\tilde{\chi}}^2}{m_{\tilde{\chi}}^2} \frac{\text{Re}(M_2 \tan\beta)}{m_{\tilde{\chi}}^2}; \quad (41)$$

where we have chosen the convention $M_2 > 0$ as we do in the rest of the paper. The most relevant feature of Eqs. (40) and (41) is that the sign of $a_{\tau\tau}^{\tilde{\chi}}$ is fixed by $\text{sign}[\text{Re}(U_{12}V_{11})] = \text{sign}[\text{Re}(M_2)]$. The experimental result for this observable is at present [70],

$$a_{\tau\tau}^{\text{exp}} = 11.659208(6) \times 10^{10}; \quad (42)$$

while the theoretical expectations within the SM are [71],

$$a_{\tau\tau}^{\text{SM}}(e^+e^-) = 11.659181(8) \times 10^{10}; \quad (43)$$

$$a_{\tau\tau}^{\text{SM}}(\mu^+\mu^-) = 11.659196(7) \times 10^{10};$$

Comparison with the experimental results implies that these results strongly favour the $\tan\beta > 0$ region in a MFV scenario. This is specially true for the theoretical prediction based on e^+e^- annihilation that is smaller than the experimental result by 2:7%. In the case of the prediction based on $\mu^+\mu^-$ decay the difference is reduced to 1:4% [70] but it still requires a positive correction and disfavors strongly a sizable negative contribution. Therefore this has important consequences in all our observables. As we saw in the previous section, $\tan\beta > 0$ is precisely the phenomenologically interesting region for the combination of the $B_s \rightarrow \mu^+\mu^-$ and $B \rightarrow X_s \mu^+\mu^-$ decays. On the other hand the $a_{\tau\tau}$ measurement makes even more difficult to find interesting effects in $B_s \rightarrow \mu^+\mu^-$ for $\tan\beta < 0$. In the numerical analysis, presented in the next section, we use a conservative $a_{\tau\tau}$ bound at 3 σ with the e^+e^- based estimate of the SM contribution and we still find that with $\tan\beta < 0$ we can only find $\text{BR}(B_s \rightarrow \mu^+\mu^-)$ at the level of 10^{-8} with very heavy SUSY spectrum. In the $\tan\beta > 0$ region, the conservative 3 σ bound allows for a vanishing supersymmetric contribution.

IV. NUMERICAL RESULTS

As said in the introduction, in this work we concentrate on a version of the MSSM with MFV soft-breaking terms at the GUT scale. This means that the only non-trivial flavour

structures in the model are the usual SM Yukawa couplings; all soft-breaking masses are family universal and the trilinear couplings are proportional to the corresponding Yukawa matrices. The RGE evolution between the GUT and electroweak scales introduces small non-universal entries in the soft-breaking terms.

In this framework we analyse two different versions of the MSSM: the CMSSM and the most general MFV-MSSM. The full spectrum of the CMSSM is determined (assuming vanishing SUSY phases) by five parameters: $M_{1=2}$, m_0 , A_0 , $\tan\beta$ and $\text{sign}(\mu)$. Therefore, the SUSY parameters at the electroweak scale, including couplings, masses and mixing angles, show several interesting correlations. Furthermore, these five parameters are strongly constrained by the experimental bounds on masses and different FCNC processes. In this restricted framework it is very interesting to investigate how large $\text{BR}(B_s \rightarrow \mu^+ \mu^-) / \tan^6\beta \approx m_A^4$ can be, while remaining in agreement with all the other experimental constraints.

We can ask the same question in a more general flavour-blind MSSM, where we allow for different, but generation-diagonal, parameters for the fields with different gauge quantum numbers. Here the number of parameters is thirteen: $M_{1=2}$, $m_{\tilde{Q};0}$, $m_{\tilde{u}_R;0}$, $m_{\tilde{d}_R;0}$, $m_{\tilde{L};0}$, $m_{\tilde{e}_R;0}$, $m_{\tilde{H}_d;0}$, $m_{\tilde{H}_u;0}$, $A_{u;0}$, $A_{d;0}$, $A_{e;0}$, $\tan\beta$ and $\text{sign}(\mu)$, where the 0 in the subscripts indicates that these parameters are defined at M_{GUT} . The precise definition of M_{GUT} and the numerical evaluation of the parameters at the electroweak scale will be described below. Clearly in this model we have more freedom than in the CMSSM, implying milder correlations between the masses of different particles; thus, we can expect larger rates for the Higgs-mediated processes consistent with other FCNC constraints.

In the numerical analysis presented below we define our model, CMSSM or most general MFV, in terms of the GUT scale parameters listed above. We scan the values of these parameters in the following ranges: $M_{1=2} \in [1 \text{ TeV}, 2 \text{ TeV}]$ ($i = \tilde{Q}; \tilde{u}_R; \tilde{d}_R; \tilde{L}; \tilde{e}_R; \tilde{H}_u; \tilde{H}_d$), $A_{u;0}^2 \in [3(m_{\tilde{Q};0}^2 + m_{\tilde{u}_R;0}^2 + m_{\tilde{H}_u;0}^2), 3(m_{\tilde{Q};0}^2 + m_{\tilde{d}_R;0}^2 + m_{\tilde{H}_d;0}^2)]$, $A_{d;0}^2 \in [3(m_{\tilde{Q};0}^2 + m_{\tilde{d}_R;0}^2 + m_{\tilde{H}_d;0}^2), 3(m_{\tilde{Q};0}^2 + m_{\tilde{u}_R;0}^2 + m_{\tilde{H}_u;0}^2)]$, $A_{e;0}^2 \in [3(m_{\tilde{L};0}^2 + m_{\tilde{e}_R;0}^2 + m_{\tilde{H}_e;0}^2), 3(m_{\tilde{L};0}^2 + m_{\tilde{d}_R;0}^2 + m_{\tilde{H}_d;0}^2)]$; j is calculated from the requirement of correct electroweak symmetry breaking. The bound on the $A_{i;0}$ parameters is set to avoid charge and/or colour breaking minima.

At the low scale, we impose the following constraints on each point:

Lower bound on the light and pseudo{scalar Higgs masses}[2];

The LEP constraints on the lightest chargino and stauion masses[4];

The LEP and Tevatron constraints on squarks and gluino masses[4];

Agreement with the experimental data on low energy processes like $BR(B \rightarrow X_s \gamma)$, a_μ , $BR(B_s \rightarrow \mu^+ \mu^-)$, $BR(B \rightarrow X_s \mu^+ \mu^-)$, M_{B_s} [29, 30, 31, 32, 33, 36, 46, 59, 60, 61, 62, 63];

Correct dark matter relic abundance from stable neutralinos [28]⁴.

We consider MSSM with conserved R-parity and thus, the lightest neutralino (that coincides with the lightest supersymmetric particle – LSP) provides an excellent dark matter candidate. In fact, the recent precise determination of the cold dark matter density of the universe is a very strong constraint on the SUSY parameter space. In most of the parameter space of the MSSM the neutralino abundance generates a too large density of cold dark matter. Only certain regions of the parameter space, in which neutralinos are efficiently annihilated, are in agreement with the experimental results.

The most precise results on the cold dark matter density come from the WMAP experiment [28]:

$$\Omega_{CDM} h^2 = 0.1047^{+0.007}_{-0.013} \text{ at } 68\% \text{ C.L.} \quad (44)$$

This constraint selects very narrow strips in the MSSM parameter space [73]. On the other hand it has been shown [74] that these allowed regions are extremely sensitive to small differences in the computation of SUSY masses. This is specially true in the large $\tan\beta$ region that we analyze in this paper, where differences in the stability of radiative symmetry breaking or in the Higgs masses are due to the different approximations used in the RGE programs. In view of all this, we prefer to take a conservative attitude with respect to the dark matter constraint and, allowing the possibility of other cold dark matter candidates, impose only the loose 99% C.L. upper bound,

$$\Omega_{CDM} h^2 \leq 0.13 \quad (45)$$

In this section we analyze the different parameters (masses, mixing matrices, ...) that enter the $B_s \rightarrow \mu^+ \mu^-$ amplitude, and the impact of the various constraints that we have discussed above. We start with the analysis of this process in the CMSSM and then generalize it to the most general MFV model at the GUT scale.

⁴ This constraint assumes a standard thermal history of the universe and can be easily evaded in non standard cosmological models.

m_e	$5.110 \cdot 10^{-4}$	m_t^{pole}	172.9
m_μ	0.1057	$m_b(m_b)$	4.25
m_τ	1.777	m_Z	91.1876
$m_u(Q)$	$3 \cdot 10^3$	G_F	$1.1664 \cdot 10^{-5}$
$m_d(Q)$	$7 \cdot 10^3$	$1=$	137.036
$m_s(Q)$	0.12	α_s^{had}	0.02769
$m_c(m_c)$	1.2	$\overline{M_S}(m_Z)$	0.1172
$s_{12} = 0.224, s_{13} = 4.13 \cdot 10^{-2}, s_{23} = 3.63 \cdot 10^{-3}, \delta = 1.13$			

TABLE I: Numerical values of the SM input. Masses are given in GeV, for the leptons and the t quark the pole masses, for the lighter quarks the $\overline{M_S}$ masses either at the mass scale itself, for c, b, or, for u, d, s, at the scale $Q = 2 \text{ GeV}$. s_{ij} are the sines of the CKM mixing angle and δ the CKM phase.

A. Calculation of the parameters at the electroweak scale

In the numerical calculations, we use the following procedure. The masses and mixing angles at the electroweak scale are calculated in an iterative way: First the gauge and Yukawa couplings are calculated from the input values given in Table I at the electroweak scale taking into account the shift from the $\overline{M_S}$ to the \overline{DR} scheme as well as the effect of the SUSY thresholds. In case of the SUSY thresholds the complete flavour structure of the sfermions is taken into account in the calculation. Afterward these couplings are evolved to the GUT scale which is defined by the requirement $g_1 = g_2$ where $g_1 = \frac{5}{3}g^0$ is the properly normalized U(1) coupling and g_2 is the $SU_L(2)$ coupling. We do not require at M_{GUT} that g_3 is equal to $g_1 = g_2$ but assume that this difference is accounted for by unknown thresholds due to very heavy particles with masses of the order M_{GUT} . At M_{GUT} the SUSY breaking boundary conditions are set. At this scale the trilinear couplings are obtained multiplying the A-parameters with the Yukawa matrices taking into account the complete flavour structure. Also in the RGE evolution, the complete flavour structure is taken into account and we evolve the parameters at the two-loop order [27]. This clearly induces off-diagonal elements in the sfermion mass parameters. The calculation of the SUSY masses is carried out in the \overline{DR} scheme and the formulae for the one-loop masses are generalisations

M_{B_s}	B_s	B	$f_{B_s} \hat{B}_{B_s}^{1=2}$	(B_s)	P_1^{LR}	P_2^{LR}	P_1^{SLL}	P_2^{SLL}
5.3696 GeV	1.461 ps	0.55	0.277 GeV	1.461 ps	-0.71	0.9	-0.37	-0.72

TABLE II: Numerical values for the B-physics parameters using the notation of ref. [10].

of the ones given in Ref. [75] taking into account the complete flavour structure and will be presented elsewhere [76]. In the case of the parameter and the masses of the neutral Higgs bosons the two-loop corrections as given in Refs. [77, 78, 79, 80, 81, 82] are added. Note that in the one-loop contributions we use the full flavour structure, while for the two-loop part we use the approximation that only the sfermions of the third generation contribute. The obtained spectrum is then used to recalculate the thresholds to gauge and Yukawa couplings restarting the complete procedure. This is repeated until the relative difference of all couplings and masses between subsequent iterations is at most 10^{-5} .

The calculation of the Yukawas, in particular Y_d , is important for the calculation of low energy observables. In the calculation of the Yukawa couplings (see Eq. (1)) we take into account the thresholds of supersymmetric particles as given in [10]. Due to the RGE running, off-diagonal elements in the squark sector are induced which remain non-zero when going to the super-CKM basis. For this reason, not only the chargino contributions to the off-diagonal terms but also gluino and neutralino contributions are taken into account although the later ones are negligible. The gluino contribution amounts typically to a 10% correction of the chargino contribution, which is precisely the order of magnitude one would expect for the two-loop corrections.

For the calculation of the low energy observables, the complete formulas are used, including all contributions stemming from H^+ , $\tilde{\nu}_i$, $\tilde{\nu}_j^0$, \tilde{g} , h^0 , H^0 , A^0 in case of B physics observables and the contributions due to $\tilde{\nu}_i$, $\tilde{\nu}_j^0$ in case of a . More precisely, in case of $B_s \rightarrow \ell^+ \ell^-$ we combine the formulas of [10], [83] and [84]. However, we use only the lowest order contributions to C_S , C_P , C_S^0 , C_P^0 , C_{10} and C_{10}^0 because the complete one-loop QCD corrections to these Wilson coefficients are not available in the literature. In the case of M_{B_q} we have used the formulas of Refs. [10, 85]. In the case of $b \rightarrow s$ we have used the formulas given in [67] and we have added the leading SM QCD corrections as described in [65]. For the SUSY contributions to the anomalous magnetic moment of the muon we have used the formulas given in [86]. The hadronic parameters we use in all these calculations

are collected in Table II. In most of the cases we neglect the uncertainty in these parameters with the exception of $f_{B_s} \hat{B}_{B_s}^{1=2}$ that has a large impact in the B_s mass difference. In the calculation of the B_s mass difference we compare below the results obtained fixing this parameter to the value in Table II and the results varying $f_{B_s} \hat{B}_{B_s}^{1=2}$ within the one-sigma range $f_{B_s} \hat{B}_{B_s}^{1=2} = (0.295 \pm 0.036) \text{ GeV} [7]$.

$B \rightarrow B_s \ell^+ \ell^-$ in the CMSSM

As we have seen in previous sections, $\tan \beta$ enhanced Higgs FCNC at low energies are inversely proportional to the pseudoscalar Higgs mass and are essentially generated via a stop-chargino loop. In the context of a CMSSM defined at M_{GUT} it is natural to ask what are the possible values of these masses and couplings ($m_A, \tan \beta, \dots$) that can be reached consistently with all the phenomenological bounds.

We will analyze this problem discussing separately the case of $\tan \beta > 0$ and $\tan \beta < 0$. In fact $\text{sign}(\mu)$ is a key parameter in the analysis of the phenomenology of the large $\tan \beta$ limit for two main reasons. First, as well-known and explained in detail section III, the sign of the SUSY contributions to several low energy processes like $b \rightarrow s$ and the muon anomalous magnetic moment are determined by the sign of the μ parameter; therefore the stringent experimental constraints tend to favour the positive sign of μ specially in the large $\tan \beta$ limit. In addition, as we have seen in section II, the sign of the chargino one-loop corrections to the down-quark Yukawa matrices and in particular of the γ_0 and γ_j parameters are also fixed by $\text{sign}(\mu)$. This implies that, in the basis of diagonal tree-level down Yukawa matrices, these one-loop corrections tend to reduce or increase these diagonal entries depending on the sign of μ and hence they give rise to a different phenomenology. In the $\tan \beta > 0$ case, we have that both γ_0 and γ_j are positive; therefore, Eqs. (1)-(6) imply that the diagonal Higgs couplings to the down quarks are smaller than the naive expectation, $\overline{m}_d = v_1$. As a consequence, for instance, FCNC couplings are smaller and effects of down-quark Yukawa matrices in the RGE's are reduced.

The requirement of correct electroweak symmetry breaking sets an upper bound on $\tan \beta$. This is mainly a consequence of two difficulties: Firstly, at large $\tan \beta$, both $m_{H_u}^2$ and $m_{H_d}^2$ become negative around the electroweak scale and the pseudoscalar Higgs becomes tachyonic, as can be seen in Fig. 3. Secondly, the bottom Yukawa becomes non-perturbative near the

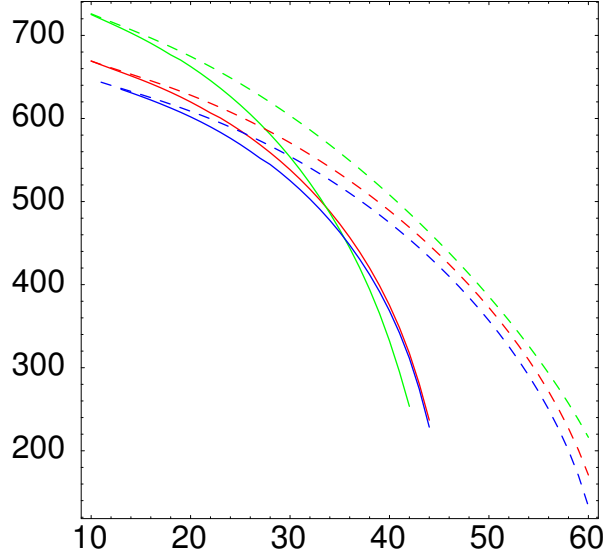


FIG. 3: Values of M_A as a function of $\tan \beta$ in the CMSSM. The SUSY parameters are fixed as $m_{1=2} = 300 \text{ GeV}$, $m_0 = 500 \text{ GeV}$ and the blue lines correspond to $A_0 = 500 \text{ GeV}$ blue, green lines to $A_0 = 0 \text{ GeV}$ and red lines to $A_0 = -500 \text{ GeV}$. Full lines correspond to $\tan \beta < 0$ and dashed lines to $\tan \beta > 0$.

GUT scale. Furthermore, in the region with $M_0 \approx M_{1=2}$ there is the additional problem of the lighter stau becoming tachyonic. Therefore, the points of parameter space that succeed in generating a correct electroweak symmetry breaking with large $\tan \beta$ are strongly reduced. These problems are clearly softened if the entries in the down-quark Yukawa matrices are small as it is the case with $\tan \beta > 0$. In fact, for positive $\tan \beta$, values of $\tan \beta$ up to about 60 are still reachable in the CMSSM.

In the same way we must analyze the possible values of M_A . The mass of the pseudoscalar Higgs is approximately degenerate to the mass of the heavy scalar Higgs and both of them are related to the value of j_j . As already pointed out, at large values of $\tan \beta$ it is possible to reach smaller values of M_A due to the fact that $M_{H_d}^2$ gets negative which also is the reason for the smaller value of j_j . This can be seen in Fig. 3 where we show the possible values of M_A in the CMSSM as a function of $\tan \beta$ for fixed values of $m_{1=2} = 300 \text{ GeV}$ and $M_0 = 500 \text{ GeV}$. As expected, we see the different behaviour of M_A for positive or negative $\tan \beta$ at large $\tan \beta$. For positive $\tan \beta$ the value of M_A is larger than the corresponding value for negative $\tan \beta$ and the same value of $\tan \beta$ due to the smaller effect of the down-quark Yukawas

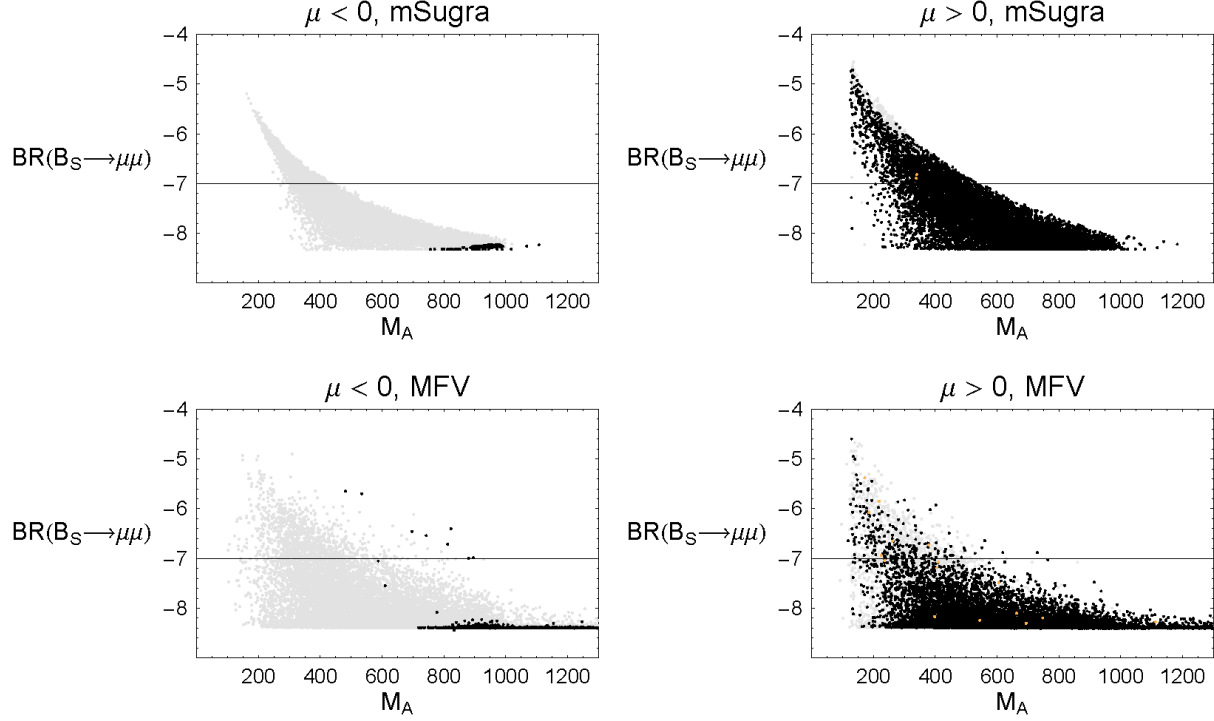


FIG. 4: Correlation between M_A and $BR(B_s \rightarrow \mu\mu)$. All points satisfy the dark matter constraint. The grey points do not survive constraints from $B \rightarrow X_s$ and a. Orange dots correspond to scenarios in which $C_7^e(b) > 0$ although they do not satisfy the $BR(b \rightarrow sl^+l^-)$ constraint.

on the RGE running of m_{H_d} . In this plot, we do not include the experimental constraints on the SUSY parameter space from direct and indirect processes. In fact, making a general scanning of all the SUSY parameters, for $\tan\beta > 0$, we can still find values of M_A as low as 150 GeV corresponding to $\tan\beta = 50$ consistently with all constraints, see for instance Fig.4.

Inserting $M_A = 150$ GeV, $\tan\beta = 60$ and $\mu > 0$ in the approximate formula given in Eq. (11) we obtain

$$BR(B_s \rightarrow \mu\mu) = 1.9 \cdot 10^{-4} \frac{A_t^2}{2} \frac{H_2 m_{t_L}^2 = 2; m_{t_R}^2 = 2}{(1 + \alpha_0 \tan\beta)^2 (1 + \alpha_3 \tan\beta)^2} : \quad (46)$$

Taking $m_g \approx m_t$ and using $H_2(1;1) \approx 1/2$ we have $\alpha_0 \approx 0.012$ and $\alpha_3 \approx 0.015$. Therefore, a $BR(B_s \rightarrow \mu\mu)$ between 10^{-7} and $5 \cdot 10^{-6}$ would be the maximal value we can get in this model. In any case, we expect these regions of large $\tan\beta$ to be strongly constrained by other FCNC processes like $b \rightarrow s$ and a . In Figs. 4 and 5 we present the results for this branching ratio obtained using the complete formulae and taking into account all the constraints. Although many points that give rise to a large $BR(B_s \rightarrow \mu\mu)$

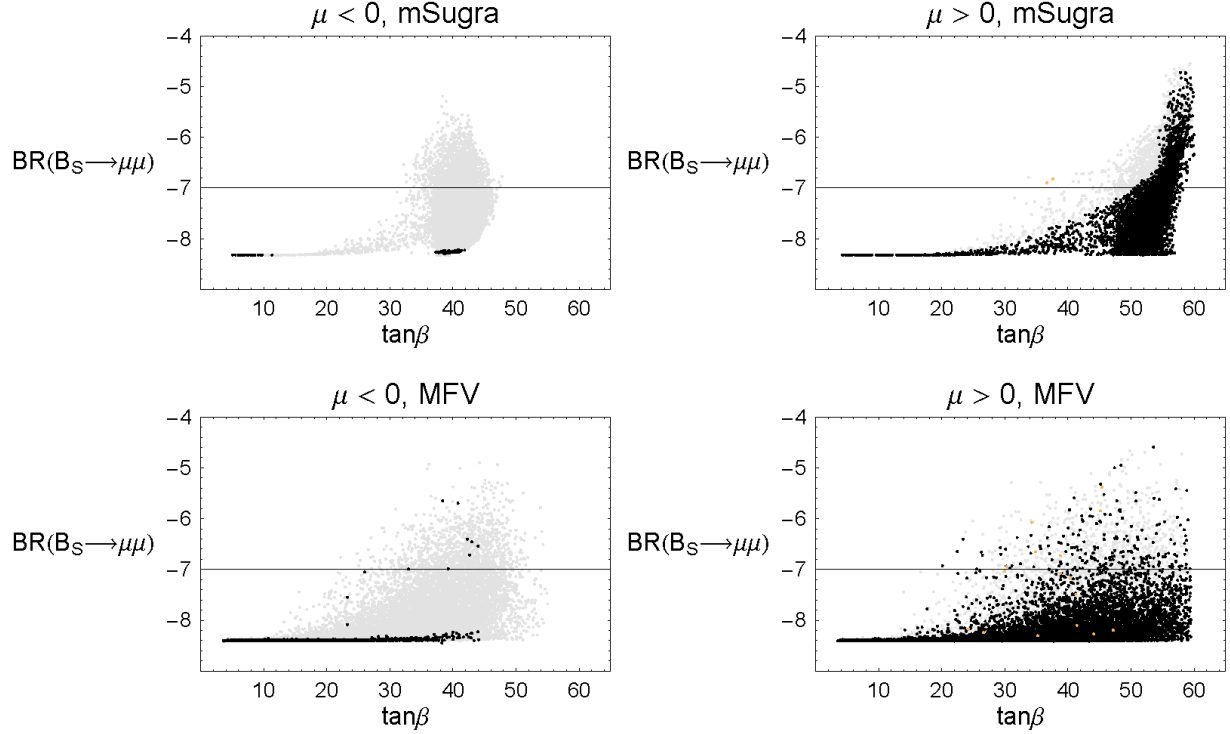


FIG. 5: $BR(B_s \rightarrow \mu\mu)$ as a function of $\tan\beta$ in the CMSSM (upper plots) and MFV (lower plots). See the caption in Fig. 4.

are already excluded by the stringent bounds from FCNC processes, cancellations between different contributions in $b \rightarrow s$ still allow a large $BR(B_s \rightarrow \mu\mu)$.

In Figure 6 we compare the chargino and charged Higgs contributions to the Wilson coefficient $C_7(M_W)$ for the case of a $BR(B_s \rightarrow \mu\mu)$ just below the current experimental bound. With positive μ , charged Higgs and chargino contributions tend to compensate and we can find many points in agreement with the $B \rightarrow X_s$ constraints. Moreover $M_{H^\pm}^2 \simeq M_A^2 + M_W^2$, thus a small pseudoscalar mass implies also a small charged Higgs mass. In fact, the experimentally allowed values for C_7^{tot} range from -0.23 to -0.08 while the contribution from the W -boson is about -0.17 . This agrees with Fig. 6 where we can see that the chargino and charged Higgs contributions must be strongly correlated: in fact, their absolute value can be as large as 0.26 while their sum must range between -0.05 and $+0.10$. Therefore we see that, with positive μ , it is possible to have a light pseudoscalar and large $\tan\beta$ generating a large $BR(B_s \rightarrow \mu\mu)$ while at the same time keep the sum of chargino and charged Higgs contributions to $b \rightarrow s$ under control. Fig. 6 also shows a couple of points for which the chargino contribution is sufficiently large to change the whole sign of

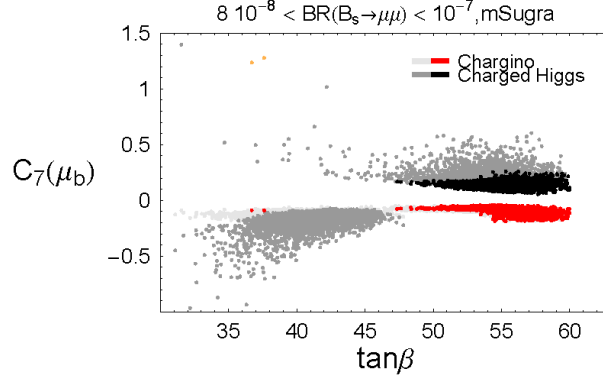


FIG. 6: Charged Higgs and chargino contributions to the C_7 Wilson coefficient in CMSSM as function of $\tan\beta$ corresponding to large $\text{BR}(B_s \rightarrow \mu\mu)$ and $\mu > 0$. Red points refer to chargino and black points to charged Higgs contributions. Orange points are points where C_7^{tot} changes sign although they are not allowed by the $\text{BR}(B \rightarrow s\ell\ell)$ constraint. Light grey points do not survive the FCNC constraints.

the total Wilson coefficient at the low scale and still remain in agreement with experiments. From the discussion at the end of Sec. IIIB, it is clear that such points are excluded by the present measurement of $\text{BR}(B \rightarrow X_s \mu^+ \mu^-)$ because their contributions to C_9 and C_{10} (that lie within the black ellipsis drawn in Fig. 6) are too small.

A third process, closely related to the $B_s \rightarrow \mu\mu$ decay, is the $B_s - \bar{B}_s$ mass difference. As discussed in section II, both processes involve the same FCNC neutral Higgs coupling, although they have a different M_A and $\tan\beta$ dependence. Note that in this case, the FCNC Higgs coupling enters twice as a double-penguin contribution and this implies that the change of sign (μ) does not affect the relative sign of the SUSY contribution to M_{B_s} with respect to the SM one, that turns out to be always negative. However, the size of the FCNC Higgs couplings is smaller for $\mu > 0$ than for $\mu < 0$. Recently the D collaboration was able to set for the first time an upper limit on M_{B_s} : $M_{B_s} = (19 \pm 2) \text{ ps}^{-1}$ at 90 % C.L. [29]. It is necessary to stress that this error is absolutely non-Gaussian and that there is a 5% probability that M_{B_s} lies anywhere between 21 ps^{-1} and infinity. Shortly afterwards the CDF collaboration improved this bound [30]: $M_{B_s} = 17.33^{+0.42}_{-0.21} (\text{stat}) \pm 0.07 (\text{syst}) \text{ ps}^{-1}$. Unfortunately this very precise experimental measure is not fully effective in constraining the SUSY parameter space due to the large uncertainty in the theoretical input parameters, mainly $f_{B_s}^2 B_{B_s}$ [87]. In Fig. 7 we compare $\text{Re } M_{12}^S$ with $\text{BR}(B_s \rightarrow \mu\mu)$. In fact, $M_{B_s} =$

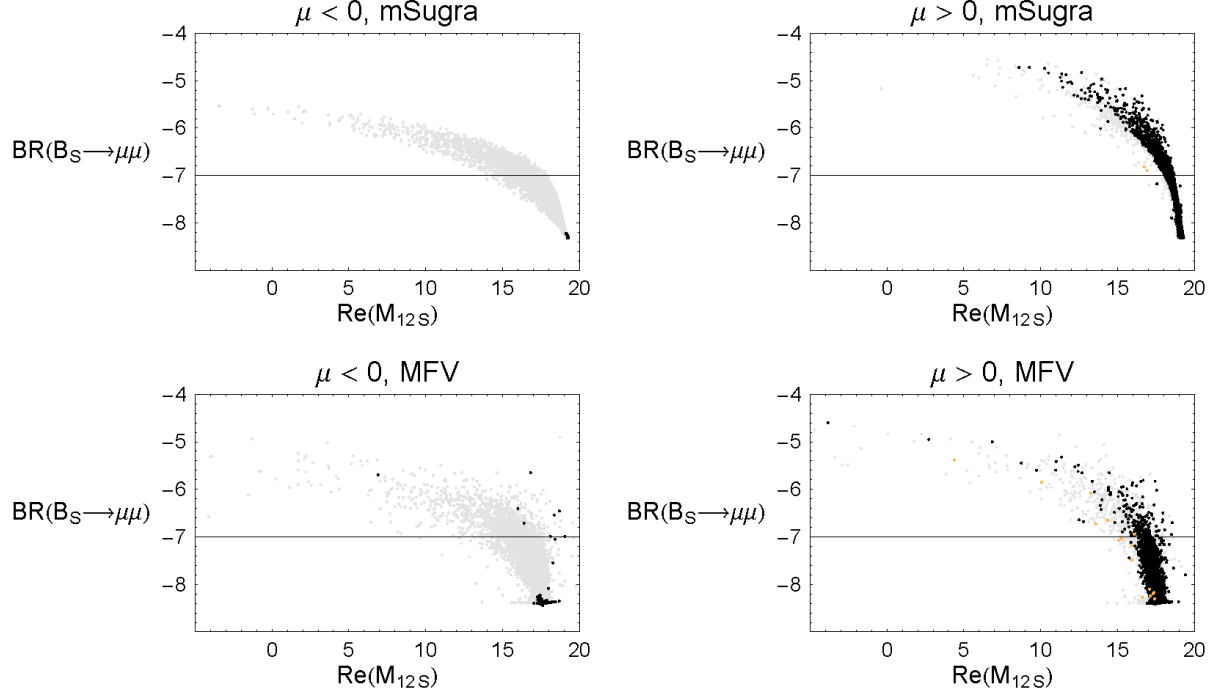


FIG. 7: Correlation between $\text{Re} M_{12}^S$ and $\text{BR}(B_S \rightarrow \mu\mu)$. See the caption in Fig. 4.

M_{12}^S but in our model, as in the SM, the phase of M_{12}^S is at the percent level and thus it is a very good approximation to the total M_{B_S} . Moreover, plotting $\text{Re} M_{12}^S$ allows us to control the change of sign of this amplitude. In this plot we fix the hadronic parameters to the values shown in Table II. As we can see in the second plot of Fig. 7 corresponding to $\mu > 0$, in the CMSSM and in the parameter space allowed by FCNC constraints it is not possible to change significantly the value of M_{B_S} in the region with $\text{BR}(B_S \rightarrow \mu\mu) > 10^{-6}$. Consequently no change of sign of $\text{Re} M_{12}^S$ is possible in the CMSSM with $\mu > 0$. Given the present experimental bound on $\text{BR}(B_S \rightarrow \mu\mu) < 10^{-7}$, we conclude that double penguin contributions to M_{B_S} can not lower this mass difference below 17 ps^{-1} . To compare this value with the experimental measure by the CDF collaboration we must take into account the uncertainty in the hadronic parameters. In figure 8 we present the range of values we can reach varying the value of $f_{B_S} B_{B_S}^{1=2}$ in the interval $[0.259; 0.331] \text{ GeV}$ [87]. As we can see, after taking into account the theoretical uncertainty, the M_{B_S} constraint can never compete with the bound on $\text{BR}(B_S \rightarrow \mu\mu)$.

In the case of negative μ , we have that both γ_0 and γ_j are negative. Eqs. (16) imply that the diagonal Higgs couplings to the down quarks are larger than the naive expectation, $\overline{m}_d = v_1$, and of the corresponding couplings for $\mu > 0$. Hence, FCNC couplings are larger and

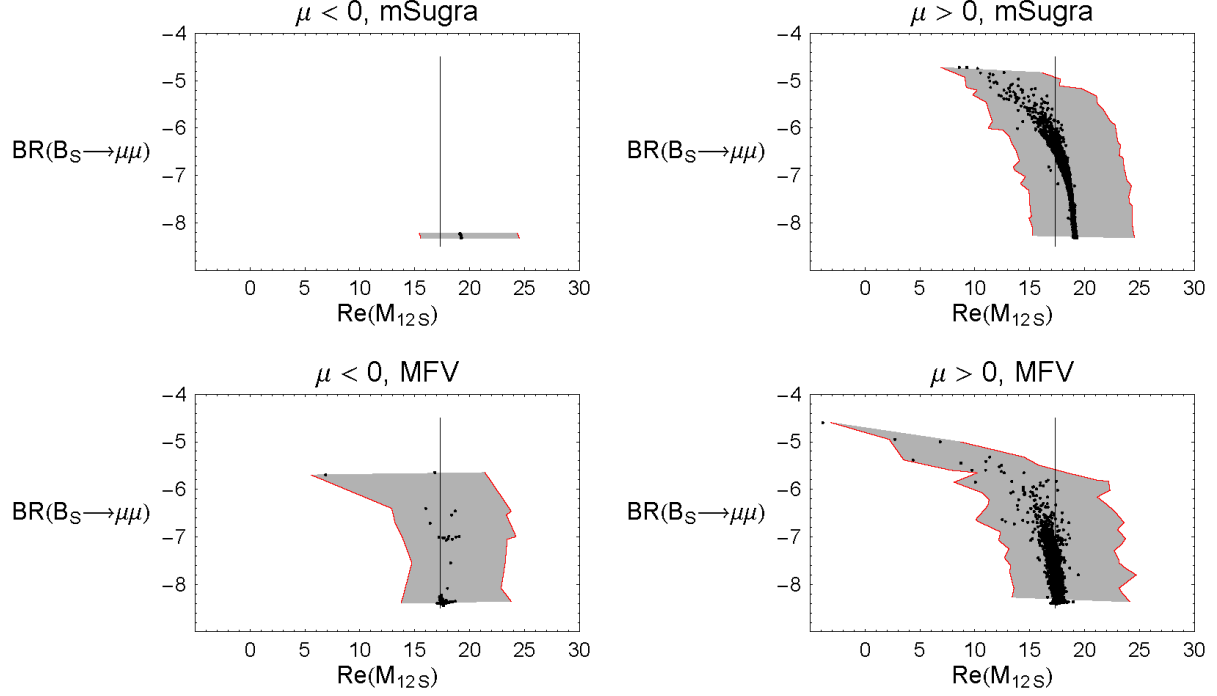


FIG. 8: Correlation between $\text{Re}(M_{12S})$ and $\text{BR}(B_S \rightarrow \mu\mu)$ including theory errors. The points satisfy all the constraints. The gray shaded area corresponds to theory uncertainties. The line is the experimental value of M_{B_S} .

the effects of down-quark Yukawa matrices in the RGE's is enhanced. This implies that the previously encountered problems with electroweak symmetry breaking occur now already at $\tan\beta \simeq 45$. Regarding the possible values of M_A , we see in Fig. 3 that, for negative μ , M_A tends to be much smaller than in the $\mu > 0$ case due to the effects of the large down-quark Yukawas on m_{H_d} . Taking into account the constraints from $\text{BR}(B \rightarrow X_s \gamma)$ and a_μ we can only find allowed points with $M_A > 750 \text{ GeV}$ and $\tan\beta \simeq 40$.

Taking $\mu < 0$, $x \simeq y \simeq 1$ and $m_g \simeq m_{\tilde{t}} \simeq m_{\tilde{c}}$ in Eq. (46), we get $\alpha_0 \simeq 0.012$ and $\tilde{\alpha}_3 \simeq 0.015$; thus, in principle, we obtain an extra enhancement from the denominator of Eq. (46) instead of the suppression we get in the case of $\mu > 0$. However using the allowed masses (as obtained above) we find that the maximum branching ratio we can get is about $\sim 10^{-7}$. In the numerical analysis, the maximum branching ratio we obtain is always below 10^{-8} as we can see in Fig. 5, because we have never obtained simultaneously these extreme values for the masses and the quantities $\alpha_0, \tilde{\alpha}_j$ while being consistent with all the different constraints. In particular the $b \rightarrow s$ constraint requires heavy squarks and Higgs-

bosons and \tilde{a} requires in addition heavy sleptons. Therefore, the SUSY contributions to $\text{BR}(B_s \rightarrow \mu^+ \mu^-)$ remain small for negative μ in the CMSSM.

Regarding the $B_s - \bar{B}_s$ mass difference, the double penguin contribution has opposite sign to the SM contribution; hence, reducing the predicted value of M_{B_s} . As we explained above, Higgs FCNC couplings are now larger for $\mu < 0$ and we expect larger effects than for $\mu > 0$. In fact we see in Fig. 7 that with negative μ it is still possible to change the sign of $\text{Re} M_{12}^s$, although only very rarely. However, once we impose the indirect constraints we see that no change in M_{B_s} from the SM expectations is possible. This result seems to differ from the analogous plots (Fig. 23) of Ref. [9]. In fact, both figures would perfectly agree if the $b \rightarrow s$ constraints are not imposed. This is only due to the difference in the MSSM models considered in both works. Buras et al. analyze a general MSSM defined at the electroweak scale with the different parameters unrelated and only constrained by low energy experimental observables. In this framework they have the freedom to assume a relative sign between A_t and μ independently of the sign of μ . In our model, all the parameters are defined at M_{GUT} and the sign of A_i at the electroweak scale is always negative due to the dominant (negative) gaugino contribution in the RGE evolution. Therefore our results would agree without the $b \rightarrow s$ and \tilde{a} constraints: taking into account these constraints, large effects are not possible in this GUT inspired model.

Finally we analyze the effect of dark matter constraints on this process. Although the lightest neutralino of the CMSSM is a good dark matter candidate, it is well-known that in most of the parameter space of this model a too large dark matter density is generated. Only under certain specific conditions a correct value of $\Omega_0 h^2$ is generated after annihilation of the excess neutralinos among themselves or coannihilation with other light particles. The regions where these conditions are possible are:

1. The bulk annihilation region, at low values of $m_{1=2}$ and m_0 , where neutralinos annihilate in pairs at a sufficient rate via t-channel slepton exchange.
2. The stau coannihilation region, where neutralinos coannihilate with staus, given that $m_{\tilde{\nu}_\tau} \lesssim m_{\tilde{\tau}}$.
3. The focus point region, at large m_0 where the value of j_j is small and the neutralinos have a significant higgsino component enhancing the annihilation into $W W$ and $Z Z$ pairs.

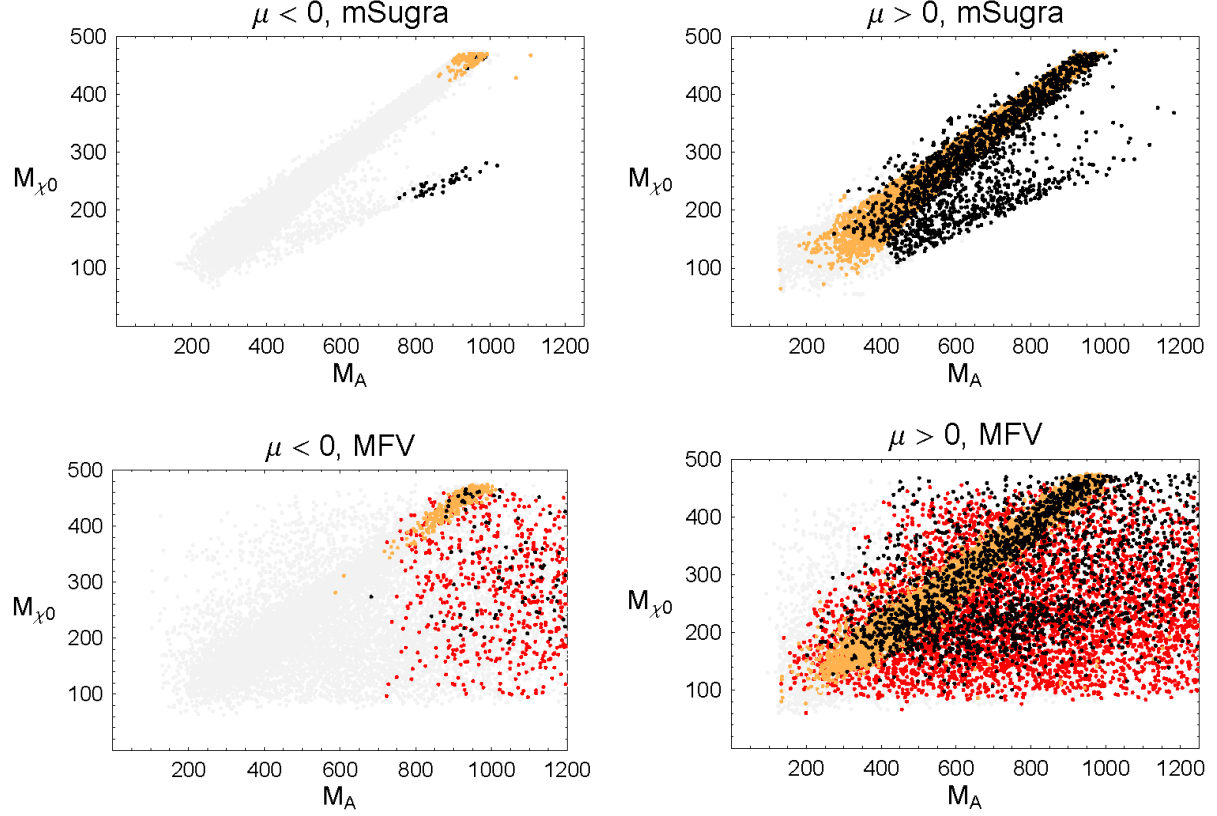


FIG. 9: Correlation between M_A and $M_{\tilde{\chi}^0}$. Blue and orange points corresponds to stau co-annihilation and funnel, respectively. In the MFV case, the dark matter constraint can be also fulfilled by a neutralino with a sizeable higgsino component (red points).

4. The funnel region, which occurs at very large $\tan\beta$ and the pseudoscalar mass $m_A \approx 2m_{\tilde{\chi}^0}$ so that neutralinos annihilate into a fermion pair through a pseudoscalar-Higgs boson in the s channel.

Given that in this paper we are mainly interested in the large $\tan\beta$ region, it is clear that we can expect the funnel region to play a special role in our analysis. In Figs. 9 and 10 we plot the allowed points in the m_A - $m_{\tilde{\chi}^0}$ and $m_{\tilde{\chi}^\pm}$ - $m_{\tilde{\chi}^0}$ planes. Here we select points in the stau coannihilation region (black points) for which the difference between $m_{\tilde{\chi}^\pm}$ and $m_{\tilde{\chi}^0}$ is less than 10%. Similarly we select the funnel points when $(M_A - 2m_{\tilde{\chi}^0})/M_A \leq 6\%$. Taking into account that $\tan\beta \approx M_A / (m_D^2 + m^2)$, we have that at large $\tan\beta$ the difference between neutralino and pseudoscalar masses can be larger. In Fig. 9, we see that the funnel region is wider at low pseudoscalar masses because low pseudoscalar masses correspond to large $\tan\beta$. In the same way, Fig. 10 shows clearly all the coannihilation points concentrated

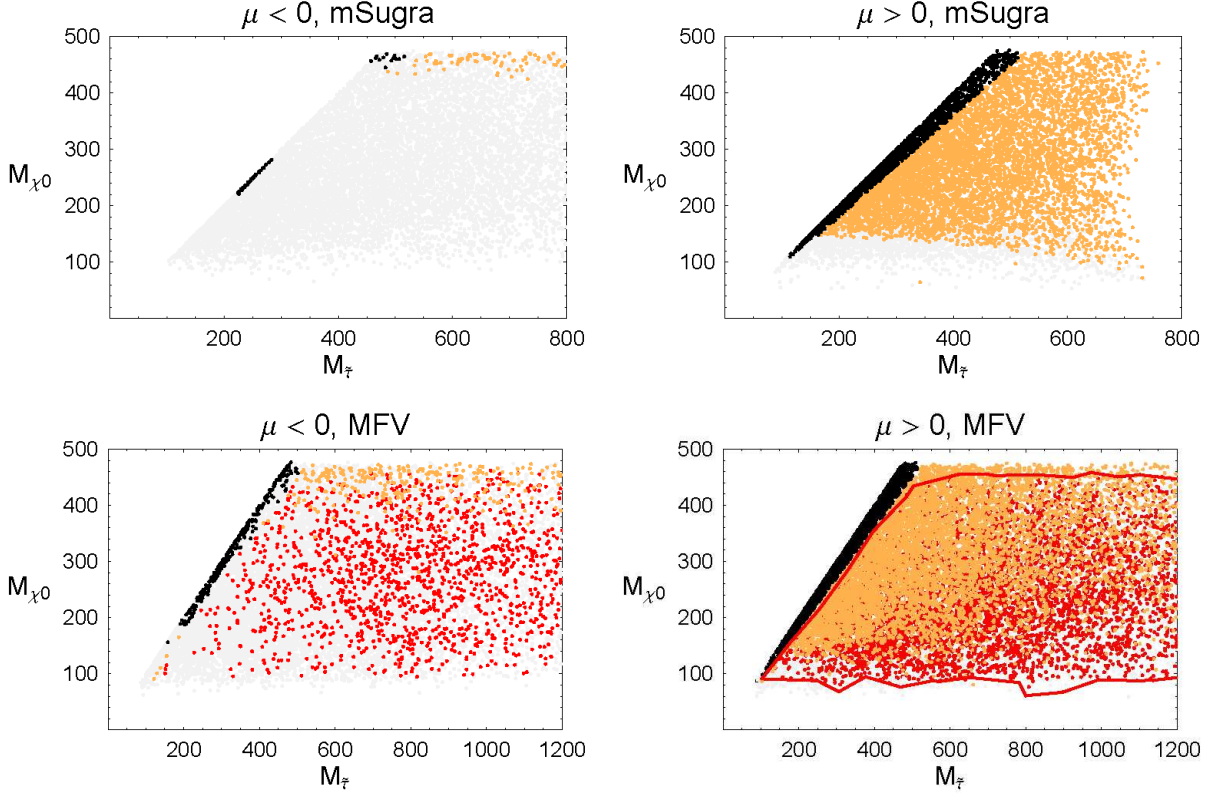


FIG. 10: Correlation between $M_{\tilde{\tau}}$ and M_{χ^0} . See the caption in Fig. 9.

around the $M_{\tilde{A}} \approx 2 m_{\chi^0}$ line. It is interesting to notice that we have points where both the funnel and coannihilation mechanisms are active (although we plot them as coannihilation points, i.e. black points). In fact, in these points the cross sections for $\tilde{\chi}_1^0 \tilde{\chi}_1^+ \rightarrow \gamma \gamma$ and/or $\tilde{\chi}_1^+ \tilde{\chi}_1 \rightarrow f \bar{f}$ constitute more than 10% of the total annihilation of SUSY particles. This means that these points correspond to the coannihilation region. Moreover the ratio of $\tilde{\chi}_1^0 \tilde{\chi}_1^0 \rightarrow b \bar{b}$ and $\tilde{\chi}_1^0 \tilde{\chi}_1^0 \rightarrow \gamma \gamma$ channels is proportional to $(m_b/m_\gamma)^2$ which means they are mediated by a Higgs particle and hence they belong also to the funnel region.

In the CMSSM we scan values of m_0 and $M_{1=2}$ up to 1 TeV and thus we do not enter the focus point region. In any case, points belonging to the focus point region have very heavy sfermion and pseudoscalar Higgs masses and therefore they have no effect on the processes we are analysing here. The bulk region is already very constrained in the CMSSM scenario due to the bounds on the masses of the lighter chargino and the light scalar Higgs boson and pure bulk annihilation is nearly excluded.

In Figure 11 we present for completeness the correlation between $M_{\tilde{A}}$ and M_{χ^0} imposing the full one-sigma bound on the dark matter abundance from Eq. (44). In this case the

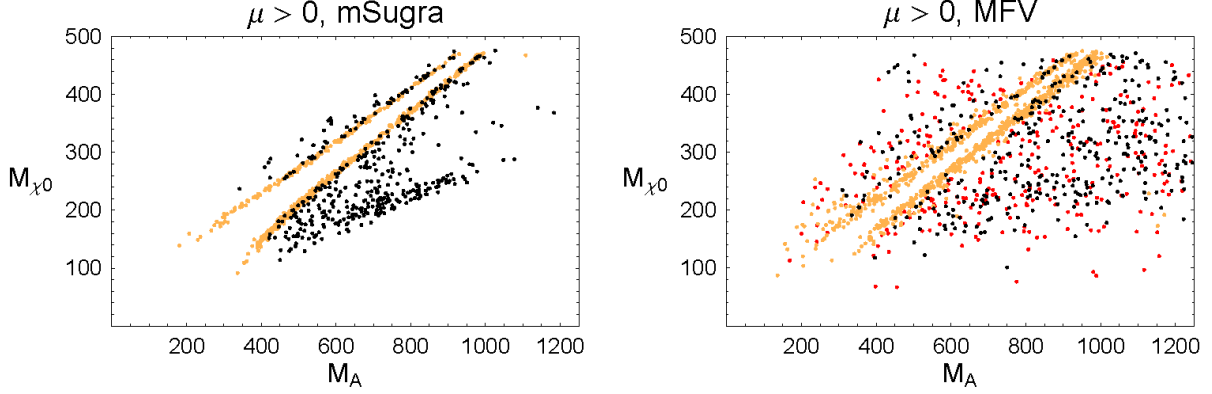


FIG. 11: Impact of the one sign a dark matter bound on the correlation between M_A and M_{χ^0} .

number of allowed points is reduced but the main features of our analysis remain valid.

$Br(B_s \rightarrow \mu^+ \mu^-)$ in the general MFV MSSM

In this section we analyze the effects of favour changing Higgs couplings in a general MFV MSSM defined at the GUT scale. In this model we assign different soft masses and trilinear couplings to the different representations under the SM gauge group and thus we have 13 independent parameters. The main difference with the CMSSM analyzed in the previous section concerns precisely the Higgs soft masses that are not related with the squark or slepton masses. In this way we can obtain lighter Higgs masses while at the same time the stermion masses are heavy enough to satisfy the stringent FCNC constraints.

Again we distinguish the cases of $\mu > 0$ and $\mu < 0$. Analogously to the CMSSM case, $\mu > 0$ implies that both A_0 and A_j are negative. Therefore Yukawa couplings are reduced and their effects in FCNC and the RGE evolution is smaller.

The values that can be obtained for m_A and $\tan \beta$ in this general MFV model are similar to the values obtained in the CMSSM case, as can be seen in Fig. 12. Therefore, in principle, similar values for the $Br(B_s \rightarrow \mu^+ \mu^-)$ are possible in both models. However, as we will show here, after taking into account the FCNC constraints, combinations of $(m_A, \tan \beta)$ that would be forbidden in the CMSSM are now allowed in the MFV model. Thus it is easier to obtain larger values for $Br(B_s \rightarrow \mu^+ \mu^-)$ consistently with the FCNC constraints. This can be seen in Figs. 4 and 5 where for positive μ we obtain similar values for $Br(B_s \rightarrow \mu^+ \mu^-)$ as in the CMSSM case although the dependence of $Br(B_s \rightarrow \mu^+ \mu^-)$ on m_A and $\tan \beta$ is less

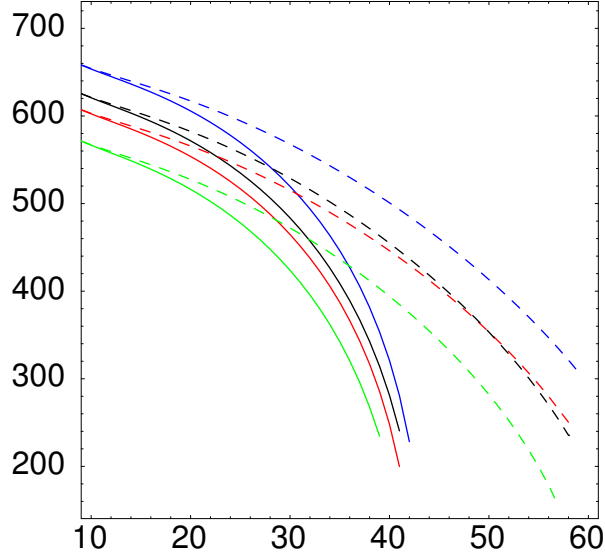


FIG. 12: Values of m_A as a function of $\tan \beta$ in the CM SSM. In this plot all sfermion masses are equal to 500 GeV and $m_{1=2} = 300$ GeV. The red lines correspond to $m_{H_1} = m_{H_2} = 150$ GeV, green lines $m_{H_1} = 150$ and $m_{H_2} = 300$ GeV, blue lines $m_{H_1} = 300$ GeV and $m_{H_2} = 150$ GeV and black lines to $m_{H_1} = m_{H_2} = 300$ GeV. $A_0 = 0$ GeV for all the lines. Full lines correspond to $\tan \beta < 0$ and dashed lines to $\tan \beta > 0$.

defined than in the CM SSM case. In these figures we find larger values for the branching ratios with respect to the CM SSM case with smaller values of m_A or $\tan \beta$.

How the $b \rightarrow s$ and a constraints are satisfied in this case?. The main difference between the CM SSM and the MFV model is the fact that now different scalar masses are independent and therefore it is possible to have light Higgs masses with heavy sfermions. Apart from this difference, the case of positive $\tan \beta$ is qualitatively similar to the CM SSM. In Fig. 13 we present the values of the Wilson coefficients C_7^H and $C_7^{\tilde{H}}$ for $\tan \beta > 0$ and $\tan \beta < 0$. For $\tan \beta > 0$ the situation is very similar to the situation we found in the CM SSM. The only difference is that we can find points with $BR(B_s \rightarrow \tau^+ \tau^-) > 5 \cdot 10^{-8}$ for comparatively smaller values of $\tan \beta$ and that we do find several points with $C_7^{\tilde{H}} > 1$ that change the total sign of C_7 , although they are always forbidden by the $B \rightarrow X_s \Gamma^+ \Gamma^-$ constraint as expected [49].

Regarding the $B_s - \bar{B}_s$ mass difference, we see in Fig. 7 that for $\tan \beta > 0$, the MFV case is still very similar to the CM SSM one. However we can see that now it is possible to change

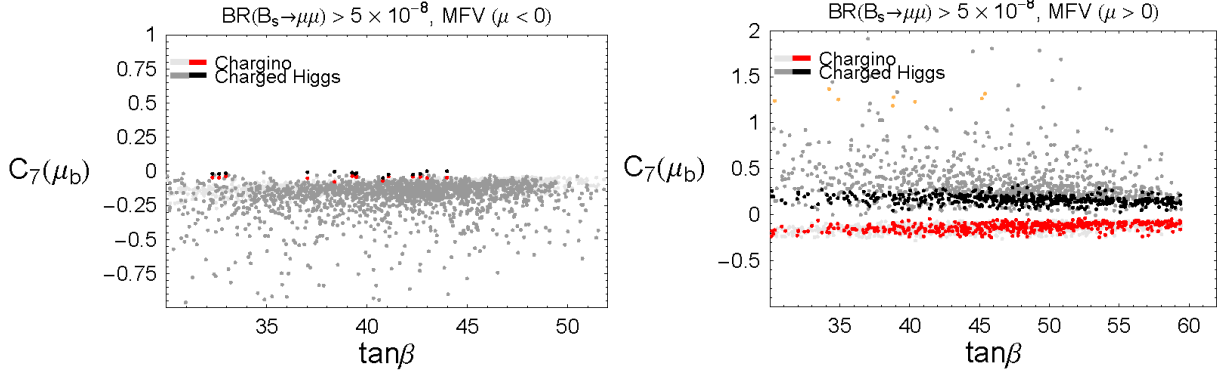


FIG. 13: Charged Higgs and chargino contributions to the C_7 Wilson coefficient in MFV as function of $\tan \beta$. The lower plots correspond to a large $B_s \rightarrow \mu^+ \mu^-$ scenario. Red points refer to chargino and black points to charged Higgs contributions. Orange points are points where C_7^{tot} changes sign although they are not allowed by the $B \rightarrow s \ell^+ \ell^-$ constraint. Grey points do not survive the FCNC constraints.

the sign of $\text{Re}(M_{12}^S)$ if we disregard the $(B_s \rightarrow \mu^+ \mu^-)$ constraint. Once we impose the new CDF and D constraint on $\text{BR}(B_s \rightarrow \mu^+ \mu^-)$, no sizeable change in M_{B_s} is possible and taking into account the theoretical errors as done in Fig. 8 the allowed points always agree with the recent experimental result from the CDF collaboration.

In all these plots, the main difference between the CMSSM and the MFV cases can be seen for $\mu < 0$. Once more $\mu < 0$ implies that both μ_0 and μ_j are negative. From Figs. 4 and 5 we can see that, as opposed to the CMSSM case, we can reach $\text{BR}(B_s \rightarrow \mu^+ \mu^-) \sim 10^{-6}$ with $\mu < 0$ consistently with all the constraints and for values of $\tan \beta$ as low as 40. This is due to the negative sign of the parameters μ_0 and μ_3 . In fact for $\mu > 0$ the factor $1 = (1 + \mu_0 \tan \beta)(1 + \mu_3 \tan \beta)$ can amount to a suppression by a factor 10 for $\tan \beta = 50$ and $\mu_0 = 0.012$ while it represents an enhancement factor of 20 for $\tan \beta = 40$ and $\mu_0 = 0.012$. Therefore, for the same values of M_A and $\tan \beta$ we can get an enhancement of two orders of magnitude when changing from $\mu > 0$ to $\mu < 0$.

The main question is how are the different indirect constraints satisfied for these points. From Fig. 13, we see that, in this case, both C_7^H and $C_7^{\tilde{\chi}}$ are negative as expected and both of them very small as required by the $b \rightarrow s$ constraint summing up to, at most, 0.05. This is possible only with a rather heavy spectrum although we want to keep the Higgses as light as possible in order to have a large $\text{BR}(B_s \rightarrow \mu^+ \mu^-)$. Similarly, even taking a conservative

a bound at 3 , only a rather heavy SUSY spectrum is allowed. However, in this model the Higgs masses are independent from the rest of the SUSY spectrum and hence we can still find sizable Higgs contributions to the decay $(B_s \rightarrow \tau^+ \nu)$. In any case it is clear from the density of points with large branching ratio that all these points require a certain degree of fine-tuning to satisfy these requirements.

Finally we discuss the dark matter constraints. From Figs. 9 and 10 we can see the regions of parameter space allowed by the dark matter constraints. The main difference between the CMSSM case and the general MFV scenario is the appearance of a new set of allowed points that correspond to neutralinos with a sizeable higgsino component. This has also been noted previously in models where the Higgs-mass parameter has been decoupled from the sfermion parameters [21, 22, 23]. Now the coupling of the Z-boson to an LSP pair is enhanced and the neutralinos annihilate through a Z-boson in the s channel. This situation is similar to the focus point region in the CMSSM. However, in contrast to the focus point situation, the sfermions and Higgs masses can be still of the order of a few hundred GeV. This leads to the observed smear-out of the different regions in the MFV scenario.

V. LARGE BR $(B_s \rightarrow \tau^+ \nu)$ COLLIDER PHENOMENOLOGY

In the first part of this section we assume that a branching ratio for the decay $B_s \rightarrow \tau^+ \nu$ has been measured between $8 \cdot 10^{-8}$ and 10^{-7} and explore the consequences for the phenomenology of high energy colliders [88]. In the second part we will briefly comment on the occurrence of flavour violating SUSY decays.

We have seen in the previous section, that such a large branching ratio for $B_s \rightarrow \tau^+ \nu$ requires a light pseudoscalar Higgs boson and large $\tan \beta$ as it scales as $\tan^6 \beta \approx m_{A^0}^4$. In the case of the CMSSM this indeed implies an upper bound of about 570 GeV and a lower bound on $\tan \beta$ of about 50 as can be seen in the left plot of Fig. 14 where the black points are those satisfying all low energy bounds while yielding the large branching ratio. In the right plot of Fig. 14 we see that these bounds get considerable weaker in the MFV case. The reason is that the tight correlations between the various SUSY masses is broken up and it is easier to satisfy the low energy constraints, in particular $b \rightarrow s$. Nevertheless we find a lower bound of about 20 for $\tan \beta$ and an upper one of about 950 GeV for m_{A^0} . In the CMSSM upper bounds on the masses of other particles are obtained, e.g. the chargino has

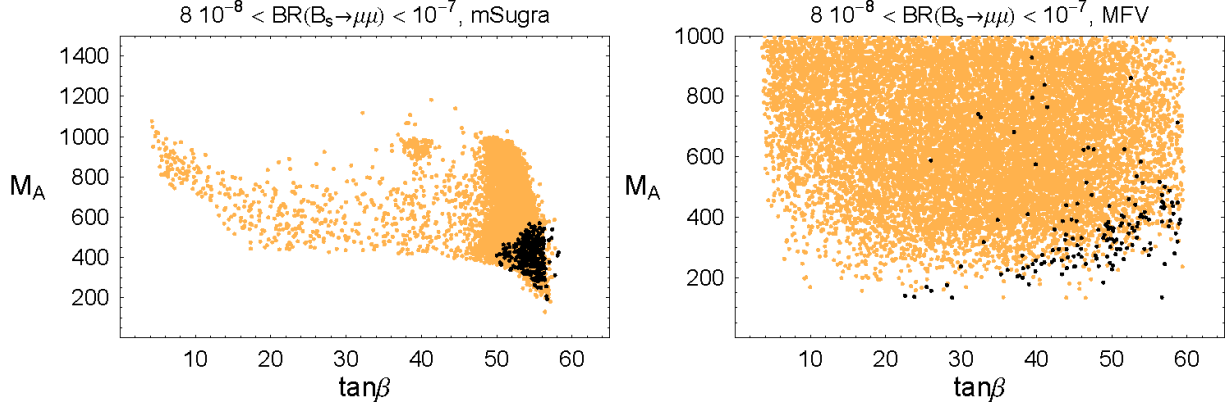


FIG. 14: Correlation between $\tan\beta$ and M_A in a large $B_s \rightarrow \mu\mu$ scenario. Orange points have $\text{BR}(B_s \rightarrow \mu\mu) < 8 \cdot 10^{-8}$; blue points have $8 \cdot 10^{-8} < \text{BR}(B_s \rightarrow \mu\mu) < 10^{-7}$.

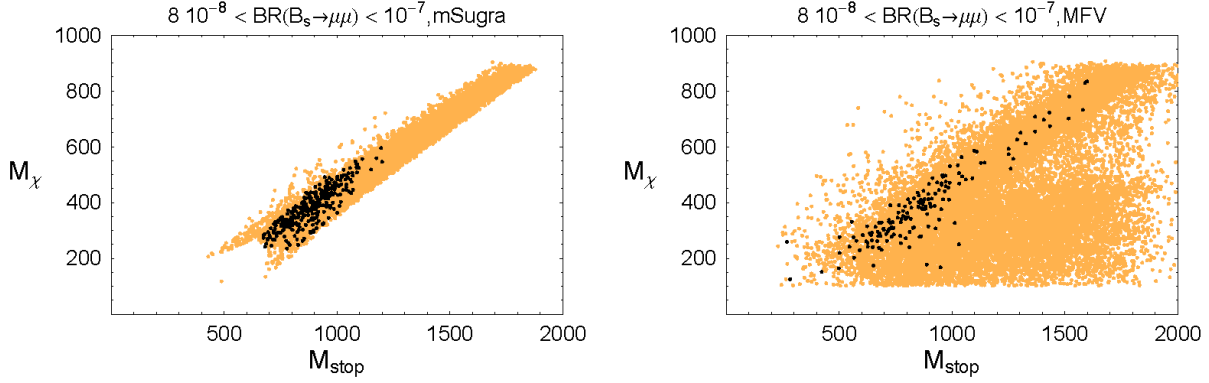


FIG. 15: Correlation between $M_{\tilde{\chi}}$ and $M_{\tilde{t}}$ in a large $B_s \rightarrow \mu\mu$ scenario. Orange points have $\text{BR}(B_s \rightarrow \mu\mu) < 8 \cdot 10^{-8}$; blue points have $8 \cdot 10^{-8} < \text{BR}(B_s \rightarrow \mu\mu) < 10^{-7}$.

to be lighter than 600 GeV as can be seen from Fig. 15 where $m_{\tilde{\chi}_1^+}$ is shown versus $m_{\tilde{t}_1}$. In the case of the MFV scenario the bound on $m_{\tilde{\chi}_1^+}$ is about 850 GeV. Note that the upper bound on $m_{\tilde{\chi}_1^+}$ implies in CMSSM (MFV) also an upper bound on $m_{\tilde{g}}$ of about 1.7 TeV (2.4 TeV). As a consequence the discovery of SUSY [89] is guaranteed in both scenario due to gluino production. An important question is if the heavier Higgs boson can be detected at LHC. In the CMSSM it turns out that in the region with large $\text{BR}(B_s \rightarrow \mu\mu)$ the heavier neutral Higgs bosons can be detected via their decays into the $\tilde{\chi}_1^0$ neutral state with 30 fb^{-1} , see [90] and references therein. In the region with $M_{A0} < 350 \text{ GeV}$ also the $\tilde{\chi}_1^0$ neutral state can be used in case of an integrated luminosity of 60 fb^{-1} . Also the charged Higgs bosons should be visible via its decay into $\tilde{\chi}_1^0 \tilde{\chi}_1^\pm$ [90]. In the case of the general MFV scenarios the regions with $\tan\beta < 25$ and/or $m_{A0} > 800 \text{ GeV}$ will most likely require larger

statistics for detecting the heavy Higgs bosons. In the MFV scenario and to a much lesser extent in the CMSSM scenario there are some points with $m_{H^\pm} < m_t - m_b$ implying that the branching ratio $t \rightarrow b^+ \gamma$ will be modified. Numerically we find that there are 3 (10) data points (out of 40000 points) in the region with $\text{BR}(B_s \rightarrow \tau^+ \nu) > 8 \cdot 10^0$ ($\text{BR}(B_s \rightarrow \tau^+ \nu) < 8 \cdot 10^0$) with a maximal value of $\text{BR}(t \rightarrow b^+ \gamma)$ of 12 (21) %.

We have also checked if the running from M_{GUT} down to $M_{\text{EW SB}}$ can induce any sizable flavour violating branching ratio in the decays of SUSY particles. As expected these decay branching ratios are in general very small, of the order 10^{-5} and below. There are a few points in the MFV scenario where BRs of the order 10^{-3} can be obtained e.g. for $\tilde{D}_1 \rightarrow \tilde{\nu}_1 c$ due to a kinematical suppression of $\tilde{D}_1 \rightarrow \tilde{\nu}_1 t$ and $\tilde{D}_1 \rightarrow \tilde{\nu}_2^0 b$. In these points \tilde{D}_1 is mainly a \tilde{D}_L and thus the coupling $\tilde{D}_1 \sim \tilde{\nu}_1^0 b$ is reduced due to the small hypercharge of Q_L implying a reduction in the decay mode $\tilde{D}_1 \rightarrow \tilde{\nu}_1^0 b$. However, it has to be expected that the SUSY background of $\tilde{S}_L \rightarrow \tilde{\nu}_1 c$ will be too large to observe this mode at LHC.

In the literature (for an incomplete list see [91, 92, 93, 94, 95, 96, 97, 98, 99, 100, 101, 102, 103, 104]) often an approximate solution of the $\tilde{t}_1 - c - \tilde{\nu}_1^0$ coupling is used which results from a one-loop integration of the flavour violating RGEs for $M_{Q,23}^2$ and $A_{u,23}$ [105] resulting in a mixing between e_L and \tilde{t}_1 . The projection of e_L onto \tilde{t}_1 can be written as:

$$= \frac{L \cos \theta_t + R \sin \theta_t}{m_{e_L}^2 - m_{\tilde{t}_1}^2} \quad (47)$$

$$L = \frac{g^2}{16\pi^2} \ln \frac{M_X^2}{m_W^2} V_{tb} K_{cb} Y_b^2 (M_{Q,23}^2 + M_{d_R,23}^2 + M_{H_1}^2 + A_b^2) \quad (48)$$

$$R = \frac{g^2}{16\pi^2} \ln \frac{M_X^2}{m_W^2} V_{tb} K_{cb} Y_b^2 m_t A_b \quad (49)$$

resulting in the $\tilde{t}_1 - c - \tilde{\nu}_1^0$ interaction

$$L = \frac{P}{2} \frac{g^4 N_{11}}{6} + \frac{g^4 N_{12}}{2} \quad \alpha_R \sim \tilde{t}_1 + \text{h.c.} \quad (50)$$

Here θ_t is the mixing angle between left- and right stops. All the quantities should be taken at the M_{GUT} as this is an one-step integration of the RGEs. Due to the largeness of m_t it can happen that all two-body decays of \tilde{t}_1 are kinematically suppressed or even forbidden at tree-level and that the main decay mode is $\tilde{t}_1 \rightarrow \tilde{\nu}_1^0 c$. In the MFV scenario we find indeed a couple of points where the tree-level decays are suppressed. These are the points shown in the lower left corner of Fig. 15. Depending on the coupling strength it might be

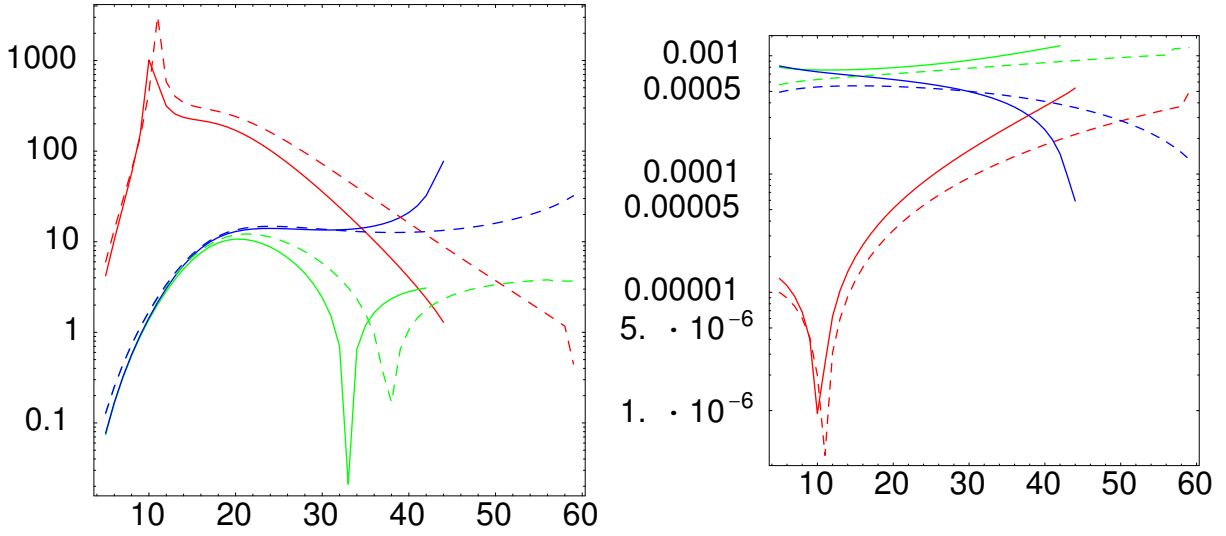


FIG. 16: Upper plot: approximate $\tilde{t}_1 \rightarrow c \tilde{\chi}_1^0$ coupling over the exact one as a function of $\tan \beta$ in the CMSSM. Lower plot: exact $\tilde{t}_1 \rightarrow c \tilde{\chi}_1^0$ couplings as a function of $\tan \beta$ in the CMSSM. The SUSY parameters are fixed as $m_{1=2} = 300 \text{ GeV}$, $m_0 = 500 \text{ GeV}$ and the blue lines correspond to $A_0 = 500 \text{ GeV}$ blue, green lines to $A_0 = 0 \text{ GeV}$ and red lines to $A_0 = -500 \text{ GeV}$. Full lines correspond to $A_0 < 0$ and dashed lines to $A_0 > 0$.

possible that \tilde{t}_1 hadronizes before decaying and therefore it is important to check the quality of this approximation. In Fig. 16 we show the ratio of the approximate coupling over the exact calculation using numerical solutions of the RGEs. One sees that for non-zero A_0 the approximation gives roughly the order of magnitude but can be off by a factor 100 in certain cases. Note, that this corresponds to a factor 10^4 in the partial width. In the case $A_0 = 0$ the difference can even be larger which is due to the smallness of the exact coupling. The minimum of the exact coupling around $\tan \beta = 10$ is due to a cancellation between the $\tilde{t}_L \rightarrow c_L$ mixing and the $\tilde{t}_R \rightarrow c_L$ which is not obtained within the approximation because the $\tilde{t}_R \rightarrow c_L$ is zero in this case. We have used the approximation formula for the calculation of the decay $\tilde{t}_1 \rightarrow c \tilde{\chi}_1^0$ getting a maximal branching ratio of $7 \cdot 10^3$ which is about a factor of 200 larger than the exact calculation. From this we conclude that results obtained using this approximate formula have to be taken with some care. From this we conclude that an observation of this decay mode $\tilde{t}_1 \rightarrow c \tilde{\chi}_1^0$ would be a clear indication of the existence of

non-minimal flavour violation structures.

VI. CONCLUSIONS

We have analysed flavour changing processes in a minimal flavour violating supersymmetric model at the GUT scale. Two examples of this kind have been studied and compared in more detail, the usual Constrained MSSM and a completely generic MFV model defined at the GUT scale. In the analysis of these models we have used two loop renormalization group equations taking into account for the first time the complete flavour structure in the running of the parameters. We have applied all the updated constraints available at the moment including the last measurement of the B_s mass difference by CDF and the dark matter relic abundance from the 3rd year results of the WMAP experiment.

The main objective of our analysis has been the study of the $B_s \rightarrow \ell^+ \ell^-$ decay. This decay rate is enhanced by additional powers of $\tan\beta$ when mediated by neutral Higgses. In both the generic MFV and even the CMSSM scenario we indeed find that enhancements of the $BR(B_s \rightarrow \ell^+ \ell^-)$ of several orders of magnitude are still possible consistently with all other constraints. This implies that the present bound from the D and CDF experiments can already rule out a large part of large $\tan\beta$ and small M_A region in the parameter space of these models.

In the CMSSM, large values (close to the current bound) for the $B_s \rightarrow \ell^+ \ell^-$ decay would necessarily imply a value of $\tan\beta > 50$, a light pseudoscalar, $M_A < 570$ GeV and positive sign of the μ parameter. These points of the parameter space can still satisfy the stringent $b \rightarrow s$ constraints due to the opposite sign of the chargino and charged-Higgs contributions. We have also checked explicitly that the new constraint from $BR(B \rightarrow X_s \ell^+ \ell^-)$ eliminate all the points of the parameter space where a large chargino contribution is able to reverse the sign of the C_7 Wilson coefficient. Unfortunately the new experimental results on the B_s mass difference are not effective to constrain the parameter space of the CMSSM once the $B_s \rightarrow \ell^+ \ell^-$ bounds are applied. This is due to the large theoretical uncertainty in the calculation of the B_s mass difference. With respect to the dark matter constraints, we have seen that the allowed points with sizeable flavour changing effects correspond to the funnel and coannihilation regions.

In the generic MFV model many of the well-defined regions observed in the CMSSM

scenario are smeared out due to the fact that the Higgs masses are now independent from the other soft-breaking parameters. Now, having $8 \cdot 10^8 \leq \text{BR}(B_s \rightarrow \mu^+ \mu^-) \leq 1 \cdot 10^7$ would only require $\tan \beta \approx 20$ and $M_A \approx 950 \text{ GeV}$. Moreover, it is still possible to obtain these large branching ratios with negative values of the μ parameter at the expense of some re-tuning to fulfil the $b \rightarrow s$ constraint and satisfying the a_μ bound at the 3σ level. As in the CMSSM case, the lack of more precise hadronic parameters in B_s decays prevents us to use the precise experimental results to further constrain the allowed parameter space. Furthermore we have seen that in a generic MFV scenario at the GUT scale a new set of points with a correct dark matter abundance appears, corresponding to neutralinos with a large higgsino component. These points can still have relatively light Higgses and sfermions compared to the focuspoint region of the CMSSM, and therefore their contribution to FCNC processes can be sizeable.

Finally we have also explored the phenomenology to be expected at collider experiments as LHC if a $8 \cdot 10^8 \leq \text{BR}(B_s \rightarrow \mu^+ \mu^-) \leq 1 \cdot 10^7$ is measured. The main feature of this scenario is that the SUSY spectrum is relatively light and SUSY should be discovered at LHC. The neutral and charged Higgses in this scenario should also be visible at the LHC. In some case with light m_H the branching ratio of the top quark into $b \mu^+ \mu^-$ will be modified from the SM expectations due to charged Higgs mediation. We have studied the flavour violating decay $t \rightarrow b \mu^+ \mu^-$ and we have found that large branching ratios are not found in contrast with the results in the literature obtained using approximate formulas.

Acknowledgements

E.L. and W.P. thank the "Institut für Theoretische Physik" of the University of Zurich where this work has been started for its hospitality. W.P. is supported by a MEC Ramón y Cajal contract, by Spanish grant FPA 2005-01269, by the European Commission Human Potential Program RTN network MRTN-CT-2004-503369 and by the European Science Foundation network grant N.860.V. acknowledges support from the Spanish MEC and FEDER under contract FPA 2005/01678 and Generalitat Valenciana under contract GV 05/267.

APPENDIX A : SFERMION MASS MATRIX

The 6×6 sfermion mass matrices are given by

$$M_{\tilde{f}}^2 = \begin{pmatrix} 0 & \\ & 1 \end{pmatrix} \begin{pmatrix} M_{\tilde{f}_L}^2 + (T_I^3 - Q_f \sin^2 \theta_W) \cos 2\beta_m^2 + M_f^2 & Y_{A_f} \frac{v}{\sqrt{2}} \cos \beta_m \\ Y_{A_f} \frac{v}{\sqrt{2}} \cos \beta_m & M_{\tilde{f}_R}^2 + Q_f \sin^2 \theta_W \cos 2\beta_m^2 + M_f^2 \end{pmatrix} \begin{pmatrix} 1 \\ 0 \end{pmatrix} ; \quad (A 1)$$

where

$$\begin{aligned} \cos \beta_m &= \cot \beta_m ; \quad \sin \beta_m = \frac{1}{\sqrt{2}} \quad \text{for } T_I^3 = \frac{1}{2} \\ \sin \beta_m &= \tan \beta_m ; \quad \cos \beta_m = \frac{1}{\sqrt{2}} \quad \text{for } T_I^3 = -\frac{1}{2} \end{aligned} ; \quad (A 2)$$

and Y_{A_f} are the trilinear matrices equal at M_{GUT} to $Y_{A_f} = Y_f A_f$. These matrices are diagonalized by the 6×6 unitary matrices U_f :

$$\text{diag}(M_{\tilde{f}_1}, \dots, M_{\tilde{f}_6}) = U_f^\dagger M_{\tilde{f}}^2 U_f ; \quad (A 3)$$

The 6×3 left and right block components of the mixing matrices are defined as:

$$U_f^{\dagger} = \begin{pmatrix} 6 \times 3 & 6 \times 3 \end{pmatrix} ; \quad (A 4)$$

In the avourblind scenario, the most important off-diagonal entry in the above squared mass matrices is the third generation LR mixing. Below we present the analytic expressions of the 2×2 stop system :

$$M_{\tilde{t}}^2 = \begin{pmatrix} 0 & \\ & 1 \end{pmatrix} \begin{pmatrix} M_{\tilde{t}_L}^2 & e^{i\gamma_t} M_{\tilde{t}_R}^2 \\ e^{i\gamma_t} M_{\tilde{t}_R}^2 & M_{\tilde{t}_R}^2 \end{pmatrix} \begin{pmatrix} 1 \\ 0 \end{pmatrix} ; \quad (A 5)$$

where

$$M_{\tilde{t}_L}^2 = m_{Q_3}^2 + \left(\frac{1}{2} - \frac{2}{3} \sin^2 \theta_W \right) \cos 2\beta_m^2 + m_t^2 ; \quad (A 6)$$

$$M_{\tilde{t}_R}^2 = m_{U_3}^2 + \frac{2}{3} \sin^2 \theta_W \cos 2\beta_m^2 + m_t^2 ; \quad (A 7)$$

$$M_{\tilde{t}_R}^2 = m_t A_t \cos \beta_m ; \quad (A 8)$$

$$\gamma_t = \arg[A_t \cos \beta_m] ; \quad (A 9)$$

The eigenvalues are given by

$$2m_{\tilde{t}_1 \tilde{t}_2}^2 = (M_{\tilde{t}_L}^2 + M_{\tilde{t}_R}^2) \mp \sqrt{(M_{\tilde{t}_L}^2 - M_{\tilde{t}_R}^2)^2 + 4(M_{\tilde{t}_R}^2)^2} ; \quad (A 10)$$

with $m_{\tilde{t}_1}^2 = m_{\tilde{t}_2}^2$. We parametrize the mixing matrix R^τ so that

$$\begin{pmatrix} B_{\tilde{t}_1}^C \\ B_{\tilde{t}_2}^C \end{pmatrix} = R^\tau \begin{pmatrix} B_{\tilde{t}_1}^B \\ B_{\tilde{t}_2}^B \end{pmatrix} = \begin{pmatrix} \cos \tau & \sin \tau \\ -\sin \tau & \cos \tau \end{pmatrix} \begin{pmatrix} B_{\tilde{t}_1}^A \\ B_{\tilde{t}_2}^A \end{pmatrix} ; \quad (A 11)$$

where τ is given in Eq. (A 9) and

$$\cos \tau = \frac{M_{\tilde{t}_R}^2}{M_{\tilde{t}_L}^2 + m_{\tilde{t}_L}^2} ; \quad \sin \tau = \frac{m_{\tilde{t}_L}^2}{M_{\tilde{t}_L}^2 + m_{\tilde{t}_L}^2} ; \quad (A 12)$$

APPENDIX B : CHARGINO MASS MATRIX

The chargino mass matrix

$$M^{\tilde{\chi}^+} = \begin{pmatrix} 0 & m_W \sin \theta_W \\ m_W \cos \theta_W & M_2 \end{pmatrix} \quad (B 1)$$

can be diagonalized by the biunitary transformation

$$U_j M^{\tilde{\chi}^+} V_k = m_{\tilde{\chi}_j^+} \delta_{jk} ; \quad (B 2)$$

where U and V are unitary matrices such that $m_{\tilde{\chi}_j^+}$ are positive and $m_{\tilde{\chi}_1^+} < m_{\tilde{\chi}_2^+}$.

APPENDIX C : NEUTRALINO MASS MATRIX

We define N_j as the unitary matrix which makes the complex symmetric neutralino mass matrix diagonal with positive diagonal elements:

$$N_j M^{\tilde{\chi}^0} N_k = m_{\tilde{\chi}_j^0} \delta_{jk} ; \quad (C 1)$$

where $m_{\tilde{\chi}_j^0} < m_{\tilde{\chi}_k^0}$ for $j < k$. In the basis:

$$= (B^0, W^0, H^a, H^b) ; \quad (C 2)$$

the complex symmetric neutralino mass matrix has the form

$$M^{\tilde{\chi}^0} = \begin{pmatrix} M_1 & 0 & m_Z \cos \theta_W & m_Z \sin \theta_W \\ 0 & M_2 & m_Z \cos \theta_W & m_Z \sin \theta_W \\ m_Z \cos \theta_W & m_Z \cos \theta_W & 0 & 0 \\ m_Z \sin \theta_W & m_Z \sin \theta_W & 0 & 0 \end{pmatrix} ; \quad (C 3)$$

APPENDIX D : LOOP FUNCTIONS

In this appendix, we collect the different loop functions in the text.

$$H_2(x; y) = \frac{x \log x}{(1-x)(x-y)} + \frac{y \log y}{(1-y)(y-x)} \quad (D 1)$$

$$S_0(x) = \frac{4x}{4(1-x)^2} - \frac{3x^3}{2(1-x)^3} \log x \quad (D 2)$$

$$f_1(x) = \frac{7+5x+8x^2}{6(1-x)^3} - \frac{2x}{(1-x)^4} \log x \quad (D 3)$$

$$f_2(x) = \frac{3x}{2(1-x)^2} + \frac{2x}{(1-x)^3} \log x \quad (D 4)$$

$$f_3(x) = \frac{1}{2(x-1)^3} (x^2 - 4x + 3 + 2 \ln x); \quad (D 5)$$

$$Y(x) = \frac{3x^3 + 2x^2}{2(x-1)^4} \log x + \frac{8x^3 + 5x^2 - 7x}{12(x-1)^3} \quad (D 6)$$

$$W(x) = \frac{32x^4 + 38x^3 + 15x^2 - 18x}{18(x-1)^4} \log x + \frac{18x^4 + 163x^3 - 259x^2 + 108x}{36(x-1)^3} \quad (D 7)$$

$$f_5(x) = \frac{x}{1-x} + \frac{x}{(1-x)^2} \log x \quad (D 8)$$

$$f_6(x) = \frac{38x}{6(1-x)^3} + \frac{4x}{(1-x)^4} \log x \quad (D 9)$$

$$f_7(x) = \frac{52}{6(1-x)^3} + \frac{6}{(1-x)^4} \log x \quad (D 10)$$

$$c_0(m_1^2; m_2^2; m_3^2) = \frac{m_1^2 \log \frac{m_1^2}{m_2^2}}{(m_1^2 - m_2^2)(m_1^2 - m_3^2)} + (m_1 \otimes m_2) + (m_1 \otimes m_3) \quad (D 11)$$

$$c_2(m_1^2; m_2^2; m_3^2) = \frac{3}{8} \frac{1}{4} \frac{m_1^2 \log \frac{m_1^4}{m_2^2}}{(m_1^2 - m_2^2)(m_1^2 - m_3^2)} + (m_1 \otimes m_2) + (m_1 \otimes m_3) \quad (D 12)$$

$$d_2(m_1^2; m_2^2; m_3^2; m_4^2) = \frac{1}{4} \frac{m_1^4 \log \frac{m_1^4}{m_2^2}}{(m_1^2 - m_2^2)(m_1^2 - m_3^2)(m_1^2 - m_4^2)} + (m_1 \otimes m_2) + (m_1 \otimes m_3) + (m_1 \otimes m_4) \quad (D 13)$$

[1] For a recent review, see

A. M. Asiero and O. Vives, Ann. Rev. Nucl. Part. Sci. 51 (2001) 161 [arXiv:hep-ph/0104027];

- A . M asiero and O . V ives, *New Jour. Phys.* 4 (2002) 4.
- [2] G . D 'Ambrosio, G . F . G iudice, G . Isidori and A . Strum ia, *Nucl. Phys. B* 645, 155 (2002) [[arXiv:hep-ph/0207036](#)].
- [3] M . D ine, R . G . Leigh and A . Kagan, *Phys. Rev. D* 48 (1993) 4269 [[arXiv:hep-ph/9304299](#)];
G . G . Ross, L . Velasco-Sevilla and O . V ives, *Nucl. Phys. B* 692 (2004) 50 [[arXiv:hep-ph/0401064](#)].
- For a review and further references see:
G . G . Ross, "Models of Ferm ion masses", Published in TASI 2000 ed. J. L. Rosner (W orld Scientific, New Jersey, 2001)
- [4] K . S . Babu and C . F . Kolda, *Phys. Rev. Lett.* 84 (2000) 228 [[arXiv:hep-ph/9909476](#)].
- [5] S . R . Choudhury and N . Gaur, *Phys. Lett. B* 451 (1999) 86 [[arXiv:hep-ph/9810307](#)].
- [6] G . Isidori and A . Retico, *JHEP* 0111 (2001) 001 [[arXiv:hep-ph/0110121](#)].
- [7] C . Bobeth, T . Ewerth, F . Kruger and J . Urban, *Phys. Rev. D* 66 (2002) 074021 [[arXiv:hep-ph/0204225](#)].
- [8] P . H . Chankowski and L . Slaw ianowska, *Phys. Rev. D* 63 (2001) 054012 [[arXiv:hep-ph/0008046](#)].
- [9] A . J . Buras, P . H . Chankowski, J . Rosiek and L . Slaw ianowska, *Phys. Lett. B* 546 (2002) 96 [[arXiv:hep-ph/0207241](#)].
- [10] A . J . Buras, P . H . Chankowski, J . Rosiek and L . Slaw ianowska, *Nucl. Phys. B* 659 (2003) 3 [[arXiv:hep-ph/0210145](#)].
- [11] S . Baek, P . K o and W . Y . Song, *JHEP* 0303 (2003) 054 [[arXiv:hep-ph/0208112](#)].
- [12] A . Dedes, H . K . Dreiner and U . Nierste, *Phys. Rev. Lett.* 87 (2001) 251804 [[arXiv:hep-ph/0108037](#)].
- [13] R . Amow itt, B . Dutta, T . Kam on and M . Tanaka, *Phys. Lett. B* 538 (2002) 121 [[arXiv:hep-ph/0203069](#)].
- [14] T . Ibrahim and P . Nath, *Phys. Rev. D* 67 (2003) 016005 [[arXiv:hep-ph/0208142](#)].
- [15] J . K . Mizukoshi, X . Tata and Y . Wang, *Phys. Rev. D* 66 (2002) 115003 [[arXiv:hep-ph/0208078](#)].
- [16] A . Dedes, H . K . Dreiner, U . Nierste and P . Richardson, [arXiv:hep-ph/0207026](#).
- [17] H . Baer, C . Balazs, A . Belyaev, J . K . Mizukoshi, X . Tata and Y . Wang, *JHEP* 0207 (2002) 050 [[arXiv:hep-ph/0205325](#)].

- [18] T. Blazek, S. F. King and J. K. Parry, Phys. Lett. B 589 (2004) 39 [arXiv:hep-ph/0308068].
- [19] G. L. Kane, C. Kolda and J. E. Lennon, arXiv:hep-ph/0310042.
- [20] J. R. Ellis, K. A. Olive and V. C. Spanos, Phys. Lett. B 624 (2005) 47 [arXiv:hep-ph/0504196].
- [21] S. Baek, Y. G. Kim and P. Ko, JHEP 0502 (2005) 067 [arXiv:hep-ph/0406033].
- [22] R. Dermisek, S. Raby, L. Roszkowski and R. Ruiz De Austri, JHEP 0304 (2003) 037 [arXiv:hep-ph/0304101].
- [23] J. Ellis, K. A. Olive, Y. Santoso and V. C. Spanos, arXiv:hep-ph/0603136.
- [24] A. Bartl, T. Gajdosik, E. Lunghi, A. Masiero, W. Porod, H. Stremnitzer and O. Vives, Phys. Rev. D 64, 076009 (2001) [arXiv:hep-ph/0103324].
- [25] N. Polonsky and A. Pomarol, Phys. Rev. D 51, 6532 (1995) [arXiv:hep-ph/9410231].
- [26] L. E. Ibanez, D. Lust and G. G. Ross, Phys. Lett. B 272 (1991) 251 [arXiv:hep-th/9109053]; G. G. Ross, arXiv:hep-ph/0411057.
- [27] S. Martin and M. Vaughn, Phys. Rev. D 50, 2282 (1994); Y. Yamada, Phys. Rev. D 50, 3537 (1994); I. Jack, D. R. T. Jones, Phys. Lett. B 333 (1994) 372.
- [28] D. N. Spergel et al., arXiv:astro-ph/0603449.
- [29] V. Abazov [D0 Collaboration], arXiv:hep-ex/0603029.
- [30] "Measurement of the $B_s - \bar{B}_s$ Oscillation Frequency", available at CDF's B-physics webpage: <http://www-cdf.fnal.gov/physics/new/bottom/bottom.html>
- [31] G. W. Bennett et al. [Muon g-2 Collaboration], Phys. Rev. Lett. 92, 161802 (2004) [arXiv:hep-ex/0401008].
- [32] M. Iwasaki et al. [Belle Collaboration], arXiv:hep-ex/0503044.
- [33] B. Aubert et al. [BABAR Collaboration], Phys. Rev. Lett. 93 (2004) 081802 [arXiv:hep-ex/0404006].
- [34] S. Eidelman et al. [Particle Data Group], Phys. Lett. B 592, 1 (2004).
- [35] [CDF Collaboration], hep-ex/0507091.
- [36] CDF Collaboration, Public note 8176.
D Collaboration, note 5009-CONF.
- [37] A. Dedes and A. Pilaftsis, Phys. Rev. D 67 (2003) 015012 [arXiv:hep-ph/0209306].
- [38] A. Brignole and A. Rossi, Phys. Lett. B 566 (2003) 217 [arXiv:hep-ph/0304081].
- [39] P. Paradisi, JHEP 0602 (2006) 050 [arXiv:hep-ph/0508054].

- [40] A. Masiaro, P. Paradisi and R. Petronzio, *arXiv hep-ph/0511289*.
- [41] A. M. Curiel, M. J. Herrero, W. Hollik, F. Merz and S. Penaranda, *Phys. Rev. D* 69 (2004) 075009 [*arXiv hep-ph/0312135*].
- [42] S. Kanemura, K. Matsuda, T. Ota, T. Shindou, E. Takasugi and K. Tsumura, *Phys. Lett. B* 599 (2004) 83 [*arXiv hep-ph/0406316*].
- [43] T. Ibrahim, P. Nath and A. P. Sinas, *Phys. Rev. D* 70 (2004) 035006 [*arXiv hep-ph/0404275*].
- [44] T. Ibrahim and P. Nath, *Phys. Rev. D* 71 (2005) 055007 [*arXiv hep-ph/0411272*].
- [45] W. Hollik, S. Penaranda and M. Vogt, *arXiv hep-ph/0511021*.
- [46] A. Abulencia et al. [CDF Collaboration], *Phys. Rev. Lett.* 95 (2005) 221805 [Erratum *ibid.* 95 (2005) 249905] [*arXiv hep-ex/0508036*];
V. M. Abazov et al. [D0 Collaboration], *Phys. Rev. Lett.* 94 (2005) 071802 [*arXiv hep-ex/0410039*].
- [47] G. Isidori and P. Paradisi, *arXiv hep-ph/0601094*.
- [48] A. J. Buras, P. H. Chankowski, J. Rosiek and L. Slawianowska, *Nucl. Phys. B* 619 (2001) 434 [*arXiv hep-ph/0107048*].
- [49] P. Gambino, U. Haisch and M. Misiak, *Phys. Rev. Lett.* 94, 061803 (2005) [*arXiv hep-ph/0410155*].
- [50] T. Huber, E. Lunghi, M. Misiak and D. Wyler, *arXiv hep-ph/0512066*.
- [51] M. Ciuchini, G. Degrassi, P. Gambino and G. F. Giudice, *Nucl. Phys. B* 527, 21 (1998) [*arXiv hep-ph/9710335*].
- [52] A. J. Buras, A. Czamecki, M. Misiak and J. Urban, *Nucl. Phys. B* 631, 219 (2002) [*arXiv hep-ph/0203135*]; A. J. Buras and M. Misiak, *Acta Phys. Polon. B* 33, 2597 (2002) [*arXiv hep-ph/0207131*].
- [53] F. M. Borzumati and C. Greub, *Phys. Rev. D* 58 (1998) 074004 [*arXiv hep-ph/9802391*].
- [54] F. M. Borzumati and C. Greub, *Phys. Rev. D* 59 (1999) 057501 [*arXiv hep-ph/9809438*].
- [55] C. Bobeth, M. Misiak and J. Urban, *Nucl. Phys. B* 567 (2000) 153 [*arXiv hep-ph/9904413*].
- [56] G. Degrassi, P. Gambino and G. F. Giudice, *JHEP* 0012, 009 (2000) [*arXiv hep-ph/0009337*].
- [57] M. Carena, D. Garcia, U. Nierste and C. E. M. Wagner, *Phys. Lett. B* 499, 141 (2001) [*arXiv hep-ph/0010003*].
- [58] G. Degrassi, P. Gambino and P. Slavich, *arXiv hep-ph/0601135*.
- [59] CLEO Collaboration (S. Chen et al.), *Phys. Rev. Lett.* 87, 251807 (2001).

- [60] Belle Collaboration (K. Abe et al.), Phys. Lett. B 511, 151 (2001).
- [61] Belle Collaboration (P. Koppenburg et al.), Phys. Rev. Lett. 93, 061803 (2004).
- [62] BaBar Collaboration (B. Aubert et al.), Phys. Rev. D 72, 052004 (2005).
- [63] BaBar Collaboration (B. Aubert et al.), hep-ex/0507001.
- [64] Heavy Flavor Averaging Group, arXiv:hep-ex/0603003.
- [65] T. Hurth, E. Lunghi and W. Porod, Nucl. Phys. B 704, 56 (2005) [arXiv:hep-ph/0312260].
- [66] P. L. Cho, M. Misiak and D. Wyler, Phys. Rev. D 54, 3329 (1996) [arXiv:hep-ph/9601360].
- [67] S. Bertolini, F. Borzumati, A. Masiero and G. Ridol, Nucl. Phys. B 353, 591 (1991).
- [68] H. E. Haber and G. L. Kane, Phys. Rept. 117, 75 (1985).
- [69] T. Moroi, Phys. Rev. D 53, 6565 (1996) [Erratum -ibid. D 56, 4424 (1997)] [arXiv:hep-ph/9512396].
- [70] G. W. Bennett [Muon Collaboration], arXiv:hep-ex/0602035.
- [71] F. Jegerlehner, Nucl. Phys. Proc. Suppl. 126 (2004) 325 [arXiv:hep-ph/0310234].
- [72] [ALEPH Collaboration], arXiv:hep-ex/0602042.
- [73] J. R. Ellis, K. A. Olive, Y. Santoso and V. C. Spanos, Phys. Lett. B 565, 176 (2003) [arXiv:hep-ph/0303043].
- [74] G. Belanger, S. Kraml and A. Pukhov, Phys. Rev. D 72, 015003 (2005) [arXiv:hep-ph/0502079].
- [75] D. M. Pierce et al., Nucl. Phys. B 491 (1997) 3.
- [76] W. Porod, in preparation
- [77] G. Degrassi, P. Slavich and F. Zwimer, Nucl. Phys. B 611 (2001) 403.
- [78] A. Brignole, G. Degrassi, P. Slavich and F. Zwimer, Nucl. Phys. B 631 (2002) 195.
- [79] A. Brignole, G. Degrassi, P. Slavich and F. Zwimer, Nucl. Phys. B 643 (2002) 79.
- [80] A. Dedes, G. Degrassi and P. Slavich, Nucl. Phys. B 672 (2003) 144.
- [81] A. Dedes and P. Slavich, Nucl. Phys. B 657 (2003) 333.
- [82] B. C. Allanach, A. Djouadi, J. L. Kneur, W. Porod and P. Slavich, JHEP 0409 (2004) 044.
- [83] C. Bobeth, A. J. Buras, F. Krüger and J. Urban, Nucl. Phys. B 630 (2002) 87 [arXiv:hep-ph/0112305].
- [84] T. Goto, Y. Okada, Y. Shimizu and M. Tanaka, Phys. Rev. D 55 (1997) 4273 [Erratum -ibid. D 66 (2002) 019901] [arXiv:hep-ph/9609512].
- [85] S. Baek, T. Goto, Y. Okada and K. i. Okumura, Phys. Rev. D 64 (2001) 095001

- [arXiv:hep-ph/0104146].
- [86] T. Ibrahim and P. Nath, Phys. Rev. D 62 (2000) 015004 [arXiv:hep-ph/9908443].
- [87] P. Ball and R. Fleischer, arXiv:hep-ph/0604249.
- [88] A. Dedes and B. T. Human, Phys. Lett. B 600 (2004) 261 [arXiv:hep-ph/0407285].
- [89] S. Asai [ATLAS and CMS Collaborations], Eur. Phys. J. direct C 4S1 (2002) 17.
- [90] A. Djouadi, arXiv:hep-ph/0503173.
- [91] H. Baer, J. Sender and X. Tata, Phys. Rev. D 50 (1994) 4517 [arXiv:hep-ph/9404342].
- [92] T. Kon and T. Nonaka, Phys. Rev. D 50 (1994) 6005 [arXiv:hep-ph/9405327].
- [93] J. Sender, Phys. Rev. D 54 (1996) 3271.
- [94] W. Porod and T. W. Ohm ann, Phys. Rev. D 55 (1997) 2907 [Erratum -ibid. D 67 (2003) 059902] [arXiv:hep-ph/9608472].
- [95] M. Hosch, R. J. Oakes, K. Whisnant, J. M. Yang, B. L. Young and X. Zhang, Phys. Rev. D 58 (1998) 034002 [arXiv:hep-ph/9711234].
- [96] W. Porod, Phys. Rev. D 59 (1999) 095009 [arXiv:hep-ph/9812230].
- [97] C. Boehm, A. Djouadi and Y. Mambrini, Phys. Rev. D 61 (2000) 095006 [arXiv:hep-ph/9907428].
- [98] D. Restrepo, W. Porod and J. W. F. Valle, Phys. Rev. D 64 (2001) 055011 [arXiv:hep-ph/0104040].
- [99] A. Djouadi, M. Guchait and Y. Mambrini, Phys. Rev. D 64 (2001) 095014 [arXiv:hep-ph/0105108].
- [100] S. P. Das, A. Datta and M. Guchait, Phys. Rev. D 65 (2002) 095006 [arXiv:hep-ph/0112182].
- [101] W. Porod, Comput. Phys. Commun. 153 (2003) 275 [arXiv:hep-ph/0301101].
- [102] S. P. Das, A. Datta and M. Guchait, Phys. Rev. D 70 (2004) 015009 [arXiv:hep-ph/0309168].
- [103] M. Muhle itner, A. Djouadi and Y. Mambrini, Comput. Phys. Commun. 168 (2005) 46 [arXiv:hep-ph/0311167].
- [104] T. Han, K. I. Hikasa, J. M. Yang and X. m. Zhang, Phys. Rev. D 70 (2004) 055001 [arXiv:hep-ph/0312129].
- [105] K. Hikasa and M. Kobayashi, Phys. Rev. D 36 (1987) 724.