

# A vertex-structure model for new direct CP-violating effects in $\bar{B}^0(B^0) \rightarrow K_S$ and in $B \rightarrow \pi^0(\pi^\pm)$

Saul Barshay and Georg Kremer<sup>y</sup>

III. Physikalisches Institut A

RWTH Aachen

D-52056 Aachen

February 8, 2020

## Abstract

We consider effective Lagrangian models of CP-violating vertex structure in which a  $b \rightarrow uW$  vertex, proportional to  $s_{13}e^{i\phi_{13}}$  with  $s_{13}$  very small (milliweak interaction) and  $\phi_{13}$  large, is dynamically generated. A consequent, enhanced CP-violating vertex for  $b \rightarrow sg$  results in an enhanced CP-violating phase in the ratio of amplitudes for  $\bar{B}^0(B^0) \rightarrow K_S$ . We estimate that this can significantly change the  $S$  parameter from the value expected in the standard model.

The current measurements [1, 2] of the  $S$  parameter in the decays  $\bar{B}^0(B^0) \rightarrow K_S$ , which at the quark level, are induced by a  $b \rightarrow sg$  closed-loop (penguin) transition, with the gluon ( $g$ ) converting to an  $s\bar{s}$  pair ( $g \rightarrow s\bar{s}$ ), suggest the presence of new<sup>F1</sup> CP-violating physics, which gives rise to a new phase factor in the ratio of decay amplitudes. The tendency of  $\sin 2\beta$  to deviate from the expected value of  $0.7$  in the standard model for indirect CP violation, as measured in the decays to  $J/\psi K_S$  [3, 4], is present in other processes which involve the  $b \rightarrow sg$  transition, in particular  $B^0 K_S$  [1, 2]. This decay also involves a sizable mesonic  $s\bar{s}$  component amplitude when  $g \rightarrow s\bar{s}$ , in this case for  $\pi^0$  instead of  $\pi^\pm$ . In general, consideration of additional<sup>F1</sup> CP-violating physics in the  $b \rightarrow sg$  transition implies the possibility of additional, related physics in the transition

---

barshay@kremerho.de

<sup>y</sup>georg@kremerho.de

<sup>F1</sup>By new, we mean CP-violating amplitudes in addition to those implied by the unitarized, effective CKM matrix for quark mixing.

$b \rightarrow d\gamma$ . One of our purposes in this paper, is to point out that there may well be an early indication of a new physics effect in the recent data [5, 6] concerning direct CP-violating asymmetries in the charged decays  $B \rightarrow \pi^0(\gamma)$ . This rather subtle point has not been noted before; it involves the sign of the CP-violating asymmetry for  $\pi^0$  relative to that for  $\gamma$ . The present data give a suggestion that the relative sign of these two related asymmetries may be negative [5, 6]. The averaged asymmetry in partial rates  $(B \rightarrow B^+)(B \rightarrow B^+)$  is  $0.11 \pm 0.08$  for  $\pi^0$ ; it is  $0.15 \pm 0.15$  for  $\gamma$  [6]. Both BaBar and Belle now [6] give a negative asymmetry for  $\pi^0$ , and a positive asymmetry for  $\gamma$ . Asymmetries with absolute values similar to this data were predicted long ago [7]. But the predicted asymmetries have a positive relative sign. We show that an indication of additional physics might be contained in the possibility that the relative sign is negative. Within a model for vertex structure, we relate hypothetical, additional CP-violating physics in  $b \rightarrow s\gamma$  to that in  $b \rightarrow d\gamma$ . The primary purpose of this paper is to describe a model of vertex structure which gives rise to a new CP-violating phase  $2\alpha_{np}$ , in the ratio of amplitudes for  $\bar{B}^0(B^0) \rightarrow K_S$ . This new phase causes a downward change in the S parameter, estimated below as  $\sin 2\alpha \rightarrow \sin(2\alpha - 2\alpha_{np}) = 0.2$  [8]. The model also gives rise to an additional amplitude which contributes to  $B \rightarrow \pi^0(\gamma)$ . This amplitude contains the CP-violating phase factor  $e^{i\alpha_{13}}$  [9]. In interference with the previously calculated [7] decay amplitude for  $\pi^0$ , the amplitude could cause the asymmetry for  $\pi^0$  relative to that for  $\gamma$  to be negative. This result is a natural consequence of the fact that the relative sign of the  $\bar{s}s$  component amplitude in  $\pi^0$  and that in  $\gamma$ , is negative [10].<sup>F 2</sup>

The empirical pattern of mixing in the quark sector [9] indicates that there is a single, intrinsically very small mixing angle (sine)  $s_{13} < 10^{-1}$  of either of the other two mixing angles  $s_{23}; s_{12}$ . This angle is associated with the KM CP-violating [11] phase  $\alpha_{13}$ ,<sup>F 3</sup> which as presently approximately determined, is a large phase ( $> 45^\circ$ ) [9]. This coincidence of a large phase and a very small mixing angle could suggest that there exists some kind of milliweak interaction which grossly violates CP invariance [12]. This interaction could dynamically give rise to a sizable CP-violating phase in  $b \rightarrow uW$ , which appears together<sup>F 3</sup> with a very small mixing parameter associated with the milliweak strength. In order to obtain the phenomenological, numerical results below, which are directly relevant to the above anomalous properties of CP violation in B decays, we assume that if

---

<sup>F 2</sup> The magnitude of the  $\bar{s}s$  component amplitude in  $\pi^0$  is about 1.4 times larger than that in  $\gamma$ , for an SU(3) singlet-octet mixing angle of  $\approx 20^\circ$  [10], and is about twice as large as the  $\bar{u}u$  ( $\bar{d}d$ ) component in  $\pi^0$ .

<sup>F 3</sup> The standard form of the CKM matrix [9], which has the  $b \rightarrow uW$  vertex element parameterized as  $s_{13}e^{i\alpha_{13}}$ , can be presented in alternative forms [11]. The point of view of this paper is that the standard form incorporates the possibility of a dynamical generation of the  $b \rightarrow u$  element. The appearance of the combination  $s_{13}e^{i\alpha_{13}}$  in small parts of other elements is a consequence of enforcing unitarity of the effective CKM matrix.

there is an underlying dynamical structure in the  $b \rightarrow uW$  transition, then there will be evidence for this from additional vertices which violate CP invariance explicitly. The model takes as a specific, simple example, the  $b \rightarrow uW$  vertex shown in Fig. (1a). Clearly then, the diagrams in Fig. (1b) induce new, related vertices for  $b \rightarrow sg$  and for  $b \rightarrow dg$ . We estimate these now, and apply the results to  $\bar{B}^0 (B^0) \rightarrow K_S$ , and then to  $B \rightarrow \pi^0 (\pi^\pm)$ .

Our first example of a CP-violating, effective interaction for the vertex in Fig. (1a) is written as

$$H_e = e s_{13} e^{-i\delta_{13}} \frac{g_s g}{M^3} \bar{u}^a \gamma^\mu b^a G^a_\mu W + \text{herm : conj:} \quad (1)$$

where  $g^2 = 8M_W^2 = G_F^{-1}$ , the Fermi coupling,  $g_s^2 = 4\pi\alpha_s$ , the QCD coupling,  $M$  is a mass parameter,  $e = 1$ , the  $b$  and  $u$  are the  $b$  and  $u$  quark fields, and  $G^a_\mu = (\partial_\mu G^a - \partial^a G_\mu)$  and  $W_\mu$  are the gluon and  $W$  field tensors, respectively (we do not consider the quadratic terms). The  $a$  are the SU(3)-color matrices [13],  $a = 1 :: 8$ . Using  $M = m_W$  in (1), the new effective vertex for  $b \rightarrow sg$ , estimated from the graph in Fig. (1b) in the approximation of retaining the leading terms in the intermediate-state  $W$  four-momentum, and of taking the integration variable from zero to an upper limit of  $m_W^2$  is  $F^4$

$$V_{\text{new}} = e s_{12} s_{13} e^{-i\delta_{13}} \frac{P}{2G_F} \frac{g_s}{16\pi^2} (0.43 m_W) \bar{s}^a (\not{q} - \not{q}') b \quad (2)$$

where  $b_{R,L} = 1/2(1 \pm \gamma_5)b$  denote right and left-handed components formed from  $b$  spinors, and  $q$  and  $q'$  are the gluon four-momentum and polarization vector, respectively ( $\not{q} = \not{q}'$ ). This vertex is enhanced by a numerically large ratio of masses, relative to the dominant contribution to the standard-model, penguin-type vertex  $b \rightarrow sg$  from the  $c$  and  $u$  quark intermediate states in particular,  $(V(c) + V(u))$ , with [14, 15]

$$V(c) = s_{23} \frac{P}{2G_F} \frac{g_s}{16\pi^2} F_1(m_W^2, m_c^2) \bar{s}^a (\not{q}^2 = q^2 - \not{q}) b \quad (3a)$$

$$V(u) = s_{12} s_{13} e^{-i\delta_{13}} \frac{P}{2G_F} \frac{g_s}{16\pi^2} F_1(m_W^2, m_c^2) \bar{s}^a (\not{q}^2 = q^2 - \not{q}) b \quad (3b)$$

and

$$F_1(m_W^2, m_c^2) = \frac{2}{3} \ln \frac{m_W^2}{m_c^2} = 5.5$$

$$F_1(m_W^2, m_u^2) = \frac{2}{3} \ln \frac{m_W^2}{m_u^2} = 13.8$$

---

<sup>F 4</sup>The S-matrix is calculated as  $i(2\pi)^4 (P_{\text{in}} - P_{\text{out}}) V$ , where  $P_{\text{in}}$  and  $P_{\text{out}}$  denote initial and final total energy-momentum. Power counting gives a quadratic integral over four-momentum. The cut-off is assumed to be a consequence of form factors in  $H_e$ .

for  $m_W = 80 \text{ GeV}$ ,  $m_c = 1.25 \text{ GeV}$ ,  $m_u = 2.5 \text{ MeV}$ . Using the empirical [9] mixing angles with  $s_{12}s_{13} = (s_{12}^2=2.5)s_{23} = 0.02s_{23}$ ,  $(c_{12};c_{23};c_{13} = 1)$ , and using  $\theta_{13} = 90^\circ$ , the magnitude of the CP-violating phase of the full vertex,  $\delta$ , which comes from the term (3b), is at most of the order of  $(0.02)(13.8=5.5) = 0.05$ , quite small. This is the origin of the result that the S parameter for  $\overline{B}^0(B^0) \rightarrow K_S$  should not deviate by more than about 0.07 from  $\sin 2\theta = 0.7$ , where  $S_{K_S} = \text{Im} e^{i(2\theta + \delta)}$ . Apart from the common factor of  $s_{12}s_{13}e^{i\theta_{13}}$ , the effective magnitude of the new vertex is enhanced by a factor of order  $(0.43m_W = \frac{p}{q^2})F_1(m_W^2=m_c^2) = 86/13.8 = 6$ , as is evident by comparison of the dimensional quantities in Eq. (2) and Eq. (3b), for relevant  $q^2 > 0$  [15]. This gives rise to a new, sizable CP-violating phase  $\alpha_{np}$  in the ratio of amplitudes  $A(\overline{B}^0 \rightarrow K_S) = A(B^0 \rightarrow K_S) = e^{2i\alpha_{np}}$ , where for  $e = 1; \sin \theta_{13} = 1$ , and a typical  $q^2 = (0.4 \text{ GeV})^2$ , we illustrate a numerical value

$$\begin{aligned} \alpha_{np} &= \tan^{-1} \frac{(s_{12}s_{13}(0.43m_W = \frac{p}{q^2}))}{s_{23}F_1(m_W^2=m_c^2)} = \tan^{-1} \frac{86}{5.5} \frac{s_{12}^2}{2.5} \\ &= \tan^{-1}(6s_{12}^2) = \tan^{-1}(0.3) = 17^\circ \end{aligned} \quad (4)$$

For this example, the S parameter becomes

$$S_{K_S} = \sin(2\theta - 2\alpha_{np}) = \sin(11^\circ - 0.2) \quad (5)$$

An empirical average of  $0.34 \pm 0.20$  [1] is recently updated as about (preliminary)  $0.47 \pm 0.26$  [2]. Also deviating downward at BaBar,  $S_{K_S} = 0.36 \pm 0.13$  [2]. If these sizeable deviations are established by further data, there must be additional CP-violating physics. The example of a downward change in the S parameter in Eq. (5) is the main result of this model. Below, we show in addition that the related new vertex for  $b \rightarrow d\gamma$ , with sign and enhanced magnitude now fixed, can contribute a dominant negative amplitude in  $B \rightarrow \pi^0$ , which can result in a CP-violating asymmetry opposite in sign to that in  $B \rightarrow \pi^+$ . Note that the vertex in Fig. (1a) gives rise to an amplitude for  $b \rightarrow uW$ , via the graph in Fig. (2). This effective vertex, again estimated in the approximation<sup>F4</sup> of retaining the leading term in the intermediate-state gluon four-momentum, and of taking the integration variable from zero to  $m_W^2$  is

$$V = es_{13}e^{i\theta_{13}} \frac{g}{2} \frac{p}{2} \frac{8}{3} \frac{p}{2} \frac{g_s^2}{16} \frac{1}{2} \bar{u} \frac{(p_W - p_W - p_W - p_W)}{m_W} b \quad (6)$$

This vertex has a small strength magnitude relative to the  $s_{13}e^{i\theta_{13}}(g/2)(g/2)$  of the standard CKM element, of the order of  $s(8/2=12) = 0.06$ , for  $s = 0.2$ .

We give an additional example of an effective interaction for the vertex in Fig. (1a). This interaction allows us to explicitly illustrate the dynamical generation of a vectorial term proportional to  $s_{13}e^{i\theta_{13}}$ , which contributes to the  $b \rightarrow uW$

element of the effective CKM matrix. This CP-violating effective interaction<sup>F 5</sup> is

$$H_e^0 = e^0 s_{13} e^{i\phi_{13}} \frac{g_s g}{M^2} \bar{u}_L \gamma^\mu b_L G_{\mu W} + \text{herm conj} \quad (7)$$

The effective vertex analogous to (6) is, for  $M = m_W$ ,

$$V^0 = e^0 s_{13} e^{i\phi_{13}} \frac{g}{2} \frac{1}{2} (8 \frac{p}{2}) \frac{g_s^2}{16} \bar{u}_L \gamma^\mu b_L \quad (8)$$

The dynamically-generated strength magnitude is then about 18% of the standard CKM element ( $e^0 = 1$ ). The vertices for  $b \rightarrow s(d)g$  generated from (7) via graphs as in Fig. 1(b), are small; they do not contain the enhancement factor proportional to  $(m_W = \frac{p}{Q})$ .<sup>F 6</sup>

To clearly present the issue of the CP-violating asymmetries in the partial rates for  $B \rightarrow \pi^0(\gamma)$ , we briefly summarize the basis [7] for these decays being the first place, together with  $B \rightarrow K$ , [17, 5, 6] where direct CP violation is observed in the decays of a charged particle. The averaged asymmetry in  $K$  is  $0.33 \pm 0.12$  [6], as predicted [17]. The phenomenological "bare"<sup>F 7</sup> amplitudes, corresponding to the quark diagrams in Figs. (3a,b) are

$$\begin{aligned} A_+ &= (0.57)(0.25)(f_{a_1} + f_{a_2}) m_B^2 G_F = \frac{p}{2} (s_{13} e^{i\phi_{13}}) \\ &\quad (0.14)(a_1 + a_2) f m_B^2 G_F = \frac{p}{2} (s_{13} e^{i\phi_{13}}) \\ A_- &= (0.4)(0.25)(f_{a_1} + f_{a_2}) m_B^2 G_F = \frac{p}{2} (s_{13} e^{i\phi_{13}}) \\ &\quad (0.1)(a_1 + a_2) f m_B^2 G_F = \frac{p}{2} (s_{13} e^{i\phi_{13}}) \end{aligned} \quad (9)$$

The first factor is the weight of the  $\bar{u}u$  component in  $\pi^0$ , for a mixing angle of  $20^\circ$  [10]. The following two factors occur in the model [18, 19] for exclusive B decays which we have used [7] in going from quark diagrams to the matrix elements for physical hadrons. The parameters  $a_1 = 1$  and  $a_2 = 0.2$  (s), refer to the strength of two parts of the model's effective weak interaction involving four quarks [18], where the terms proportional to  $a_2$  are a simple phenomenological parametrization of effects which are assumed to arise from hard-gluon corrections to the basic charged-current interaction (terms in  $a_1$ ).<sup>F 8</sup> The  $f$  are pseudoscalar-meson decay constants, which arise in going to physical hadrons, as explicitly

<sup>F 5</sup> We note that a hypothetical interaction of this form, with the changes  $u \rightarrow b, W \rightarrow Z$ ,  $M = m_Z$  and a real coupling, has been studied in connection with motivating searches for CP-violating effects in 3 and 4-jet decays of the  $Z$ . See reference 16 and earlier references therein.

<sup>F 6</sup> Power counting gives a logarithmic integral over four-momentum.

<sup>F 7</sup> The "bare" amplitudes become physical amplitudes after acquiring calculated [7] phases from strong final-state interactions involving inelastic transitions  $c \rightarrow s$  ( $0$ ).

<sup>F 8</sup> The original model [18] used  $a_2 = 0.2$  for exclusive decays of heavy quarks. Subsequent arguments [19], suggest that the parameter is  $\sim 0.2$  at a momentum scale relevant for the b quark. In our early calculation [7] for  $\pi^0$ , we used  $a_2 = 0.2$ . Here, we use  $a_2 = 0.2$  and give resulting estimates for rates and asymmetries.

indicated in Figs. (3a,b,c). In our numerical estimates we use  $f = f_0 = f$  [20]. The decay model [18] involves "overlap" parameters  $F^{B \rightarrow \pi^0}$ , which arise as also indicated in Figs. (3a,b,c). For our present numerical estimates, it suffices to approximate these three measures of matrix-element strength by a single value, 0.25 [7]. We recall that the dynamical origin of the CP-violating asymmetries has two essential elements. There is the interference of the amplitudes in Eqs. (9) (containing the KM CP-violating phase  $\delta_{13}$ ), with an amplitude  $A_c / a_2 s_{23}$ , corresponding to the  $\bar{cc}$  diagram in Fig. (3b). Then there is the fact that the physical decay amplitudes contain calculated [7] phases from strong final-state interactions involving inelastic transitions  $\pi_c \rightarrow \pi^0$ . These transitions depend upon coupling parameters  $g_c$  and  $g_{c^0}$ , whose (similar) absolute magnitude is determined [7] from data on  $\pi_c \rightarrow \pi^0 + \pi^0$ .<sup>F 9</sup> Our results for branching ratios (b r:)  $\pi_c$  and asymmetries  $a_{\pi^0}$  (updated<sup>F 8,F 9</sup> from reference 7) are

$$\begin{aligned} \text{(b r:)} \quad \pi_c &= 4.8 \cdot 10^{-6} & a_{\pi_c} &= (3-7)\% \\ \text{(b r:)} \quad \pi_{c^0} &= 2.3 \cdot 10^{-6} & a_{\pi_{c^0}} &= (5-12)\% \end{aligned} \quad (10)$$

The larger asymmetry magnitudes are for  $f_c = 310 \text{ MeV}$ , instead of  $f_c = f$  [7]. The branching ratios agree with the data [21].

These results could be changed by the presence of a significant amplitude arising from the quark diagrams in Fig. (3c).<sup>F 10</sup> This amplitude is enhanced relative to a standard-model magnitude, by the same new physics as we have discussed above for the possible enhanced, amplitude phase in  $K_S$ . We use the enhanced transition for  $b \rightarrow dg$  that is implied by the enhanced transition for  $b \rightarrow sg$  (Fig. (1b)). The enhanced amplitude from Fig. (3c) contributes mostly<sup>F 2</sup> to  $\pi^0$  via the positive  $\bar{s}s, \bar{u}u$  and  $\bar{d}d$  component amplitudes in  $\pi^0$ ; this amplitude is opposite in sign ( $e = -1$ ) to the  $A_0$  in Eq. (9). Added to  $A_0$ , it can change the sign of a new full amplitude  $A_0$ . Then,  $A_0$  in interference with  $A_c$ , gives a changed sign for the asymmetry in  $\pi^0$ . We calculate a rough numerical example to illustrate that the enhanced magnitude of the amplitude from Fig. (3c) could effect this change of sign. Leaving out factors in the physical amplitude derived from Fig. (3c) which are in common with those of  $A_0$  in Eq. (9) (from Figs. (3a,b)), then simply changing the sign of  $A_0$ , while retaining the magnitude

<sup>F 9</sup> With  $a_2 > 0$ ,  $g_c = g_{c^0} < 0$  gives negative asymmetries for  $\pi_c$  and for  $\pi_{c^0}$ , (since in this model, the asymmetry sign depends upon the sign of the product  $a_2 g_{c^0}$ ). This sign for  $g_{c^0}$  is the same as that for  $g_0$ , as given by an SU(3) argument [7]. It is possible to obtain a positive asymmetry for  $\pi^0$  by having  $g_{c^0} > 0$ . This paper illustrates a different, dynamical possibility for having asymmetries of opposite sign in  $\pi^0$  and  $\pi_c$ , within the framework of the same new CP-violating physics as discussed for  $K_S$ .

<sup>F 10</sup> In our numerical estimates, we take the same amplitude for  $g \rightarrow \bar{s}\bar{s}; \bar{u}\bar{u}; \bar{d}\bar{d}$ . We do not consider effects of  $g \rightarrow \bar{c}\bar{c}$ , assumed to be relatively suppressed, upon  $A_c$  [7].

requires relevant factors from the enhanced amplitude to satisfy<sup>F 11</sup>

$$\begin{aligned} & \frac{p}{2} \frac{g_s}{2} \frac{g_s}{16^2} \frac{g_s}{2} \frac{1}{2} \frac{16}{3} \frac{0.43m_W}{p \frac{1}{q^2}} \frac{4}{p \frac{1}{6}} \\ & = 2 \frac{1}{p \frac{1}{2}} (a_1 + a_2) \frac{1}{p \frac{1}{6}} \end{aligned} \quad (11)$$

For  $s = 0.2$ ,  $p \frac{1}{q^2} = 0.4 \text{ GeV}$ ,  $(a_1 + a_2) = 1.2$ , Eq. (11) reads numerically

$$\frac{1}{p \frac{1}{2}} \frac{4(0.2)^2}{3^2} (86) \frac{4}{p \frac{1}{6}} = 2 \frac{1}{p \frac{1}{2}} (1.2) \frac{1}{p \frac{1}{6}} \quad (12)$$

or

$$0.53 = 0.69$$

The proximity of the two sides of Eq. (12), which arise from different dynamics, is a consequence of the enhancement factor  $(0.43m_W = p \frac{1}{q^2})$ , and also of the large contribution from the  $\bar{s}s$  amplitude in  $^0$ ,  $(2 = \frac{1}{6})$ , plus the contributions from  $\bar{u}u$  and  $\bar{d}d$ ,  $(1 = \frac{1}{6})$  each<sup>F 2</sup>. The amplitude from Fig. (3c) is enhanced despite the explicit inclusion in our estimate of a factor  $(g_s=2)^2 (16=3^2) = (16=3)$   $s$  0.34, which occurs in order to neutralize the color of the  $q\bar{q}$  pair created by the gluon from the  $b \rightarrow dg$  transition. The factor  $(16=3) = \text{tr}(\tilde{a}_a a_a)$  is the relevant overall color factor, where  $\tilde{a}_a$  is the transposed matrix. The sign of  $A_0$  is changed. Therefore the sign of the asymmetry  $a_0$  in Eq. (10) is changed to positive. The new amplitude decreases somewhat. (The  $p \frac{1}{q^2}$ ,  $\bar{d}d$  and  $\bar{s}s$  component amplitudes in  $^0$  are of the same magnitude  $1.4 = \frac{1}{6}$ , but the  $\bar{s}s$  component is negative.<sup>F 12</sup>) The branching ratio is reduced by a factor of about 0.3, but the sign of the asymmetry does not change. Our purpose here is to supplement the main result of the paper concerning the change of the  $S$  parameter for  $K_S$  due to an enhanced CP-violating vertex for  $b \rightarrow sg$ , with an indication of a possible effect from the related enhanced vertex for  $b \rightarrow dg$ . If the contribution of the new amplitude from Fig. (3c) is smaller than suggested in Eq. (12), there is another possibility for explaining a positive sign of  $a_0$ <sup>F 9</sup> should experiment confirm this [5, 6], and the branching ratios in Eq. (10) are little affected.

In summary, following the idea that a  $b \rightarrow uW$  vertex, proportional to  $s_{13}e^{i\delta}$ <sup>13</sup>, is dynamically generated, we have given examples of structure which give rise to related, enhanced CP-violating vertices for  $b \rightarrow sg$  and  $b \rightarrow dg$ . Applying the model vertex to  $\bar{B}^0 (B^0) \rightarrow K_S$ , an estimate indicates that an

<sup>F 11</sup>In the diagram in Fig. (3c) there is a  $(-1)$  from the propagator of the gluon with  $q^2 > 0$ , and a compensating  $(-1)$  from the subsequent gluon-exchange interaction (with  $q^2 < 0$ ) between quark and antiquark, which is necessary to neutralize color. The virtual (real amplitude) intermediate state is estimated.

<sup>F 12</sup>Differing interference effects in exclusive  $B$  decays, due to the different sign of the  $\bar{s}s$  component in  $^0$  and  $^0$ , were discussed in reference 22.

enhanced CP-violating phase is induced in the ratio of these decay amplitudes. Thus, the S parameter can be significantly changed from the standard-model expectation.

## References

- [1] G. Sciolla, HFAG, talk at Moriond 2005
- [2] J. Ocariz, talk at Moriond 2006;  
<http://moriond.in2p3.fr/EW/2006/Transparencies/J.Ocariz.pdf>
- [3] Belle Collaboration, Phys. Rev. Lett. 87 (2001) 091802
- [4] BaBar Collaboration, Phys. Rev. Lett. 87 (2001) 091801
- [5] J. Boyd, HFAG, talk at Moriond 2005
- [6] <http://www.slac.stanford.edu/xorg/hfag/rare/winter06/acp/index.html>
- [7] S. Barshay, D. Rein and L. M. Sehgal, Phys. Lett. B 259 (1991) 475
- [8] S. Barshay and G. Kremer, Mod. Phys. Lett. A 18 (2003) 2887, Appendix;  
 Erratum, Mod. Phys. Lett. A 19 (2003) 1561
- [9] Review of Particle Properties, Phys. Lett. B 592 (2004) 130
- [10] Review of Particle Properties, Phys. Lett. B 592 (2004) 156
- [11] M. Kobayashi and T. Maskawa, Prog. Theor. Phys. 49 (1973) 652
- [12] S. Barshay and G. Kremer, Europhysics Lett. 63 (2003) 519
- [13] Review of Particle Properties, Phys. Lett. B 592 (2004) 296
- [14] T. Inami and C. S. Lim, Prog. Theor. Phys. 65 (1981) 297, Erratum 1772
- [15] W. S. Hou, A. Soni and H. Steger, Phys. Rev. Lett. 59 (1987) 1521
- [16] O. Nachtmann and C. Schwanenberger, hep-ph/0308198
- [17] S. Barshay and G. Kremer, Phys. Lett. B 578 (2004) 330
- [18] M. Bauer, B. Stech and M. Wirbel, Z. Phys. C 34 (1987) 103
- [19] M. Neubert, B. Stech, in Heavy Flavours, A. J. Buras, M. Lindner (Eds.),  
 World Scientific, Singapore, second ed.; hep-ph/9705292
- [20] Review of Particle Properties, Phys. Lett. B 592 (2004) 495



- [21] BaBar Collaboration, B. Aubert et al, hep-ex/0303039  
BaBar Collaboration, B. Aubert et al, hep-ph/0308015
- [22] H. J. Lipkin, Phys. Lett. B 254 (1991) 247

# Figures

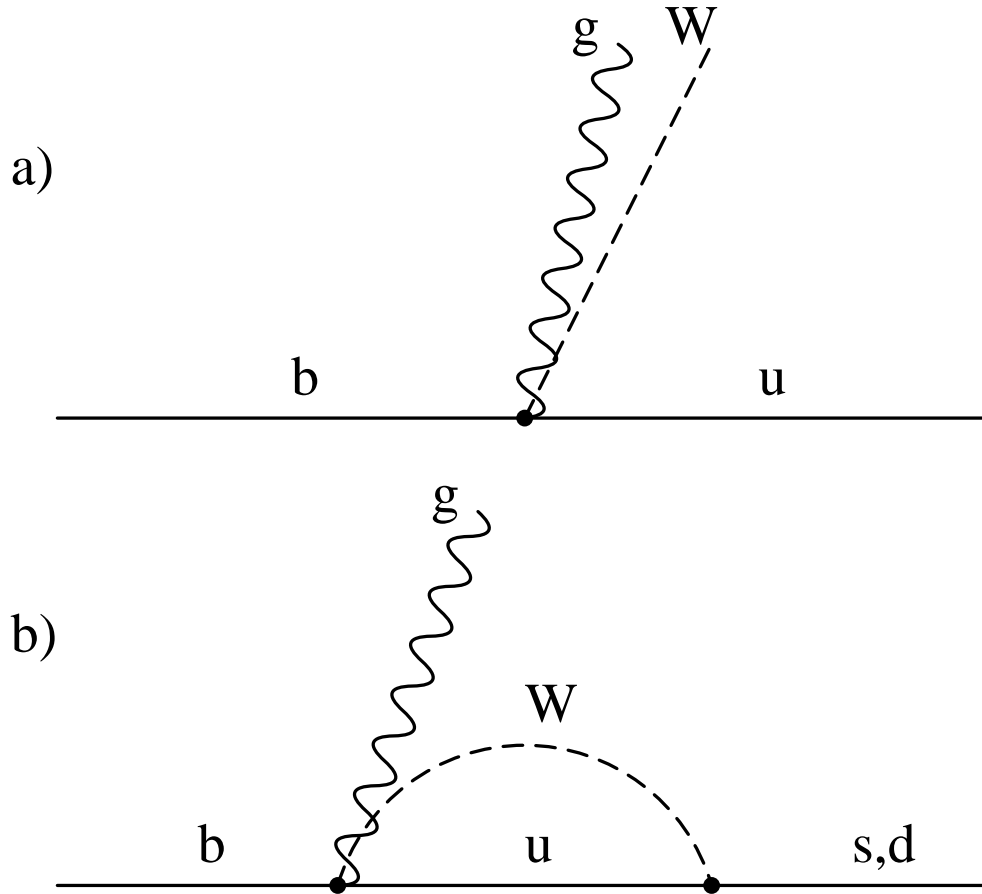


Figure 1: a) The vertex that is the basis for the structure discussed in this paper.  
b) Effective vertices for  $b \rightarrow s(d)g$  generated from the vertex in a) and a weak interaction vertex.

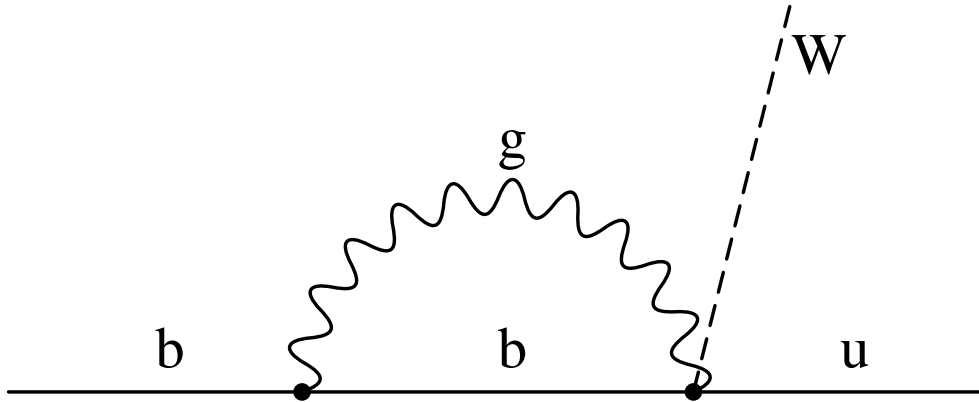


Figure 2: An effective vertex for  $b \rightarrow uW$  generated from the vertex in Fig. (1a), proportional to  $s_{13}e^{i\phi_{13}}$ .

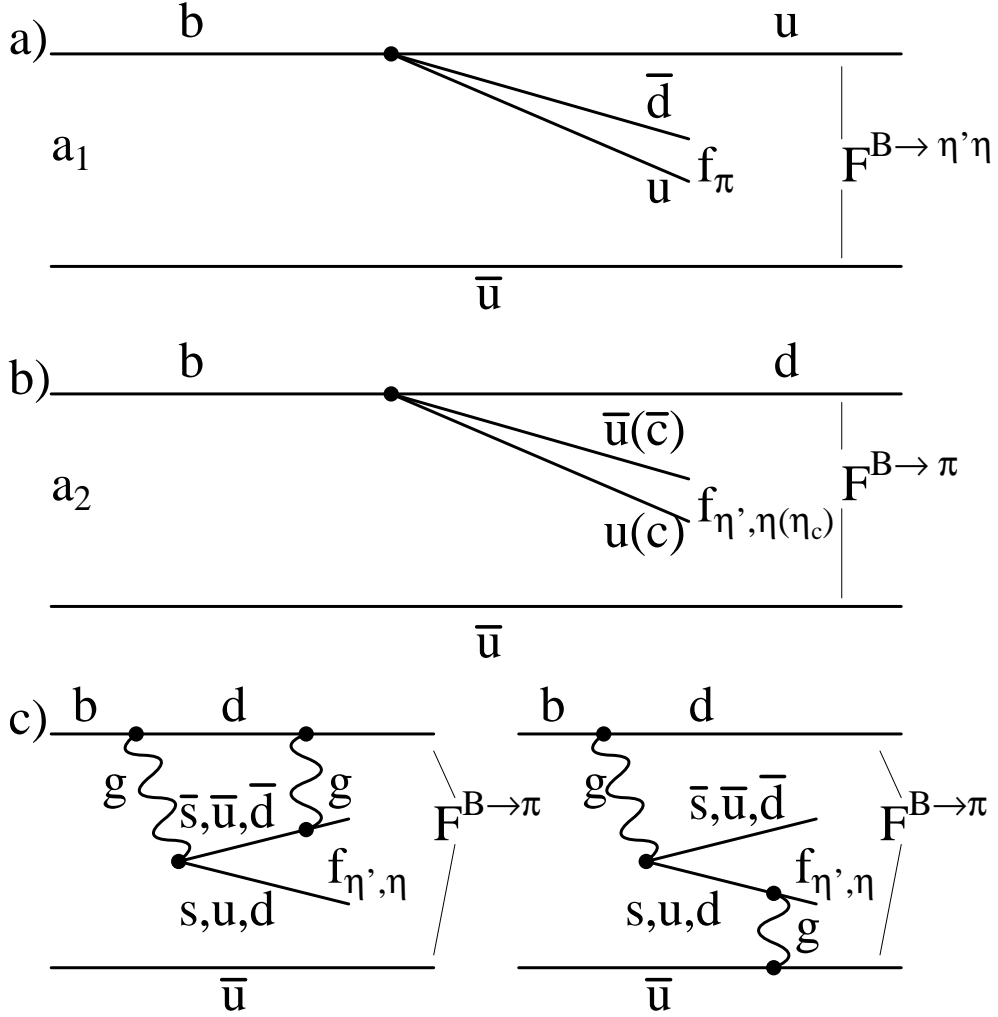


Figure 3: a) Quark diagram for  $B \rightarrow \eta' \eta$  from the model for exclusive matrix elements [18, 19] used in the calculations of reference 7, proportional to  $a_1$  in Eq. (9).  
b) Quark diagram for  $B \rightarrow \pi$ , proportional to  $a_2$  in Eq. (9).  
c) Quark diagrams for a new enhanced amplitude contributing to  $B \rightarrow \pi$ .