

# Azimuthal Correlations in p-p collisions

Eleazar Cuautle\*, Isabel Domínguez\* and Guy Paic\*

\*Instituto de Ciencias Nucleares, UNAM, A. P. 70543, 04510 Mexico City, Mexico.

## Abstract.

We report the analysis of experimental azimuthal correlations measured by STAR in p-p collisions at  $\sqrt{s_{NN}} = 200$  GeV. We conclude that for a fit of data using Pythia event generator we need to include two values of  $k_T$ .

## INTRODUCTION

Jets are produced by the hard scattering of two partons. Two scattered partons propagate nearly back-to-back in azimuth from the collision point and fragment into jet-like spray of final state particles (The schematic view is in Figure 1). These particles have a transverse momentum  $j_T$  with respect to the parent partons, with component  $j_{Tz}$  projected onto the azimuthal plane. The magnitude of  $j_{Tz}$  measured at lower energies has been found to be  $\sqrt{s_{NN}}$  and  $p_T$  independent.

In collinear partonic collisions, the two partons emerge with the same magnitude of transverse momentum in opposite directions. However, the partons carry the “intrinsic” transverse momentum  $k_T$  before the collision. This momentum affects the outgoing transverse momentum  $p_T$ , resulting in a momentum imbalance (i.e. transverse momentum of one jet does not lie in the plane determined by the transverse momentum of the second jet and the beam axes) and consequently affects the back-to-back correlations of final high  $p_T$  hadrons [1].

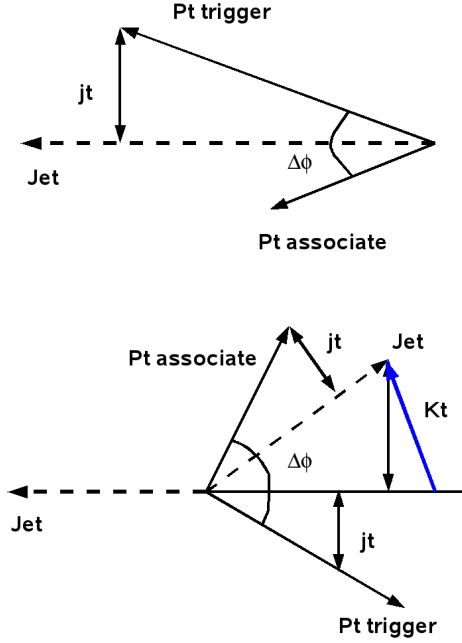
The back-to-back azimuthal correlations of high  $p_T$  hadrons is written as

$$C(\Delta\Phi) = \frac{1}{N_{trigger}} \int d\Delta\eta \frac{dN}{d\Delta\Phi d\Delta\eta} \quad (1)$$

where  $\Delta\Phi$  and  $\Delta\eta$  are, respectively, the azimuthal angle and pseudorapidity between a trigger and their associated particles. The azimuthal correlation function displays a two-peak structure, where the width of the near-side peak is denoted by  $\sigma_N$  and the width of the away-side peak is  $\sigma_A$ . The value of  $\sigma_N$  carries information on the fragmentation process only i.e.  $j_T$ . For particles with average transverse momenta  $\langle p_{T,trigger} \rangle$  and  $\langle p_{T,associate} \rangle$  from the same jet, the width of the near-side correlation,  $\sigma_N$ , can be related to  $\langle j_{Tz} \rangle$  as [2]:

$$\langle j_{Tz} \rangle = \frac{\langle p_{T,trigger} \rangle \langle p_{T,associate} \rangle}{\sqrt{\langle p_{T,trigger} \rangle^2 + \langle p_{T,associate} \rangle^2}} \sigma_N \quad (2)$$

The width of the away-side peak  $\sigma_A$  contain the contribution of the intrinsic transverse momentum  $k_T$ . It has been characterized by a Gaussian distribution [3]



**FIGURE 1.** Schematic view of a jet fragmentation, near-side jet (upper) and away-side jet (lower)

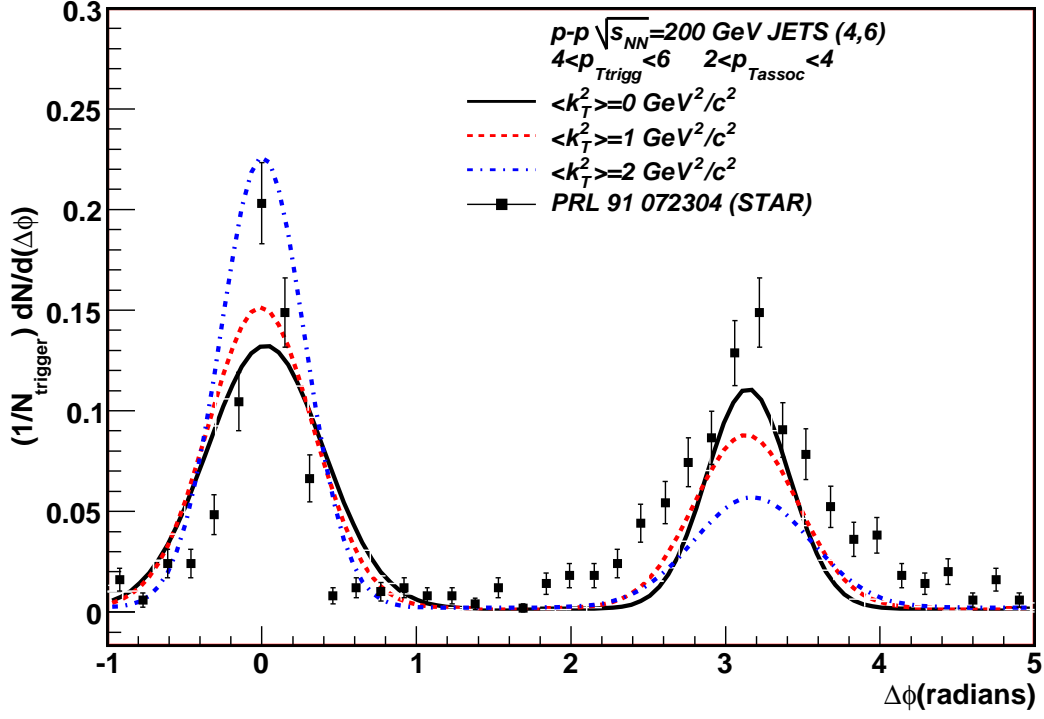
$$g(k_T) = \frac{1}{2\pi\sigma^2} \exp\left(-\frac{k_T^2}{2\sigma^2}\right) \quad (3)$$

The azimuthal correlations are used extensively in heavy ions collisions to understand the parton suppression mechanisms. We have concentrated in this work to the simplest case i.e. p-p to understand the size and details of the peaks in azimuthal correlations.

## $K_T$ CONTRIBUTION IN THE AZIMUTHAL CORRELATIONS

Correlation function was calculated choosing  $\langle k_T^2 \rangle = 0, 1, 4 \text{ GeV}^2/c^2$  at 200 GeV in a mid-rapidity region ( $|\eta| < 0.7$ ). Charged hadrons in  $4 < p_{T,trigg} < 6 \text{ GeV}/c$  and in  $2 \text{ GeV} < p_{T,assoc} < 4 \text{ GeV}$  are defined to be trigger and associated particles respectively. In the actual calculation, we use PYTHIA 6.325 [4] in AliRoot [5] to simulate each hard scattering where a Gaussian distribution is assuming for  $k_T$ . The correlations functions were fitted by the sum of two Gaussians, one for the near-side component (around  $\Delta\Phi = 0$  radians) and one for the away-side component (around  $\Delta\Phi = \pi$  radians) and a constant for the uncorrelated pairs.

Figure 2 compares experimental data [6] with different  $\langle k_T^2 \rangle$  simulations. In the four cases is observed that can not reproduce experimental data. In order to reproduce the experimental data, we characterize the intrinsic momentum by two Gaussians distributions



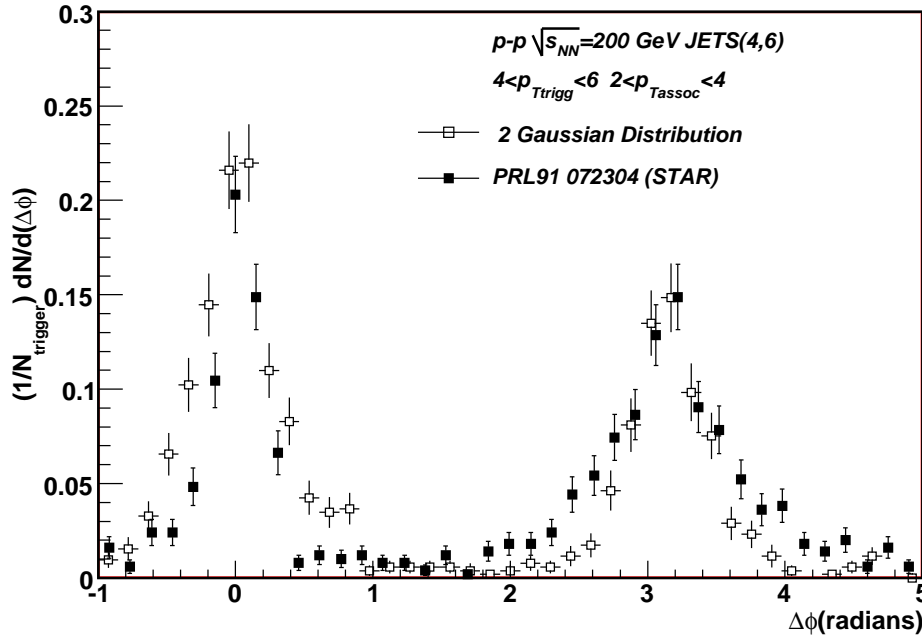
**FIGURE 2.** Azimuthal distributions for p+p collisions at  $\sqrt{s_{NN}} = 200$  GeV, experimental data [6] and simulations with different  $\langle k_T^2 \rangle$

$$g(k_{T1}, k_{T2}) = \frac{1}{2\pi\sigma_1^2} \exp\left(-\frac{k_{T1}^2}{2\sigma_1^2}\right) + \frac{1}{2\pi\sigma_2^2} \exp\left(-\frac{k_{T2}^2}{2\sigma_2^2}\right) \quad (4)$$

This distribution was added in PYTHIA code and calculated the azimuthal correlations. The Figure 3 show the experimental data and the simulation. The simulation is in good agreement with the experimental data. The values of  $\langle k_{T1} \rangle$  and  $\langle k_{T2} \rangle$  are  $0.558 \pm 0.042$  and  $0.099 \pm 0.050$  respectively. In addition the magnitude of the partonic transverse momentum  $\langle j_{Tz} \rangle$  was calculated. The values obtained of  $\langle j_{Tz} \rangle = 0.397 \pm 0.091$  GeV/c are in agreement with the average value  $\langle j_{Tz} \rangle = 0.324 \pm 0.06$  GeV/c obtained experimentally [7].

## SUMMARY

We report the analysis of experimental azimuthal correlations measured by STAR in p-p collisions at  $\sqrt{s_{NN}} = 200$  GeV. Comparisons between experimental data and simulation with different  $\langle k_T^2 \rangle$  show that the  $\langle k_T^2 \rangle$  characterized by a Gaussian distribution can not reproduce experimental data.



**FIGURE 3.** Azimuthal distributions for p+p collisions, experimental data (line) [6] and simulations with two Gaussian distributions for the partons intrinsic momentum (circle)

Assuming two Gaussian distributions for  $k_T$  the simulation is in agreement with the experimental data, as far as, we understand the use of two Gaussians. It has never been used before to explain the peaks observed in azimuthal correlations.

In addition the magnitude of the partonic transverse momentum  $\langle j_{Tz} \rangle$  was calculated. The values of  $\langle j_{Tz} \rangle = 0.397 \pm 0.091$  GeV/c are in agreement with the average value  $\langle j_{Tz} \rangle = 0.324 \pm 0.06$  GeV/c obtained experimentally.

## ACKNOWLEDGMENTS

The authors thanks A. Morsch for his valuable comments and suggestions. Support for this work has been received by PAPIT-UNAM under grant number IN107105.

## REFERENCES

1. R. P. Feynman, R. D. Field and G. C. Fox, Nucl. Phys. B. **128:1**, (1977).
2. J. Rak [PHENIX Collaboration] J. Phys G. Nucl. Part. Phys. **31**, S541 (2005).
3. X. N. Wang, Phys. Rev. C **61**, 064910 (2000).
4. T. Sjöstrand *et al.*, Comp. Phy. Commun. **135**, 238 (2001).
5. <http://aliweb.cern.ch/offline/>
6. J. Adams *et al.* [STAR Collaboration], Phys. Rev. Lett. **91**, 072304 (2003).
7. J. Rak, J. Phys. G **30**, S1309 (2004).