

Renormalization effects on neutrino masses and mixing in a string-inspired SU(4) × SU(2)_L × SU(2)_R × U(1)_X model

T. Dent,¹ G.K. Leontaris,² A. Psallidas,² and J. Rizos²

¹University of Heidelberg, Philosophenweg 16, D-69120 Germany

²Theoretical Physics Division, Ioannina University, GR-45110 Ioannina, Greece
(dated: February 8, 2020)

We discuss renormalization effects on neutrino masses and mixing angles in a supersymmetric string-inspired SU(4) × SU(2)_L × SU(2)_R × U(1)_X model, with matter in fundamental and antisymmetric tensor representations and singlet Higgs fields charged under the anomalous U(1)_X family symmetry. The quark, lepton and neutrino Yukawa matrices are distinguished by different Clebsch-Gordan coefficients. The presence of a second U(1)_X breaking singlet with fractional charge allows a more realistic, hierarchical light neutrino mass spectrum with bi-large mixing. By numerical investigation we find a region in the model parameter space where the neutrino mass-squared differences and mixing angles at low energy are consistent with experimental data.

The experimentally measured values of gauge coupling constants g_3, g_{em} , and the weak mixing angle $\sin^2 \theta_W$ are correctly predicted in the Minimal Supersymmetric Standard Model (MSSM), assuming a unification scale of the order 10^{16} GeV. Moreover, the existing data from neutrino oscillation experiments provide an important clue to physics beyond the successful Standard Model (SM) and MSSM.

Experimental data on atmospheric and solar neutrino oscillations [1] imply tiny but non-zero neutrino mass-squared differences m_{ij}^2 . The negligible size of the neutrino masses, as compared to those of quarks and charged leptons, might suggest that a theory beyond MSSM should incorporate the right-handed neutrinos and an appropriate (see-saw) mechanism to suppress adequately the neutrino masses. Moreover, the observed large neutrino mixing angles θ_{12}, θ_{23} present challenges for additional symmetries and a unified framework in which neutrinos and quarks form part of same multiplet. Examples of higher symmetries including the SM gauge group and incorporating the right-handed neutrino in the fermion spectrum, are the partially unified Pati-Salam model, based on SU(4) × SU(2)_L × SU(2)_R [2], and the fully unified SO(10). When embedded into perturbative string or D-brane models, these may be extended by additional abelian or discrete fermion family symmetries. Thus fermion masses and mixing angles can be compared to the predictions of various types of models with full or partial gauge unification and flavor symmetries.

Recently some models have been proposed to explain the presence of large mixing angles in the neutrino sector, in contrast to the smaller quark mixings. For example, the mixing angle θ_{12} and the Cabibbo mixing θ_c could satisfy the so called Quark-Lepton Complementarity (QLC) relation $\theta_{12} + \theta_c = \frac{\pi}{4}$ [3]. It has been shown [4] that this relation can be reproduced if some symmetry exists among quarks and leptons. Attempts to realize QLC in the context of models unifying quarks and leptons such as Pati-Salam have been made [5].

As another possibility, the symmetry $L_e - L_\mu - L_\tau$ implies an inverted neutrino mass hierarchy and bi-maximal

mixing $\theta_{12} = \theta_{23} = \frac{\pi}{4}$, with $\theta_{13} = 0$ [6]. This symmetry alone does not give a consistent description of current experimental data, but additional corrections and renormalization effects have still to be taken into account. It has been shown [7] in the context of MSSM extended by a spontaneously broken U(1)_X factor, that the neutrino sector respects an $L_e - L_\mu - L_\tau$ symmetry. Small corrections from other singlet vevs, which are usually present in a string spectrum, can lead to a soft breaking of this symmetry and describe accurately the experimental neutrino data.

Another important issue is the renormalization group (RG) flow of the neutrino parameters from the high energy scale where the neutrino mass matrices are formed, down to their low energy measured values. One can attempt to determine the neutrino mass matrices from experimental data directly at the weak scale. However, the Yukawa couplings and other relevant parameters are not known at the unification scale. A knowledge of these quantities at the unification mass could provide a clue for the structure of the unified or partially unified theory and the exact (family) symmetries determining the neutrino mass matrices at the GUT scale. Attempts to determine the neutrino mass parameters in a top-bottom or bottom-up approach have recently discussed in the literature [8, 9, 10].

In this paper we investigate further the neutrino mass spectrum of a model with gauge symmetry SU(4) × SU(2) × SU(2) × U(1)_X based on the 4-4-2 models [12, 13, 14], whose implications for quark and lepton masses were recently investigated in [11]. These models present several attractive features. Firstly, only "small" Higgs representations are needed and these commonly arise in string models. Secondly, third generation fermion Yukawa couplings are unified [15] up to small corrections. Unification of gauge couplings is allowed and, if one assumes the model embedded in supersymmetric string, might be predicted [16]. Furthermore, the doublet-triplet splitting problem is absent.

In string derived models a large number of neutral singlet fields carrying quantum numbers only under U(1)_X

appear in the spectrum of the effective field theory model. D- and F- flatness conditions require some of them to obtain non-zero vevs of the order of the $U(1)_X$ breaking scale. In the present model, in order to describe accurately the low energy neutrino data we introduce two such singlets charged under $U(1)_X$ [18]. The previous model [11] with one such singlet could easily give rise to a spectrum of light neutrinos with normal hierarchy and bi-large mixing. However, after study of the renormalization group (RG) evolution and unification it was found that the scale of light neutrino masses too large to be compatible with observation. If we impose the correct scale of light neutrino masses, then some heavy right-handed neutrinos (RHN) would have masses above the unification scale, which is incompatible with our effective field theory approach.

Thus three a priori independent expansion parameters arise from the superpotential, two coming from the singlets and one from the Higgses which receive v.e.v.'s at the $SU(4) \times SU(2)_R$ breaking scale. In general, a nonrenormalizable operator may contain several products of the $SU(4) \times SU(2)_R$ breaking Higgses, and thus different contractions of gauge group indices are possible leading to different contributions depending on the Clebsch factors. We use a minimal set of nontrivial Clebsch factors to construct the Dirac mass matrices. Right-handed ($SU(2)_L$ singlet) neutrinos acquire Majorana masses through nonrenormalizable couplings to the $U(1)_X$ -charged singlets and to Higgses, while light neutrinos will obtain masses via the see-saw mechanism.

The renormalization group equations (RGEs) for the neutrino masses and mixing angles above, between and below the see-saw scales are solved numerically, for several sets of order 1 parameters which specify the heavy RHN matrix. In each case the results at low energy are consistent with current experimental data, and provide further predictions for the 1-3 neutrino mixing angle and for neutrinoless double beta decay.

I. DESCRIPTION OF THE MODEL

In this section we present salient features of the string inspired Pati-Salam model extended by a $U(1)_X$ family-symmetry, the total gauge group being $SU(4) \times SU(2)_L \times SU(2)_R \times U(1)_X$. The field content includes three copies of $(4; 2; 1) + (4; 1; 2)$ representations to accommodate the three fermion generations $F_i + F_i$ ($i = 1; 2; 3$),

$$F_i = \begin{pmatrix} u_i & u_i & u_i & 1 \\ d_i & d_i & d_i & e_i \end{pmatrix}_i; F_i = \begin{pmatrix} u_i^c & u_i^c & u_i^c & 1 \\ d_i^c & d_i^c & d_i^c & e_i^c \end{pmatrix}_i$$

where the subscripts i , i indicate the $U(1)_X$ charge. In order to break the Pati-Salam symmetry down to SM gauge group, Higgs fields $H = (4; 1; 2)$ and $\bar{H} = (4; 1; 2)$ are introduced

$$H = \begin{pmatrix} u_H & u_H & u_H & H \\ d_H & d_H & d_H & e_H \end{pmatrix}_x; \bar{H} = \begin{pmatrix} u_H^c & u_H^c & u_H^c & H^c \\ d_H^c & d_H^c & d_H^c & e_H^c \end{pmatrix}_x$$

which acquire vevs of the order M_G along their neutral components

$$\langle H_i \rangle = \langle \bar{H}_i \rangle = M_G; \langle H_i \rangle = \langle \bar{H}_i \rangle = M_G: \quad (1)$$

The Higgs sector also includes the $h = (1; 2; 2)$ field which after the breaking of the PS symmetry is decomposed to the two Higgs superfields of the MSSM. Further, two $D = (6; 1; 1)$ scalar fields are introduced to give mass to color triplet components of H and \bar{H} via the term $S H H D$ and $H H D$ [12].

Finally, we introduce two scalar singlet fields ϕ , $\bar{\phi}$, charged under $U(1)_X$ whose vevs will play a crucial role in the fermion mass matrices through nonrenormalizable terms of the superpotential. In the stable SUSY vacuum the two singlets obtain vevs to satisfy the D-flatness condition including the anomalous Fayet-Iliopoulos term [24]. The anomalous D-flatness conditions allow solutions where the vevs of the conjugate fields ϕ and $\bar{\phi}$ are zero and we will restrict our analysis to this case. Note that in general a string model may have more than two singlets and more than one set of Higgses H_i , \bar{H}_i , with different $U(1)_X$ charge. All such fields may in principle also obtain vevs, however we find that two of them are sufficient to give a set of mass matrices in accordance with all experimental data. Hence we consider any additional singlet vevs to be significantly smaller.

The Higgses H_i , \bar{H}_i may obtain masses through $H H$, $\bar{H} \bar{H}$ and $H \bar{H}$ couplings. However, in order to break the Pati-Salam group while preserving SUSY we require that one H - \bar{H} pair be massless at this level. This "symmetry-breaking" Higgs pair could be a linear combination of fields with different $U(1)_X$ charges, which would in general complicate the expressions for fermion masses. The chiral spectrum is summarized in Table I. We choose the charge of the Higgs field h to be $\frac{1}{3}$ so that the 3rd. generation coupling $F_3 F_3 h$ is allowed at tree-level.

TABLE I: Field content and $U(1)_X$ charges

| | SU (4) | SU (2) _L | SU (2) _R | U (1) _X |
|--------------|--------|---------------------|---------------------|--------------------|
| F_i | 4 | 2 | 1 | $\frac{1}{3}$ |
| \bar{F}_i | 4 | 1 | 2 | $-\frac{1}{3}$ |
| H | 4 | 1 | 2 | $\frac{1}{3}$ |
| \bar{H} | 4 | 1 | 2 | $-\frac{1}{3}$ |
| ϕ | 1 | 1 | 1 | $\frac{1}{3}$ |
| $\bar{\phi}$ | 1 | 1 | 1 | $-\frac{1}{3}$ |
| h | 1 | 2 | 2 | $\frac{1}{3}$ |
| D_1 | 6 | 1 | 1 | $\frac{2}{3}$ |
| D_2 | 6 | 1 | 1 | $-\frac{2}{3}$ |

We now turn to the terms in the superpotential which can give rise to fermion masses. Dirac type mass terms arise after electroweak symmetry-breaking from cou-

plings of the form

$$\begin{aligned}
 W_D = & Y_0^{33} F_3 F_3 h + F_i F_j h \sum_{m>0} \frac{Y_m^{ij}}{M_U^m} + \\
 & \sum_{m^0>0} \frac{Y_{m^0}^{ij}}{M_U^{m^0}} + \sum_{n>0} \frac{Y_n^{0ij}}{M_U^n} \frac{H H}{M_U^2} + \\
 & \sum_{k;^0>0} \frac{Y_{k;^0}^{ij}}{M_U^k} \frac{H H}{M_U^2} + \sum_{p;q>0} \frac{Y_{p;q}^{ij}}{M_U^p} \frac{H H}{M_U^2} \frac{H H}{M_U^q} + \\
 & \sum_{r;s>0} \frac{Y_{r;s}^{ij}}{M_U^r} \frac{H H}{M_U^2} \frac{H H}{M_U^s} + \dots \quad (2)
 \end{aligned}$$

Apart from the heaviest generation, all masses arise at non-renormalizable level, suppressed by powers of the fundamental scale or unification scale M_U . The couplings $Y_{m^0}^{ij}$, Y_n^{0ij} etc. are non-vanishing and generically of order 1 whenever the $U(1)_X$ charge of the corresponding operator vanishes, thus:

$$\begin{aligned}
 i + j + 3 = f m z; \quad m^0 z^0; \quad n(x+x); \\
 k z^0; \quad p(x+x) q z; \quad r(x+x) s z^0 g;
 \end{aligned}$$

Other higher-dimension operators may arise by multiplying any term by factors such as $(H H)^{s^0} = M_U^{2s^0}$ where $^0(x+x) + s z = 0$. Such terms are negligible unless the leading term vanishes.

Neutrinos may in addition receive also Majorana type masses. These arise from the operators

$$\begin{aligned}
 W_M = & \frac{F_i F_j H H}{M_U} \frac{ij}{0} + \sum_{t>0} \frac{Y_t^{ij}}{M_U^t} + \\
 & + \sum_{t^0>0} \frac{Y_{t^0}^{ij}}{M_U^{t^0}} + \sum_{w>0} \frac{Y_w^{0ij}}{M_U^w} \frac{H H}{M_U^2} + \\
 & + \sum_{k^0;^0>0} \frac{Y_{k^0;^0}^{ij}}{M_U^{k^0}} \frac{H H}{M_U^{^0}} + \\
 & + \sum_{p^0;q^0>0} \frac{Y_{p^0;q^0}^{ij}}{M_U^{p^0}} \frac{H H}{M_U^{q^0}} \frac{H H}{M_U^2} + \\
 & + \sum_{r;s>0} \frac{Y_{r;s}^{ij}}{M_U^r} \frac{H H}{M_U^2} \frac{H H}{M_U^s} + \dots \quad (3)
 \end{aligned}$$

Couplings of this type are non-vanishing whenever the following conditions are satisfied:

$$\begin{aligned}
 i + j + 2x = f t z; \quad t^0 z^0; \quad w(x+x); \\
 k^0 z^0; \quad p^0(x+x) q^0 z; \quad r^0(x+x) s^0 z^0 g;
 \end{aligned}$$

II. FERMION MASS MATRICES

A. General structure

As can be seen from the superpotential Yukawa couplings (2) and (3), three different expansion parameters appear in the construction of the fermion mass matrices. These are

$$\frac{h_i}{M_U}; \quad 0 \frac{M_G^2}{M_U^2}; \quad \omega \frac{h_i}{M_U} \quad (4)$$

given $h_i H_i = M_G^2$. Note that, for non-renormalizable Dirac mass terms involving several products of $H H = M_U^2$, the gauge group indices may be contracted in different ways [14]. This can lead to different contributions to the up, down quarks and charged leptons, depending on the Clebsch factors $C_{n(u;d;e)}^{ij}$ multiplying the effective Yukawa couplings. Also, although the Clebsch coefficient for a particular operator O_n may vanish at order n , the coefficient for the operator $O_{(n+p)q}$ containing p additional factors $(H H)$ and q factors of 0 and/or 0 is generically nonzero.

In our analysis we wish to estimate the effects of the second singlet $(^0)$ contributions on the neutrino sector as compared to the analysis presented in [11] without affecting essentially the results in the quark sector. In order to obtain a set of fermion mass matrices with the minimum number of new operators, we assume fractional $U(1)_X$ charges for $H; H$ and 0 fields, while the combination $H H$ and the singlet 0 are assumed to have integer charges. Thus $i, j, x+x$ and z are integers, while z^0, x and x^0 are fractional. As a result, the Dirac mass terms involving vevs of 0 are expected to be subleading compared to other terms. Suppressing higher-order terms involving products of 0 and 0 , the Dirac mass terms at the unification scale are

$$m_{ij} = i_3 j_3 m_3 + m + (0)^{m^0} + C_{ij} (^0)^n v_{u;d} \quad (5)$$

where $m_3 = v_{u;d} Y_0^{33}$, with v_u and v_d being the up-type and down-type Higgs vevs respectively, and we omit the order-one Yukawa coefficients Y_m^{ij} etc. for simplicity.

The Majorana mass terms are proportional to the combination $H H$ (see Eq. (3)) which has fractional $U(1)_X$ charge. Thus, terms proportional to $= M_U$ become now important for the structure of the mass matrix. The general form of the Majorana mass matrix is then

$$\begin{aligned}
 M_N = & M_R \frac{ij}{t} t + \frac{ij}{t^0} (0)^{t^0} + \frac{0ij}{w} (^0)^w + \\
 & + \frac{ij}{k^0;^0} k^0 (^0)^{k^0} + \frac{ij}{p^0;q^0} (^0)^{p^0} q^0 + \frac{ij}{r^0;s^0} (^0)^{r^0} (^0)^{s^0}
 \end{aligned}$$

where we define $M_R = M_G^2 = M_U$ and $^0 M_U$.

| M_N entry | Operator | vev |
|-------------|-----------------------------------|-------------|
| M_N^{11} | $\frac{H H}{M_U^2} \frac{6}{M_U}$ | $b_2^{9=2}$ |
| M_N^{12} | $\frac{H H}{M_U^2} \frac{4}{M_U}$ | b_2^3 |
| M_N^{13} | $\frac{H H}{M_U^2} \frac{5}{M_U}$ | $b_2^{7=2}$ |
| M_N^{22} | $\frac{H H}{M_U^2} \frac{2}{M_U}$ | $b_2^{3=2}$ |
| M_N^{23} | $\frac{H H}{M_U^2} \frac{2}{M_U}$ | b_2^2 |
| M_N^{33} | $\frac{H H}{M_U^2} \frac{3}{M_U}$ | $b_2^{5=2}$ |

TABLE III: Operators producing the Majorana right handed neutrino matrix M_N .

the light Majorana mass matrix from the see-saw formula

$$m = m_D M_N^{-1} m_D^T \quad (14)$$

at the GUT scale.

C. Setting the expansion parameters

Given the fermion mass textures in terms of the $U(1)_X$ charges and expansion parameters, we need now to determine the values of the latter in order to obtain consistency with the low energy experimentally known quantities (masses and mixing angles). Note that the coefficient b_2 defined in Eq. (9) will determine the overall neutrino mass scale through Eq. (13).

Consistency with the measured values of quark masses and mixings fixes the value of $\mu \sim 5 \cdot 10^{-2}$: for example the CKM mixing angle θ_{12} is given by $\mu - 0.22$ up to small corrections [11]. Hence the ratio of the SU(4) breaking scale M_G to the fundamental scale M_U is also fixed through $\frac{M_G^2}{M_U^2} = \mu - 0.22$: the Pati-Salam group is unbroken over only a small range of energy. We perform a renormalization group analysis in order to check the consistency of this prediction with the low-energy values of the gauge couplings g_s , g_{em} and the weak mixing angle $\sin^2 \theta_W$ [17]

$$\sin^2 \theta_W = 0.23120; \quad \alpha_3 = 0.118 \pm 0.003; \quad \alpha_{em} = \frac{1}{127.906}:$$

If the underlying model at M_U has a single unified gauge coupling, then M_G is fixed to be just below the unification scale according to the analysis of gauge coupling unification in the MSSM. Because of this fact, the low energy measured range for α_3 affects the unification of the gauge couplings. Thus, we add the following extra states

$$h_L = (1; 2; 1); \quad h_R = (1; 1; 2)$$

which are usually present in a string spectrum [12]. It turns out that we need 4 of each of these extra states for

$M_G = 9.32 \cdot 10^{15}$ GeV to be consistent with the value of α_3 deduced from quark mass matrices.

In Figure 1 we plot the evolution of the gauge couplings from M_Z to M_U . In Figure 2 we show in more detail the evolution of the gauge couplings in the Pati-Salam energy region. The two bands for the α_4 and α_{2R} couplings are due to strong coupling uncertainty at M_Z . For $\alpha_3(M_Z) = 0.1176$, as can be seen from Figure 3, we obtain $M_U = 1.96 \cdot 10^{16}$ GeV.

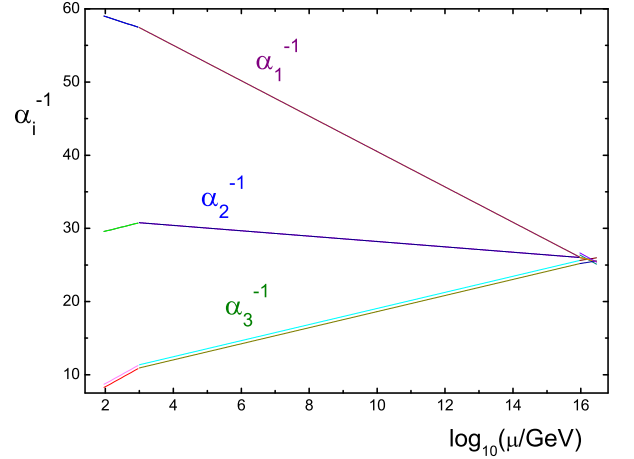


FIG. 1: Evolution of the gauge couplings. The two lines for α_3 indicate the range of initial conditions at M_Z .

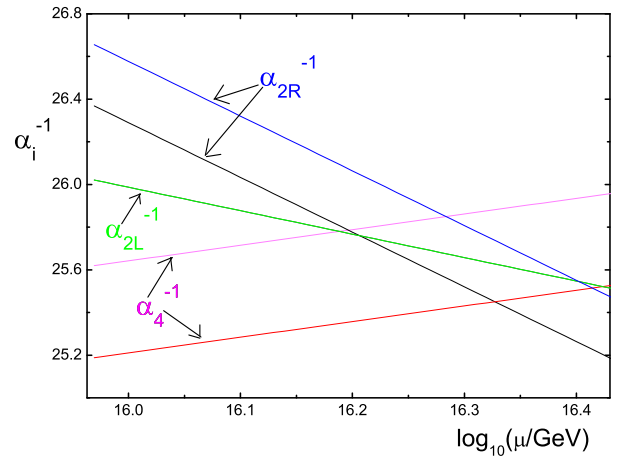


FIG. 2: Close-up of the gauge couplings in the Pati-Salam energy region.

The remaining parameters to be determined are b_1 , b_2 and α_j of the right handed neutrino mass matrix. We find that M_N is proportional to b_2 , $M_N = b_2 M_R M_N^0$,

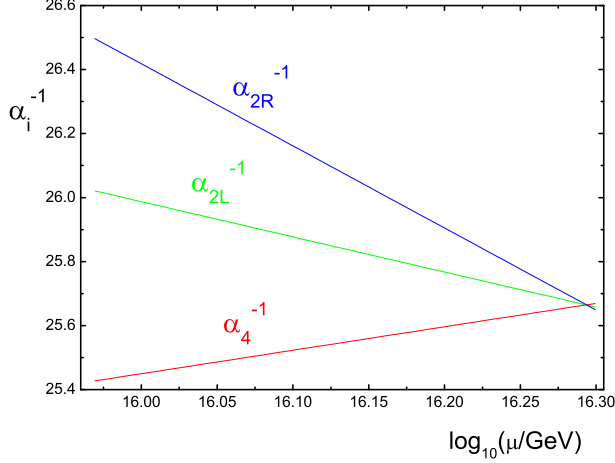


FIG. 3: The unification point of Pati-Salam gauge couplings for $\alpha_3(M_Z) = 0.1176$.

thus b_2 is related to the scale of the light matrix m . Also, the choice $b_1 = 1:1$ leads to agreement with the data, while implying $\mu = 1.1 \times 10^{25}$.

III. RUNNING OF NEUTRINO MASSES AND MIXING ANGLES

One of the problems one encounters when searching for a specific mass matrix for the light neutrinos via the see-saw formula is the effects induced by the renormalization group equations. The low energy neutrino data could be considerably different from the results at the see-saw scale. The running of neutrino masses and mixing angles has been extensively discussed for energies below the see-saw scales [19, 20, 21] as well as above [8, 9, 22]. The running of the effective neutrino mass matrix m above and between the see-saw scales is split into two terms,

$$m = \frac{V^2}{4} \alpha^{(n)} + 2Y M^{-1} Y^T \quad (15)$$

where α is related to the coefficient of the effective 5 dimensional operator $L L h_u h_u$, (n) labels the effective field theories with M_n right handed neutrino integrated out ($M_n = M_{n-1} = M_{n-2}; \dots$) and Y are the neutrino couplings at an energy scale M between two RH neutrino masses $M_n = M_{n-1}$, while $Y = 0$ below the lightest RH neutrino mass. These effective parameters govern the evolution below the highest seesaw scale and obey the

differential equation [19, 20, 21]

$$16\pi^2 \frac{dX}{dt} = (Y_e Y_e^Y + Y Y^Y)^T X + X (Y_e Y_e^Y + Y Y^Y)^T + (2\text{Tr}(Y Y^Y + 3Y_u Y_u^Y) - 6 - 5g_1^2 - 6g_2^2) X \quad (16)$$

where $X = m$, $Y = M^{-1} Y^T$. The RGEs have been solved both numerically and also analytically [8, 9, 21]. Numerically, below the lightest heavy RH neutrino mass large renormalization effects can be experienced only in the case of degenerate light neutrino masses for very large $\tan \beta$ [21, 23]. Above this mass things are more complicated due to the non-trivial dependence of the heavy neutrino mass couplings, unless M is diagonal. For the leptonic mixing angles, in the case of normal hierarchy relevant to our model, one expects negligible effects for the solar mixing angle while θ_{13} and θ_{23} are expected to run faster [10].

On the other hand, studying the analytical expressions obtained after approximation, exactly the opposite behavior is predicted and the solar mixing angle receives larger renormalization effects than θ_{13} or θ_{23} . However, possible cancellations may occur and enhancement or suppression factors may appear, thus the numerical solutions may differ considerably from these estimates.

In our string-inspired model the Dirac and heavy Majorana mass matrices at the unification scale are parametrized in terms of order-1 superpotential coefficients $\alpha_{ij}(M_U)$ whose exact numerical values are not known. The flavour structure at the unification scale might also be different from that at the electroweak scale M_Z . Thus, even if the Yukawa parameters are determined at M_Z , to understand the structure of the theory at M_U , and consequently any possible family symmetry, we would certainly need the parameter values at M_U .

In this section we study the renormalization group flow of the neutrino mass matrices "top-down" from the Pati-Salam scale M_G to the weak scale. We choose sets of values of the undetermined order 1 coefficients at the high scale and run the renormalization group equations down to M_Z where we calculate m_{ij}^2 and α_{ij} and compare them with the experimental values. Study of a bottom-up approach has been performed [10] and we will compare our results to this work. The renormalization group analyses of the neutrino parameters, successively integrating out the right handed neutrinos, is performed using the software packages REAP / MPT [8].

We generate appropriate numerical values for the coefficients $\alpha_{11}, \alpha_{12}, \alpha_{13}, \alpha_{22}, \alpha_{23}$, so that after the evolution of m to low energy we obtain values in agreement with the experimental data. The coefficient α_{33} is set to unity (which can always be done by adjusting the value of b_2). Experimentally acceptable solutions can be seen in Table IV. In Table V we present the resulting values of α_{ij} and m_{ij}^2 at the scale M_Z . The mass-squared differences lie in the ranges $m_{atm}^2 = [1.33 - 3.39] \times 10^{-3} \text{eV}^2$, $m_{sol}^2 = [7.24 - 8.85] \times 10^{-5} \text{eV}^2$. These are consistent

| Solution | 11 | 12 | 13 | 22 | 23 |
|----------|---------|---------|---------|---------|---------|
| 1. | 0.10535 | 0.10972 | 0.86012 | 0.10491 | 0.91014 |
| 2. | 0.11939 | 0.10954 | 0.80912 | 0.10683 | 0.93832 |
| 3. | 0.10392 | 0.11787 | 0.97796 | 0.10512 | 0.98749 |
| 4. | 0.09143 | 0.10962 | 0.87616 | 0.10063 | 0.93798 |
| 5. | 0.12697 | 0.12745 | 0.99860 | 0.11652 | 0.99980 |
| 6. | 0.10920 | 0.09638 | 1.00975 | 0.10238 | 0.93561 |
| 7. | 0.10124 | 0.11682 | 0.98568 | 0.10688 | 0.99156 |
| 8. | 0.12358 | 0.09514 | 0.99580 | 0.10434 | 0.95646 |
| 9. | 0.13006 | 0.11973 | 1.02235 | 0.10378 | 0.89460 |
| 10. | 0.12665 | 0.12137 | 1.00029 | 0.10695 | 0.91578 |

TABLE IV : Numerical values of parameters 11, 12, 13, 22, 23 at M_G .

| Soln. | $m_{atm}^2 \cdot 10^3$ | $m_{sol}^2 \cdot 10^5$ | 12 | 13 | 23 |
|-------|------------------------|------------------------|--------|--------|--------|
| 1. | 2.7149 | 7.9621 | 29.442 | 3.9859 | 44.114 |
| 2. | 2.3145 | 7.9514 | 34.289 | 12.507 | 51.047 |
| 3. | 1.8978 | 8.6141 | 30.560 | 0.8656 | 46.230 |
| 4. | 3.0062 | 8.3217 | 34.347 | 1.8512 | 44.333 |
| 5. | 3.3905 | 7.2468 | 30.245 | 2.9355 | 36.900 |
| 6. | 3.2459 | 7.5351 | 34.296 | 1.3701 | 46.947 |
| 7. | 2.0171 | 7.9464 | 34.432 | 1.0086 | 50.279 |
| 8. | 1.3321 | 7.9060 | 37.646 | 6.1490 | 43.067 |
| 9. | 2.4867 | 8.8561 | 29.592 | 5.6007 | 42.970 |
| 10. | 2.1652 | 7.8869 | 29.189 | 3.1512 | 37.220 |

TABLE V : Values of the physical parameters m_{atm}^2 , m_{sol}^2 , 12, 13, 23 at M_Z (mass units eV^2).

with the experimental data $m_{atm,exp}^2 = [1.3 \text{ } 3.4] \cdot 10^3 eV^2$ and $m_{sol,exp}^2 = [7.1 \text{ } 8.9] \cdot 10^5 eV^2$. The mixing angles are also found in the allowed ranges $\theta_{12} = [29.4 \text{ } 37.6]$, $\theta_{23} = [36.9 \text{ } 51.0]$ and $\theta_{13} = [0.86 \text{ } 12.50]$.

In figure (4) we plot the running of the three light neutrino Majorana masses ($m_1 < m_2 < m_3$) in the energy range $M_G \sim M_Z$. The initial (GUT) neutrino eigen-masses are all larger than their low energy values. Significant running is observed mainly for the heaviest eigen-mass m_3 . For experimentally acceptable mass-squared differences m_{ij}^2 at M_Z , in all cases their corresponding values at the GUT scale lie out of the acceptable range. In this scenario with hierarchical light neutrino masses, we find that large renormalization effects occur above the heavy neutrino threshold since the Yukawa couplings Y are large and the second term in (15) dominates. Also, since $m_1 < m_{sol}$, the solar angle turns out to be more stable compared to the running of the θ_{23} , as can be seen in Figure (5). These results are in agreement with the findings of [10].

In figure (7) we plot the distribution m_{atm}^2 versus m_{sol}^2 at the two scales M_G (Table VI) and M_Z for the

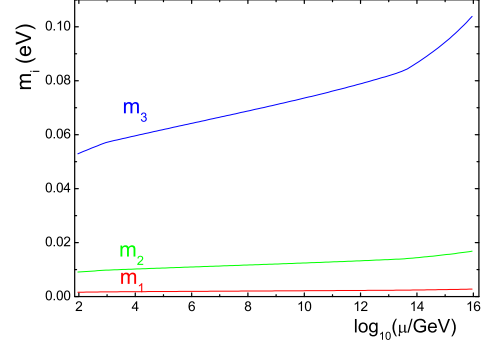


FIG. 4: The running of the light neutrino masses.

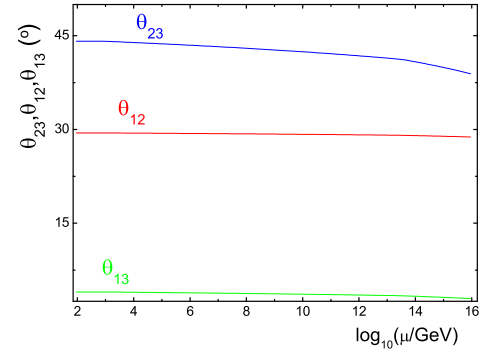


FIG. 5: The evolution of the mixing angles.

ten models of Table IV. We find that the hierarchy of the neutrino masses at the Pati-Salam breaking scale tends to be greater than that at low energies. Several models predict $m_{23}^2 = m_{21}^2$ out of the experimental range at M_G , although after the running at M_Z they are consistent with the data.

Finally, we check the predictions of our model for the effective neutrino mass parameter relevant for $\beta\beta$ decay. This parameter can be written in terms of the observable quantities as

$$|m_{ij}| = (m_1 \cos^2 \theta_{12} + e^{i\phi} \frac{m_{sol}}{m_{atm}} \sin^2 \theta_{12}) \cos^2 \theta_{13} + \frac{m_{sol}}{m_{atm}} \sin^2 \theta_{13} e^{i\phi} : (17)$$

In the last column of Table (VI) the $\beta\beta$ -decay predictions are presented for solutions 1-10. Many current experiments attempt to measure this quantity [25]; the best current limit on the effective mass is given by the Heidelberg-Moscow collaboration [26]

$$|m_{ij}| < 0.35 \text{ eV} ; (18)$$

| Soln. | $m_{\text{atm}}^2 (M_G)$ | $m_{\text{sol}}^2 (M_G)$ | $\ln i$ | b_2 |
|-------|--------------------------|--------------------------|---------|-------|
| 1. | 10.5294 | 27.6096 | 0.00361 | 3.41 |
| 2. | 8.1987 | 30.1333 | 0.00633 | 2.88 |
| 3. | 7.2533 | 31.6108 | 0.00607 | 1.50 |
| 4. | 11.7749 | 30.4352 | 0.00753 | 1.28 |
| 5. | 14.093 | 23.7416 | 0.00346 | 2.85 |
| 6. | 12.347 | 28.2642 | 0.00822 | 1.26 |
| 7. | 7.4256 | 30.855 | 0.00821 | 1.23 |
| 8. | 5.2910 | 29.8775 | 0.00852 | 1.17 |
| 9. | 9.74656 | 30.5418 | 0.00379 | 3.64 |
| 10. | 8.99695 | 25.8838 | 0.00327 | 3.42 |

TABLE VI: Values of the physical parameters m_{atm}^2 and m_{sol}^2 at M_G ; the effective neutrino mass $\ln i$ related to θ_0 decay; and the parameter b_2 which determines the scale of the light matrix m .

where the parameter $z = 0(1)$ allows for uncertainty arising from nuclear matrix elements.

In a recent analysis of neutrinoless double beta decay [27] the allowable range of the effective mass parameter was given for specific scenarios. In the case of the normal hierarchy the bounds are

$$0 < \ln i < 0.007 \text{ eV} \quad (19)$$

thus our results are in the experimentally acceptable region.

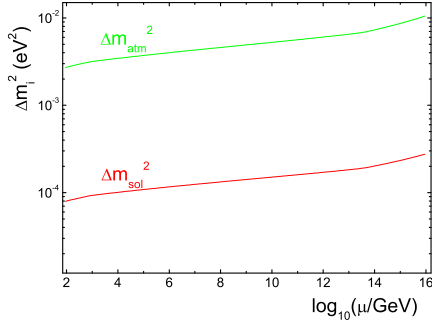


FIG. 6: Running of m_{sol}^2 and m_{atm}^2 .

IV. CONCLUSIONS

In this work, we studied the running of neutrino masses and mixing angles in a supersymmetric string-inspired $SU(4) \times SU(2)_L \times SU(2)_R \times U(1)_X$ model. An accurate description of the low energy neutrino data forced us to introduce two singlets charged under the $U(1)_X$, leading to two expansion parameters. The mass matrices are then

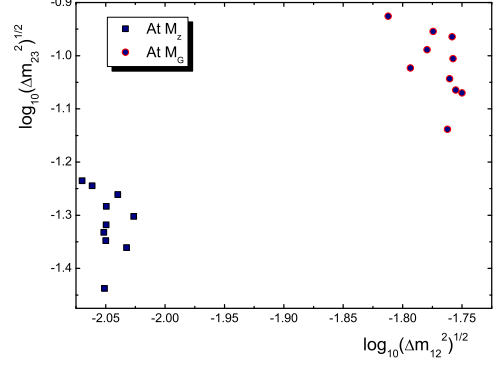


FIG. 7: m_{12}^2 and m_{23}^2 at M_Z and at M_G .

constructed in terms of three expansion parameters

$$\frac{\ln i}{M_U}; \quad \frac{\ln H}{M_U^2}; \quad \frac{\ln i}{M_U}; \quad (20)$$

where \ln and $\ln H$ are singlets and H, H the $SU(4) \times SU(2)_R$ -breaking Higgses. The model is simplified by the fractional $U(1)_X$ charges of H and H , which ensure that the parameter \ln only appears as a prefactor to the heavy Majorana neutrino masses.

The expansion parameter arising from the Higgs v.e.v.'s defines the ratio of the $SU(4)$ breaking scale M_G to the unification scale M_U : we performed a renormalization group analysis of gauge couplings under this constraint and found successful unification with the addition of extra states usually present in a string spectrum.

Assuming that only the third generation of quarks and charged leptons acquire masses at tree level and under a specific choice of $U(1)_X$ charges as well as Clebsch factors, we examined the implications for the light neutrino masses resulting from the see-saw formula. We found that the light neutrino mass spectrum is hierarchical and that the mass hierarchy tends to be larger at the GUT scale than at M_Z due to the renormalization group running. The solar mixing angle θ_{12} is stable under RG evolution while larger renormalization effects are found for the atmospheric mixing angle θ_{23} and θ_{13} , always with their values at M_Z in agreement with experiment.

Acknowledgements

This research was funded by the program HERAK-LEITOS' of the Operational Program for Education and Initial Vocational Training of the Hellenic Ministry of Education under the 3rd Community Support Framework and the European Social Fund. TD is supported by the Impuls- und Vernetzungsfond der Helmholtz-Gesellschaft.

-
- [1] J.N. Bahcall, M.C. Gonzalez-Garcia and C. Pena-Garay, [arXiv:hep-ph/0406294]; G. Altarelli, arXiv:hep-ph/0405182; M. Maltoni, T. Schwetz, M.A. Tortola and J.W.F. Valle, New J. Phys. 6, 122 (2004) [arXiv:hep-ph/0405172]; M.C. Gonzalez-Garcia and C. Pena-Garay, Phys. Rev. D 68, 093003 (2003) [arXiv:hep-ph/0306001].
- [2] J.C. Pati and A. Salam, Phys. Rev. D 10 (1974) 275. R.N.M. Ohapatra and J.C. Pati, Phys. Rev. D 11 (1975) 2558.
- [3] S.T. Petcov and A.Y. Smimov, Phys. Lett. B 322, 109 (1994) [arXiv:hep-ph/9311204].
- [4] H.M. Inakata and A.Y. Smimov, Phys. Rev. D 70, 073009 (2004) [arXiv:hep-ph/0405088]. For a recent review see e.g. H.M. Inakata, [arXiv:hep-ph/0505262].
- [5] S. Antusch, S.F. King and R.N.M. Ohapatra, arXiv:hep-ph/0504007; P.H. Frampton and R.N.M. Ohapatra, JHEP 0501, 025 (2005) [arXiv:hep-ph/0407139]; For a review see R.N.M. Ohapatra and A.Y. Smimov, arXiv:hep-ph/0603118.
- [6] S.T. Petcov, Phys. Lett. B 110, 245 (1982); R. Barbieri et al., JHEP 9812, 017 (1998); A.S. Joshipura and S.D. Rindani, Eur. Phys. J. C 14, 85 (2000); R.N.M. Ohapatra, A. Perez-Lorenzana and C.A. de Sousa Pires, Phys. Lett. B 474, 355 (2000); Q. Sha and Z. Tavartkiladze, Phys. Lett. B 482, 145 (2000). L. Lavoura, Phys. Rev. D 62, 093011 (2000); W. Grimus and L. Lavoura, Phys. Rev. D 62, 093012 (2000); T. Kitabayashi and M. Yasue, Phys. Rev. D 63, 095002 (2001); K.S. Babu and R.N.M. Ohapatra, Phys. Lett. B 532, 77 (2002); R.N.M. Ohapatra, S. Nasri and H.B. Yu, arXiv:hep-ph/0603020.
- [7] G.K. Leontaris, J. Rizos and A. Psallidas, Phys. Lett. B 597, 182 (2004) [arXiv:hep-ph/0404129]; G.K. Leontaris, A. Psallidas and N.D. Vlachos, arXiv:hep-ph/0511327; See also K.L.M. McDonald and B.H.J.M. Kelller, arXiv:hep-ph/0603129.
- [8] S. Antusch, J. Kersten, M. Lindner, M. Ratz and M.A. Schmidt, JHEP 0503, 024 (2005) [arXiv:hep-ph/0501272].
- [9] J.W. Mei, Phys. Rev. D 71, 073012 (2005) [arXiv:hep-ph/0502015].
- [10] J. Ellis, A. Hektor, M. Kadastik, K. Kannike and M. Raidal, arXiv:hep-ph/0506122.
- [11] T. Dent, G. Leontaris and J. Rizos, Phys. Lett. B 605, 399 (2005) [arXiv:hep-ph/0407151].
- [12] I. Antoniadis and G.K. Leontaris, Phys. Lett. B 216, 333 (1989); I. Antoniadis, G.K. Leontaris and J. Rizos, Phys. Lett. B 245, 161 (1990); G.K. Leontaris and J. Rizos, Nucl. Phys. B 554, 3 (1999).
- [13] B.C. Allanach and S.F. King, Nucl. Phys. B 459, 75 (1996). [arXiv:hep-ph/9509205]; J.C. Pati, Nucl. Phys. Proc. Suppl. 137 (2004) 127 [arXiv:hep-ph/0407220]; J.C. Pati, arXiv:hep-ph/0507307.
- [14] B.C. Allanach, S.F. King, G.K. Leontaris and S. Lola, Phys. Rev. D 56, 2632 (1997).
- [15] B.C. Allanach and S.F. King, Phys. Lett. B 353 477 (1995).
- [16] G.K. Leontaris and N.D. Tracas, Phys. Lett. B 372 219 (1996).
- [17] S. Eidelman et al., Phys. Lett. B 592, 1 (2004).
- [18] N. Irges, S. Lavignac and P. Ramond, Phys. Rev. D 58, 035003 (1998); G. Altarelli and F. Feruglio, Phys. Lett. B 439, 112 (1998); J.R. Ellis, G.K. Leontaris, S. Lola and D.V. Nanopoulos, Eur. Phys. J. C 9, 389 (1999); G.K. Leontaris and J. Rizos, Nucl. Phys. B 567, 32 (2000).
- [19] P.H. Chankowski and Z. Plucienik, Phys. Lett. B 316 (1993) 312 [arXiv:hep-ph/9306333]; K.S. Babu, C.N. Leung and J.T. Pantaleone, Phys. Lett. B 319 (1993) 191 [arXiv:hep-ph/9309223]; S. Antusch, M. Drees, J. Kersten, M. Lindner and M. Ratz, Phys. Lett. B 519 (2001) 238 [arXiv:hep-ph/0108005]; S. Antusch, M. Drees, J. Kersten, M. Lindner and M. Ratz, Phys. Lett. B 525 (2002) 130 [arXiv:hep-ph/0110366].
- [20] S. Antusch, J. Kersten, M. Lindner, and M. Ratz, Phys. Lett. B 538 (2002), 87[95, [hep-ph/0203233]. J.A. Casas, J.R. Espinosa, A. Ibarra and I. Navarro, Nucl. Phys. B 573, 652 (2000) [arXiv:hep-ph/9910420]. P.H. Chankowski, W. Krolkowski and S. Pokorski, Phys. Lett. B 473, 109 (2000) [arXiv:hep-ph/9910231].
- [21] S. Antusch, J. Kersten, M. Lindner and M. Ratz, Nucl. Phys. B 674, 401 (2003) [arXiv:hep-ph/0305273].
- [22] B. Grzadkowski and M. Lindner, Phys. Lett. B 193 (1987) 71, B. Grzadkowski, M. Lindner, and S. Theisen, Phys. Lett. B 198 (1987) 64, J.A. Casas, J.R. Espinosa, A. Ibarra, and I. Navarro, Nucl. Phys. B 556 (1999), 3[22, [hep-ph/9904395]. J.A. Casas, J.R. Espinosa, A. Ibarra, and I. Navarro, Nucl. Phys. B 569 (2000), 82[106, [hep-ph/9905381].
- [23] J. R. Ellis and S. Lola, Phys. Lett. B 458, 310 (1999) [arXiv:hep-ph/9904279]. R. Barbieri, G.G. Ross and A. Stumia, JHEP 9910, 020 (1999) [arXiv:hep-ph/9906470].
- [24] M. Dine, N. Seiberg and E. Witten, Nucl. Phys. B 289 589 (1987).
- [25] For a review see e.g. S.T. Petcov, arXiv:hep-ph/0504166.
- [26] H.V. Klapdor-Kleingrothaus et al., Eur. Phys. J. A 12, 147 (2001).
- [27] S. Choubey and W. Rodejohann, Phys. Rev. D 72, 033016 (2005) [arXiv:hep-ph/0506102].