

Dynam ic P roperties of C harm on ium

O lga Lakhina and Eric S. Swanson

D epartm ent of Physics and A stronom y, University of P ittsburgh, P ittsburgh PA 15260

Nonrelativistic quark m odels of charm onia are tested by com parison of theoretical charm onium decay constants, form factors, and widths with experim ent and lattice gauge com putations. The im portance of relativistic e ffects, a running coupling, and the correct im plem entation of bound state e ffects are dem onstrated. W e describe how an im proved m odel and com putational techniques resolve several outstanding issues in previous nonrelativistic quark m odels such as the use of ‘correction’ factors in quark m odel form factors, arti cial energy prescriptions in decay constant calculations, and ad hoc phase space m odifications. W e com m ent on the sm allest experim ental value of f_{∞} and the D -wave com ponent of the $J=1$. Decay constants and widths for bottom onium are also presented.

I. INTRODUCTION

New spectroscopy from the B factories and the advent of CLEO -c and the BES upgrade have led to a resurgence of interest in charm onia. Am ong the new developm ents are the discovery of the ψ_c and h_c mesons and the observation of the enigm atic X (3872) and Y (4260) states at Belle[1]. Furthermore, lattice gauge theory is now able to produce reasonably accurate m easurem ents of charm onia m asses and form factors[2]. It is thus opportune to re-exam ine constituent quark m odel predictions of charm onia properties in an attempt to re-ne current m odels, test quark m odels in new regim es, and look for the expected failure of these m odels.

It is evident that the quality of spectra is only a rough indication of m odel e cacy. Thorough tests of m odels requires probing quark dynam ics in di erent regim es. W e shall pursue this by com puting charm onia observables such as decay constants, elastic and transition form factors, and decay rates. This investigation is therefore com plem entary to that of Ref. [3], which exam ined spectra, electrom agnetic transitions, and strong decay rates. W e rem ark that the latter is a nonperturbative process which requires further m odelling in contrast to the observables com puted here, which are driven by well-de ned electroweak currents.

In the follow ing we will dem onstrate that agreem ent with experim ental charm onium decay constants requires a weakening of the short range quark interaction with respect to the standard Coulom b interaction. This weakening is in accord with the running coupling of perturbative QCD and elim inates the need for an arti cial energy dependence that was introduced by Godfrey and Isgur[4] to t experim ental decay constants.

Single quark elastic and transition form factors are considered in Sections IV and V. The agreem ent with recent lattice com putations is very good, but requires that the standard nonrelativistic reduction of the current not be m ade and that the running coupling described above be em ployed. As w ill be shown, this obviates the need for the phenomenological factor introduced for electroweak decays in the ISGW m odel[5]. Analogous results for bottom onium are presented in Appendix B.

Section VI analyzes the two photon decays of charm onia. W e argue that this decay should be described in term s of bound state perturbation theory and that it is therefore a convolution of form factors and decay constants. In contrast with traditional approaches, the resulting com putations are in good agreem ent with experim ent and im prove the agreem ent with low energy theorem s. This perm its the elim ination of an arti cial m ass dependence em ployed in Ref. [4] in an attempt to im prove agreem ent with experim ent.

II. NONRELATIVISTIC CHARMONIUM STRUCTURE

W e adopt the standard practice of describing charm onia with nonrelativistic kinem atics, a central con nining potential, and order $v^2=c^2$ spin-dependent interactions. Thus $H = 2m + P_{rel}^2/2 + V_C + V_{SD}$ where

$$V_C(r) = \frac{4}{3} \frac{c}{r} + br; \quad (1)$$

and

$$V_{SD}(r) = \frac{32}{9m_q^2} \frac{e^{k^2=4^2}}{S_q} S_q + \frac{2}{r^3} \frac{b}{2r} \frac{1}{m_q^2} \mathcal{L} S + \frac{4}{m_q^2 r^3} T; \quad (2)$$

where $3T = 3\hat{t} \cdot \hat{q} \cdot \hat{S}_q \cdot \hat{S}_q \cdot \hat{S}_q$. The strengths of the Coulomb and hyperfine interactions have been taken as separate parameters. Perturbative gluon exchange implies that $\alpha_c = \alpha_H$ and we find that the fits prefer the near equality of these parameters.

As will be described below, the observables considered here require a weaker ultraviolet interaction than that of Eq. 1. We therefore introduce a running coupling that recovers the perturbative coupling of QCD but saturates at a phenomenological value at low momenta:

$$\alpha_c \rightarrow \alpha_c(k) = \frac{4}{\log e^{\frac{4}{\alpha_0}} + \frac{k^2}{\Lambda^2}} \quad (3)$$

with α_0 taken to be 9. One can identify the parameter with α_{QCD} because $\alpha_c(k)$ approaches the one loop running constant of QCD. However, this parameter will also be fit to experimental data in the following (nevertheless, the resulting preferred value is reassuringly close to expectations). Parameters and details of the fit are presented in Appendix A.

The resulting low lying spectra are presented in Table I. The first column presents the results of the BGS model [3], which was tuned to the available charmonium spectrum. The second and third columns, labelled BGS+log, makes the replacement of Eq. 3; the parameters have not been retuned. One sees that the $J=$ and α_c masses have been raised somewhat and that the splitting has been reduced to 80 MeV. Heavier states have only been slightly shifted. It is possible to fit the $J=$ and α_c masses by adjusting parameters, however this tends to ruin the agreement of the model with the excited states. We therefore choose to compare the BGS and BGS+log models without any further adjustment to the parameters. A comparison with other models and lattice gauge theory can be found in Ref. [1].

TABLE I: Spectrum of cc mesons (GeV).

state	BGS	BGS log = 0.25 GeV	BGS log = 0.4 GeV	experiment
$c(1^1S_0)$	2.981	3.088	3.052	2.979
$c(2^1S_0)$	3.625	3.669	3.655	3.638
$c(3^1S_0)$	4.032	4.067	4.057	—
$c(4^1S_0)$	4.364	4.398	4.391	—
$c_2(1^1D_2)$	3.799	3.803	3.800	—
$c_2(2^1D_2)$	4.155	4.158	4.156	—
$J= (1^3S_1)$	3.089	3.168	3.139	3.097
(2^3S_1)	3.666	3.707	3.694	3.686
(3^3S_1)	4.060	4.094	4.085	4.040
(4^3S_1)	4.386	4.420	4.412	4.415
(1^3D_1)	3.785	3.789	3.786	3.770
(2^3D_1)	4.139	4.143	4.141	4.159
$_2(1^3D_2)$	3.800	3.804	3.801	—
$_2(2^3D_2)$	4.156	4.159	4.157	—
$_3(1^3D_3)$	3.806	3.809	3.807	—
$_3(2^3D_3)$	4.164	4.167	4.165	—
$c_0(1^3P_0)$	3.425	3.448	3.435	3.415
$c_0(2^3P_0)$	3.851	3.870	3.861	—
$c_0(3^3P_0)$	4.197	4.214	4.207	—
$c_1(1^3P_1)$	3.505	3.520	3.511	3.511
$c_1(2^3P_1)$	3.923	3.934	3.928	—
$c_1(3^3P_1)$	4.265	4.275	4.270	—
$c_2(1^3P_2)$	3.556	3.564	3.558	3.556
$c_2(2^3P_2)$	3.970	3.976	3.972	—
$c_2(3^3P_2)$	4.311	4.316	4.313	—
$h_c(1^1P_1)$	3.524	3.536	3.529	—
$h_c(2^1P_1)$	3.941	3.950	3.945	—
$h_c(3^1P_1)$	4.283	4.291	4.287	—

As has been stressed above, the spectrum is not a particularly robust test of model reliability because it only probes gross features of the wavefunction. Alternatively, observables such as strong and electroweak decays probe

different wavefunction momentum scales. For example, decay constants are short distance observables while strong and radiative transitions test intermediate scales. Thus the latter do not add much new information unless the transition occurs far from the zero recoil point. In this case the properties of boosted wavefunctions and higher momentum components become important. We choose to compute charmonium decay constants, elastic and transition form factors, and α_s decays in the following.

III. CHARMONIUM DECAY CONSTANTS

Leptonic decay constants are a simple probe of the short distance structure of hadrons and therefore are a useful observable for testing quark dynamics in this regime. Decay constants are computed by equating their field theoretic definition with the analogous quark model definition. This identification is rigorously valid in the nonrelativistic and weak binding limits where quark model state vectors form good representations of the Lorentz group [5, 7]. The task at hand is to determine the reliability of the computation away from these limits.

The method is illustrated with the vector charmonium decay constant f_V , which is defined by

$$m_V f_V = \langle 0 | j_\mu | V \rangle \quad (4)$$

where m_V is the vector meson mass and ϵ_μ is its polarization vector. The decay constant is computed in the conceptual weak binding and nonrelativistic limit of the quark model and is assumed to be accurate away from these limits. One thus employs the quark model state:

$$|V(P)\rangle = \frac{1}{N_c} \int \frac{d^3k}{(2\pi)^3} \frac{1}{m_q + E_k} \frac{1}{m_q + E_{\tilde{k}}} \epsilon_\mu (\vec{k} + \vec{\tilde{k}} - \vec{P}) \gamma_\mu \gamma_5 \psi(\vec{k}) \psi(\vec{\tilde{k}}) \quad (5)$$

The decay constant is obtained by computing the spatial matrix element of the current in the vector center of mass frame (the temporal component is trivial) and yields

$$f_V = \frac{1}{m_V} \int \frac{d^3k}{(2\pi)^3} \frac{1}{m_q + E_k} \frac{1}{m_q + E_{\tilde{k}}} \epsilon_\mu (\vec{k} + \vec{\tilde{k}}) \gamma_\mu \gamma_5 \psi(\vec{k}) \psi(\vec{\tilde{k}}) = \frac{2}{m_V} \psi(0) \quad (6)$$

The nonrelativistic limit is proportional to the meson wave function at the origin

$$f_V = 2 \frac{1}{m_V} \psi(0) \quad (7)$$

which recovers the well-known result of van Royen and Weisskopf [8].

Similar results hold for other charmonia that couple to electroweak currents. A summary of the results for a variety of models are presented in Table II. The expressions used to compute the table entries and the data used to extract the experimental decay constants are collected in Appendix C.

TABLE II: Charmonium Decay Constants (MeV).

Meson	BGS NonRel	BGS Rel	BGS log = 0.4 GeV	BGS log = 0.25 GeV	lattice	experiment
$J=0$						
$\psi(0)$	795	493	424	402	429 4 25	335 75
$\psi(0)$	477	260	243	240	56 21 3	
$\psi(0)$	400	205	194	193		
$\psi(0)$	615	545	423	393	399 4	411 7
$\psi(0)$	431	371	306	293	143 81	279 8
$\psi(0)$	375	318	267	258		174 18
$J=1$						
$\psi(1)$	145	103	97	93		
$\psi(1)$	196	132	125	120		
$\psi(1)$	223	142	134	130		

The second column shows results of the nonrelativistic computation (Eq. 7) with wavefunctions determined in the Coulomb+linear BGS model. A clear trend is evident as all predictions are approximately a factor of two larger

than experiment (column seven). Using the full spinor structure (column three) improves agreement with experiment substantially, but still yields predictions which are roughly 30% too large. At this stage the lack of agreement must be ascribed to strong dynamics, and this motivated the running coupling model specified above. The fourth and fifth columns give the results obtained from this model. It is apparent that the softening of the short range Coulomb potential induced by the running coupling brings the predictions into very good agreement with experiment.

Column six lists the quenched lattice gauge computations of Ref. [2]. The agreement with experiment is noteworthy; however, the predictions for the ρ_c and ρ_s decay constants are much smaller than those of the quark model (and experiment in the case of the ρ_s). It is possible that this is due to excited state contamination in the computation of the mesonic correlators.

The good agreement between model and experiment has been obtained with a straightforward application of the quark model. This stands in contrast to the methods adopted in Ref. [4] where the authors insert arbitrary factors of $m = E(k)$ in the integrand in order to obtain agreement with experiment (the extra factors of $m = E$ serve to weaken the integrand, approximating the effect of the running coupling used here).

It is very difficult to obtain a value for f_∞ that is as small as experiment. Assuming that the experimental value is reliable it is possible that this difficulty points to serious problems in the quark model. A simple mechanism for diminishing the decay constant is via S-D wave mixing, because the D-wave decouples from the vector current. This mixing can be generated by the tensor interaction of Eq. 2; however, computations yield amplitude reductions of order 2% (too small to explain the effect. Note that S-D mixing can also be created by transitions to virtual meson-meson pairs. Unfortunately, evaluating this requires a reliable model of strong Fock sector mixing and we do not pursue this here.

A similar discussion holds for the e^+e^- width of the (3770) . Namely, the large decay constant $f_{(3770)} = 99 \pm 20$ MeV can perhaps be explained by mixing with nearby S-wave states. Again, the computed effect due to the tensor interaction is an order of magnitude too small and one is forced to look elsewhere (such as loop effects) for an explanation.

Attempts to compute Lorentz scalars such as decay constants or form factors in a noncovariant framework are necessarily ambiguous. As stated above, the results of a computation in the nonrelativistic quark model are only guaranteed to be consistent in the weak binding limit. However the accuracy of the quark model can be estimated by examining the decay constant dependence on model assumptions. For example, an elementary aspect of covariance is that a single decay constant describes the vector (for example) decay amplitude in all frames and for all four-momenta. Thus the decay constant computed from the temporal and spatial components of the matrix element $\langle 0 | j_\mu | j \rangle$ should be equal. As pointed out above, setting $\mathbf{P} = 0$ yields the trivial result $0 = 0$ in the vector rest frame. However, away from the rest frame one obtains the result

$$f_V = \frac{P}{N_c E(P)} \int \frac{d^3k}{(2\pi)^3} \langle k; P | \mathbf{P} \frac{1}{E(k+P=2)} \mathbf{P} \frac{1}{E(k-P=2)} \frac{1}{2} \left(\frac{P}{E(k+P=2)+m} + \frac{P}{E(k-P=2)+m} \right) | \quad (8)$$

or, in the nonrelativistic limit

$$f_V = \frac{P}{N_c M_V} \sim (0) : \quad (9)$$

One sees that covariance is recovered in the weak binding limit where the constituent quark model is formally valid.

Computations of the vector decay constant away from the weak binding limit and the rest frame are displayed in Fig. 1. One sees a reassuringly weak dependence on the vector momentum P . There is, however, a 13% difference in the numerical value of the temporal and spatial decay constants, which may be taken as a measure of the reliability of the method.

IV. SINGLE QUARK ELASTIC FORM FACTORS

Form factors are a powerful determinant of internal hadronic structure because the external current momentum serves as a probe scale. And of course, different currents are sensitive to different properties of the hadron. The simplest form factors are elastic (such as the pion electromagnetic form factor) and it is therefore useful to examine these when tuning and testing models. Unfortunately elastic electromagnetic form factors are not observables for charmonia; however this is an area where lattice gauge theory can aid greatly in the development of models and intuition. In particular, a theorist can choose to couple the external current to a single quark, thereby yielding a nontrivial 'pseudo-observable'. This has been done in Ref. [2] and we follow their lead here by considering the single-quark elastic electromagnetic form factors for pseudoscalar, scalar, vector, and axial vector charmonia.

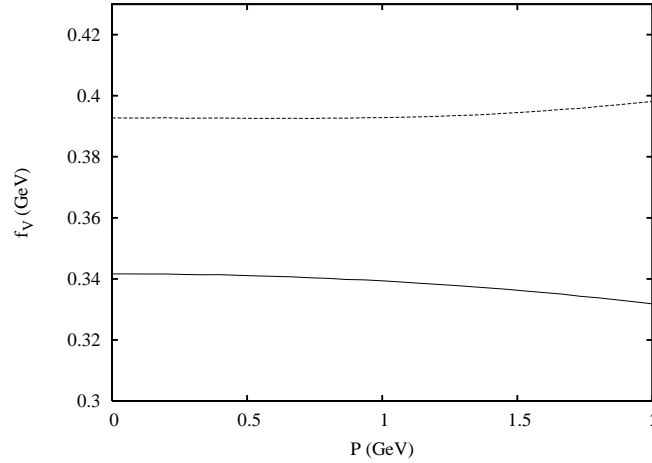


FIG. 1: Temporal (top line) and Spatial (bottom line) Vector Decay Constants in Various Frames.

The technique used to compute the form factors is illustrated by considering the inelastic pseudoscalar electromagnetic matrix element $\langle P_2 | \bar{J} | P_1 \rangle$, where P refers to a pseudoscalar meson. The most general Lorentz covariant decomposition of this matrix element is

$$\langle P_2(p_2) | \bar{J} | P_1(p_1) \rangle = f(Q^2) (p_2 + p_1) \cdot \frac{M_2^2 - M_1^2}{Q^2} (p_2 - p_1) \quad (10)$$

where conservation of the vector current has been used to eliminate a possible second invariant. The argument of the form factor is chosen to be $Q^2 = (p_2 - p_1)^2$.

Using the temporal component of the vector current and computing in the rest frame of the initial meson yields

$$f_{sq}(Q^2) = \frac{P \cdot \overline{M_1 E_2}}{(E_2 + M_1) \cdot \frac{M_2^2 - M_1^2}{Q^2} (E_2 - M_1)} \quad (11)$$

$$= \int \frac{d^3k}{(2\pi)^3} (\vec{k} \cdot \vec{q} + \frac{m_2}{m_2 + m_1}) \frac{1}{1 + \frac{m_1}{E_k}} \frac{1}{1 + \frac{m_2}{E_{k+q}}} \left(1 + \frac{(\vec{k} + \vec{q}) \cdot \vec{k}}{(E_k + m_1)(E_{k+q} + m_2)} \right)$$

The pseudoscalars are assumed to have valence quark masses m_1, m_1 and m_2, m_2 for P_1 and P_2 respectively. The masses of the mesons are labelled M_1 and M_2 . The single quark elastic form factor can be obtained by setting $m_1 = m_1 = m_2 = m_2$ and $M_1 = M_2$. In the nonrelativistic limit Eq. 11 reduces to the simple expression:

$$f_{sq}(Q^2) = \int \frac{d^3k}{(2\pi)^3} (\vec{k} \cdot \vec{q} + \frac{q}{2}) : \quad (12)$$

In this case it is easy to see the normalisation condition $f_{sq}(q = 0) = 1$. This is also true for the relativistic elastic single quark form factor of Eq. 11.

A variety of quark model computations of the single quark elastic form factor are compared to lattice results in Fig. 2. It is common to use SHO wavefunctions when computing complicated matrix elements. The dotted curve displays the nonrelativistic form factor (Eq. 12) with SHO wavefunctions (the SHO scale is taken from Ref. [9]). Clearly the result is too hard with respect to the lattice. This problem was noted by ISGW and is the reason they introduce a suppression factor q^2 . ISGW set $q^2 = 0.7$ to obtain agreement with the pion electromagnetic form factor. The same procedure yields the dot-dashed curve in Fig. 2. The results agree well with lattice for small Q^2 ; thus, somewhat surprisingly, the ad hoc ISGW procedure appears to be successful for heavy quarks as well as light quarks.

The upper dashed curve indicates that replacing SHO wavefunctions with full Coulomb + linear wavefunctions gives a somewhat softer nonrelativistic form factor. The same computation with the relativistic expression (Eq. 11), the lower dashed curve, yields a slight additional improvement. Finally, the relativistic BGS + log single quark elastic

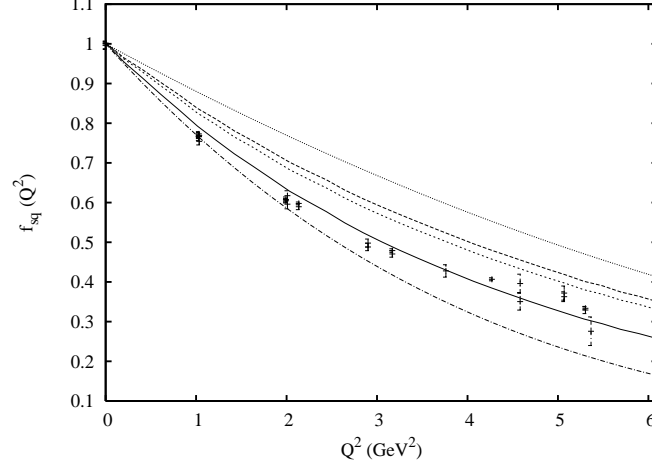


FIG. 2: The Single Quark Form-factor $f_{sq}(Q^2)$. From top to bottom the curves are SHO, nonrelativistic BGS, relativistic BGS, BGS log, and ISGW.

form factor is shown as the solid line and is in remarkably good agreement with the lattice (it is worth stressing that form factor data have not been fit). It thus appears that the ISGW procedure is an ad hoc procedure to account for relativistic dynamics and deviations of simple SHO wavefunctions from Coulomb+linear+log wavefunctions.

A similar procedure can be followed for the vector, scalar, and axial elastic single quark form factors. The necessary Lorentz decompositions and expressions for the form factors are given in Appendix D. The single quark c_0 elastic form factor for the relativistic BGS+log case is shown in Fig. 3. The BGS model yields a very similar result and is not shown. This appears to be generally true and hence most subsequent figures will only display BGS+log results. As can be seen, the agreement with the lattice data, although somewhat noisy, is very good.

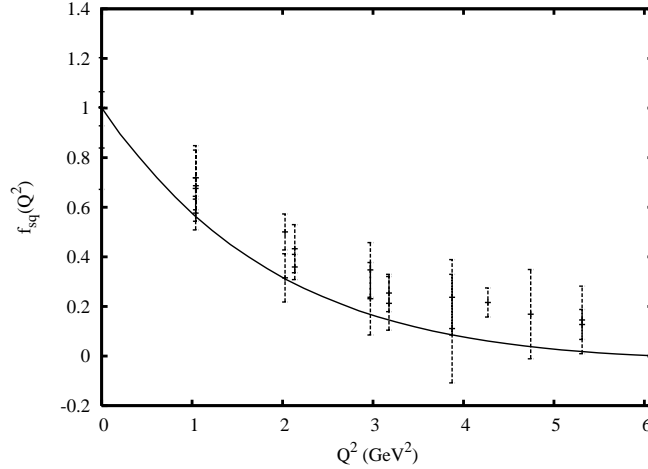


FIG. 3: The c_0 Single Quark Form-factor $f_{sq}(Q^2)$.

The left panel of Fig. 4 shows the single quark $J=$ charge form factor. The agreement of the relativistic BGS+log model with the lattice data is remarkable. The right panel of Fig. 4 contains the magnetic dipole form factor (see Appendix D for definitions). In this case the form factor at zero recoil is model-dependent. In the nonrelativistic limit, Eq. D10 implies that $G_M(q=0) = M_V/m^2$. The model prediction is approximately 10% too small compared to the lattice data. The lattice results have not been tuned to the physical charmonium masses (charmonium masses are approximately 180 MeV too low); however it is unlikely that this is the source of the discrepancy since the ratio M/m is roughly constant when M is near the physical mass. Thus it appears that the problem lies in the quark model. Reducing the quark mass provides a simple way to improve the agreement; however the modifications to the spectrum due to a 10% reduction in the quark mass are difficult to overcome with other parameters while maintaining the excellent agreement with experiment.

Predictions for the single quark elastic electromagnetic form factors of the h_c and c_1 states are shown in Figs. 5

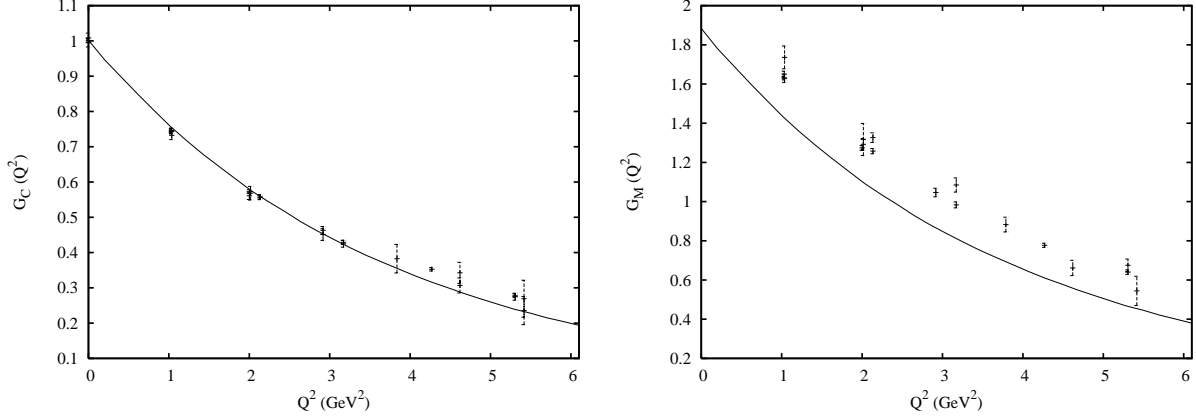


FIG. 4: Single Quark $J=$ Form Factors G_{sq}^C (left) and G_{sq}^M (right).

and 6. As for the $J=$, the charge form factors are normalised at zero recoil, while the magnetic form factors take on model-dependent values at zero recoil. In the nonrelativistic limit these are $G_{sq}^M(q=0) = M = (2m)$ for the h_c and $G_{sq}^M(q=0) = 3M = (4m)$ for the c_1 .

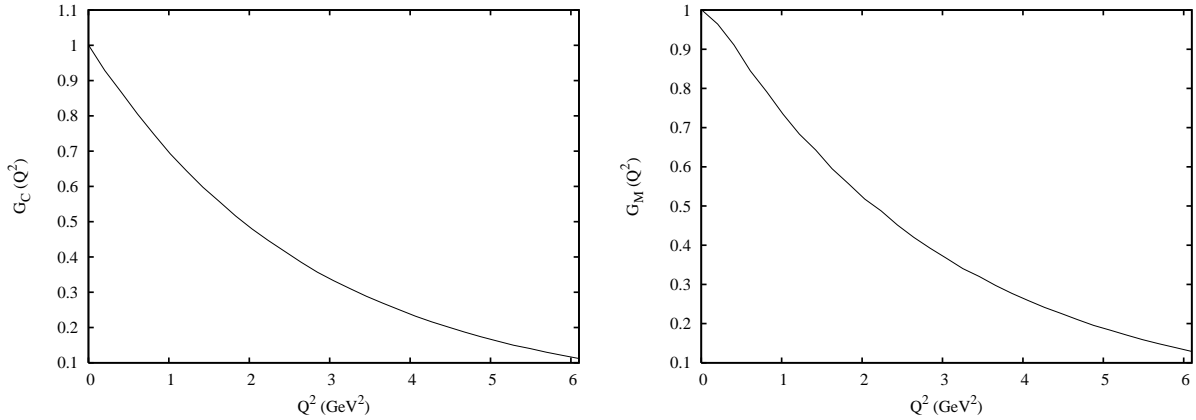


FIG. 5: Single Quark h_c Form Factors G_{sq}^C (left) and G_{sq}^M (right).

The presence of a kinematical variable in form factors makes them more sensitive to covariance ambiguities than static properties such as decay constants. In addition to frame and current component dependence, one also must deal with wavefunction boost effects that become more pronounced as the recoil momentum increases. Presumably it is preferable to employ a frame which minimises wavefunction boost effects since these are not implemented in the nonrelativistic constituent quark model. Possible choices are (i) the initial meson rest frame (ii) the final meson rest frame (iii) the Breit frame. These frames correspond to different mappings of the three momentum to the four momentum: $\vec{p} = Q^2(1 + \dots)$ where $\dots = 0$ in the Breit frame and $\dots = Q^2 = 4M^2$ in the initial or final rest frame (these expressions are for elastic form factors with a meson of mass M). Furthermore, as with decay constants, it is possible to compute the form factors by using different components of the current.

We consider the elastic single quark form factor in greater detail as an example. The form factor obtained from the temporal component of the current in the initial meson rest frame is given in Eqs. 11 and 12. Computing with the spatial components yields Eq. D6 with the nonrelativistic limit

$$f_{sq}(Q^2) = \frac{2M}{m} \int \frac{d^3k}{(2\pi)^3} \langle \vec{k} | \vec{k} + \frac{\vec{q}}{2} | \vec{k} + \frac{\vec{q}}{2} - \frac{\vec{q}}{Q^2} \rangle \quad (13)$$

This can be shown to be equivalent to

$$\frac{2M}{m} \frac{1}{4} \int d^3x j(x) j^2 e^{i\vec{q} \cdot \vec{x} = 2}; \quad (14)$$

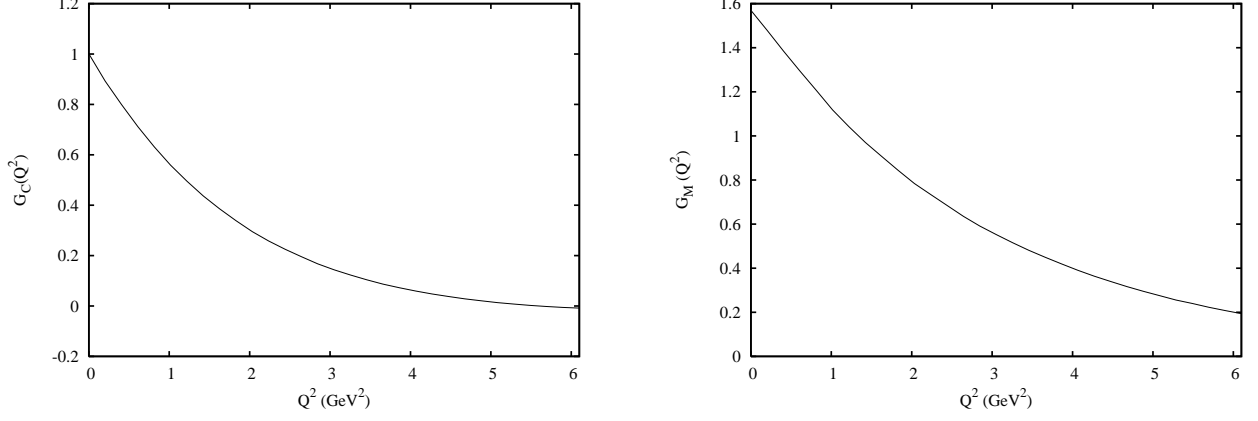


FIG. 6: Single Quark elastic Form Factors G_{sq}^C (left) and G_{sq}^M (right).

which is Eq. 12 in the weak coupling limit. At zero recoil this evaluates to $\frac{M}{2m}$, which is approximately 10% too small with respect to unity. Once again, reducing the quark mass presumably helps in precise agreement.

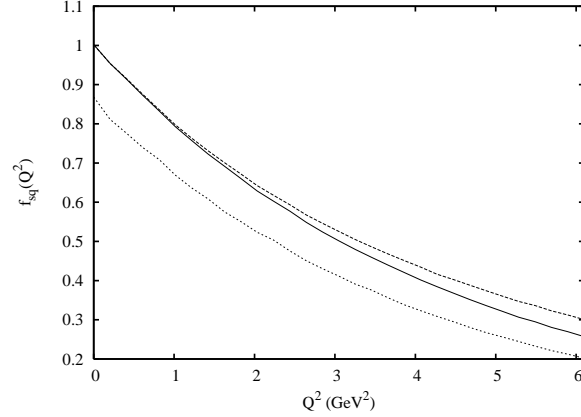


FIG. 7: Covariance Tests for the Single Quark elastic Form Factor.

Fig. 7 compares the various methods of computing the elastic single quark form factor. The solid line is the result of Fig. 2, computed in the initial rest frame with the temporal component of the current. The dashed line is the computation of the form factor in the Breit frame. The good agreement is due to a cancellation between the different four-vector mapping discussed above and the modifications induced by computing the quark model form factor in the Breit frame. The lower dashed line is the form factor computed from the spatial components of the current (Eq. D 6). It is evidently too small compared to the correctly normalised results by approximately a factor of $2m \approx M$, indicating that the method is accurate at the 10% level.

Finally, the large Q^2 behaviour of pseudoscalar form factors is a controversial topic. We do not presume to resolve the issues here; rather we note that the preferred method for obtaining the form factor yields an asymptotic behaviour proportional to $f_{ps}(Q^2) f_{ps} M_{ps} = Q^2$, which is similar, but not identical, to that expected in perturbative QCD [10]. Nevertheless, the model is not applicable in this regime and the asymptotic scaling should not be taken seriously.

V. CHARMONIUM TRANSITION FORM FACTORS

Transition form factors convolve differing wavefunctions and therefore complement the information contained in single quark elastic form factors. They also have the important benefit of being experimental observables at $Q^2 = 0$.

The computation of transition form factors proceeds as for elastic form factors, with the exception that the current is coupled to all quarks. Lorentz decompositions and quark model expressions for a variety of transitions are presented in App. D. The mapping between three-momentum and Q^2 is slightly different in the case of transition form factors.

In the Breit frame this is

$$\vec{q}^2 = Q^2 + \frac{(m_2^2 - m_1^2)^2}{Q^2 + 2m_1^2 + 2m_2^2}; \quad (15)$$

while in the initial rest frame it is

$$\vec{q}^2 = \frac{Q^4 + 2Q^2(m_1^2 + m_2^2) + (m_1^2 - m_2^2)^2}{4m_1^2}; \quad (16)$$

An analogous result holds for the final rest frame mapping.

Computed form factors are compared to the lattice calculations of Ref. [2] and experiment (where available) in Figs. 8 to 12. Experimental measurements (denoted by squares in the figures) have been determined as follows: For $J = \frac{1}{2}^-$ Crystal Barrel [1] measure = 1.14 ± 0.33 keV. Another estimate of this rate may be obtained by combining the Belle measurement [12] of $(\frac{1}{2}^- \rightarrow \frac{1}{2}^-)$ with the rate for $J = \frac{1}{2}^- \rightarrow \frac{1}{2}^-$ reported in the PDG [6]. One obtains $(J = \frac{1}{2}^- \rightarrow \frac{1}{2}^-) = 2.9 \pm 1.5$ keV [2]. Both these data are displayed in Fig. 8.

Two experimental points for $\psi(3770) \rightarrow J = \frac{1}{2}^-$ are displayed in Fig. 9 (left panel). These correspond to the PDG value $(\psi(3770) \rightarrow \frac{1}{2}^-) = 115 \pm 14$ keV and a recent result from CLEO [13]: $(\psi(3770) \rightarrow \frac{1}{2}^-) = 204 \pm 31$ keV.

Finally, the experimental points for the E_1 and M_2 $\psi(3770) \rightarrow J = \frac{1}{2}^-$ multipoles (Fig. 12) are determined from the decay rate reported in the PDG and the ratio $M_2/E_1 = 0.002 \pm 0.032$ determined by E835 [14].

Overall the agreement between the model, lattice, and experiment is impressive. The exception is the E_1 multipole for $\psi(3770) \rightarrow \frac{1}{2}^-$. We have no explanation for this discrepancy. Note that the quenched lattice and quark model both neglect coupling to higher Fock states, which could affect the observables. The agreement with experiment indicates that such effects are small (or can be effectively subsumed into quark model parameters and the lattice scale), thereby justifying the use of the quenched approximation and the simple valence quark model when applied to these observables.

Predictions for excited state form factors are simple to obtain in the quark model (in contrast to lattice gauge theory, where isolating excited states is computationally difficult). Two examples are presented in Fig. 13. The agreement with experiment (squares) is acceptable.

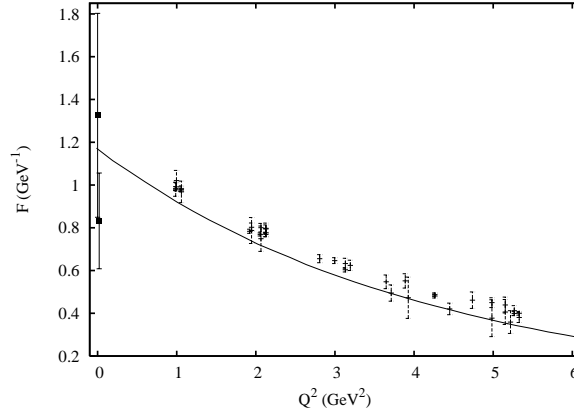


FIG. 8: Form Factor $F(Q^2)$ for $J = \frac{1}{2}^- \rightarrow \frac{1}{2}^-$. Experimental points are indicated with squares.

V I. CHARMONIUM WIDTHS

Two-photon decays of mesons are of considerable interest as a search mode, a probe of internal structure, and as a test of nonperturbative QCD modelling. An illustration of the importance of the latter point is the recent realization that the usual factorisation approach to orthopositronium (and its extensions to QCD) decay violates low energy theorems [15].

A. Formalism and Motivation

It has been traditional to compute decays such as $P \rightarrow \gamma \gamma$ by assuming factorisation between soft bound state dynamics and hard rescattering into photons [16]. This approximation is valid when the photon energy is much greater

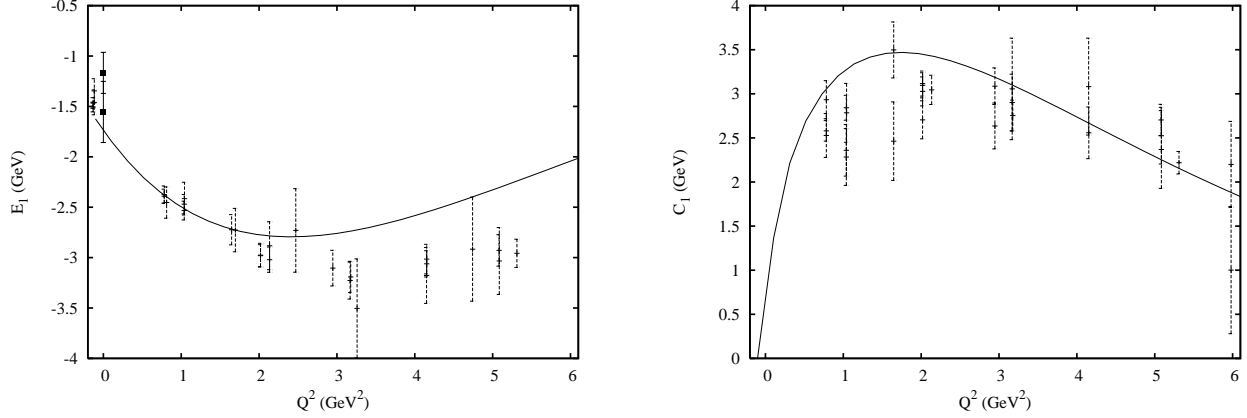


FIG. 9: Form Factors $E_1(Q^2)$ (left) and $C_1(Q^2)$ (right) for $\rho(0) \rightarrow J=0$. Experimental points are indicated with squares.

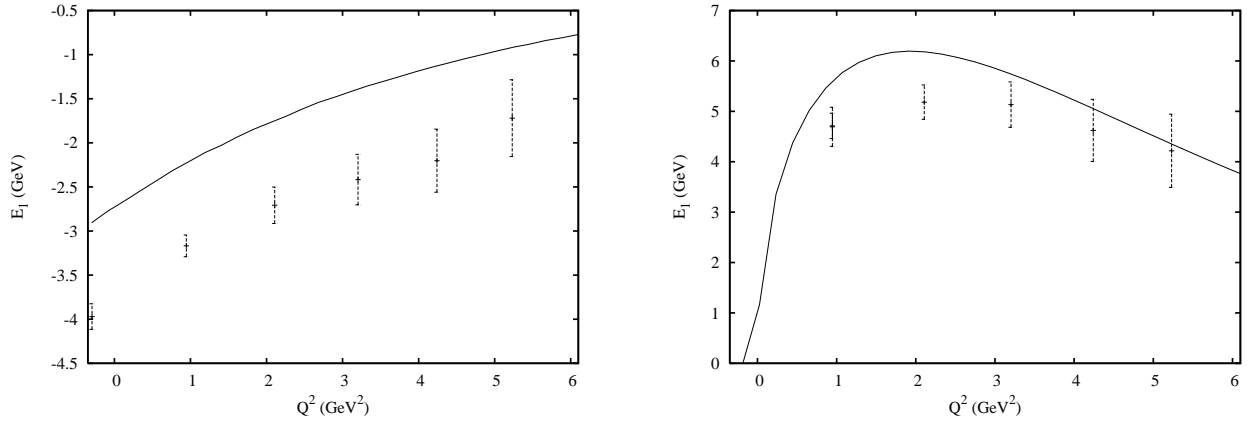


FIG. 10: Form Factors $E_1(Q^2)$ (left) and $C_1(Q^2)$ (right) for $h_c \rightarrow c$.

than the binding energy $E_B \sim m^2$. This is a difficult condition to satisfy in the case of QCD where $\alpha_s \sim 1$. Nevertheless, this approach has been adopted to inclusive strong decays of mesons [17, 18, 19] and has been extensively applied to two-photon decays of quarkonia [20].

The application of naive factorisation to orthopositronium decay (or $M \rightarrow ggg$, gg in QCD) leads to a differential decay rate that scales as E for small photon energies [21] (at odds with the E^3 behaviour required by gauge invariance and analyticity (this is Low's theorem [22])). The contradiction can be traced to the scale dependence of the choice of relevant states and can be resolved with a careful NRQED analysis [23]. For example, a parapositronium-photon intermediate state can be important in orthopositronium decay at low energy. Other attempts to address the problem by treating binding energy nonperturbatively can be found in Refs. [24, 25].

Naive factorisation is equivalent to making a vertical cut through the loop diagram representing $P \rightarrow \pi$ [24] (see Fig. 14). Of course this ignores cuts across photon vertices that correspond to the neglected intermediate states mentioned above. In view of this, a possible improvement is to assume that pseudoscalar meson decay to two photons occurs via an intermediate vector meson followed by a vector meson dominance transition to a photon. This approach was indeed suggested long ago by van Royen and Weisskopf [26] who made simple estimates of the rates for $\rho^0 \rightarrow \pi^0 \gamma \gamma$ and $\omega \rightarrow \pi^0 \gamma \gamma$. This proposal is also in accord with time ordered perturbation theory applied to QCD in Coulomb gauge, where intermediate bound states created by instantaneous gluon exchange must be summed over.

Finally, one expects that an effective description should work for sufficiently low momentum photons. The effective Lagrangian for pseudoscalar decay can be written as

$$\mathcal{L} = g \sum_i F_i \tilde{F}_i \quad (17)$$

leading to the prediction $\Gamma \propto 1/m^3$. Since this scaling with respect to the pseudoscalar mass appears to be experimentally satisfied for ρ , ω , η mesons, Isgur et al. inserted an ad hoc dependence of m^3 in their quark model

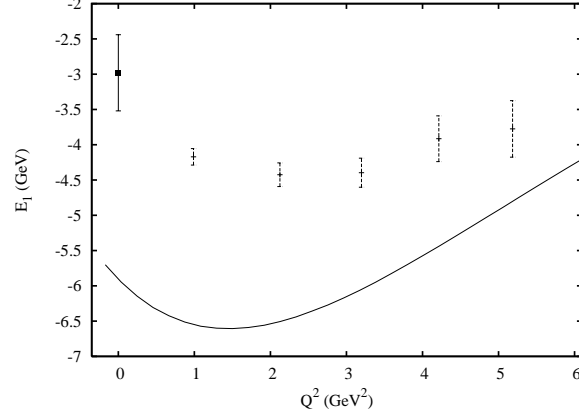


FIG. 11: Form Factor $E_1(Q^2)$ for $c_1!$ $J=$. Experimental points are indicated with squares.

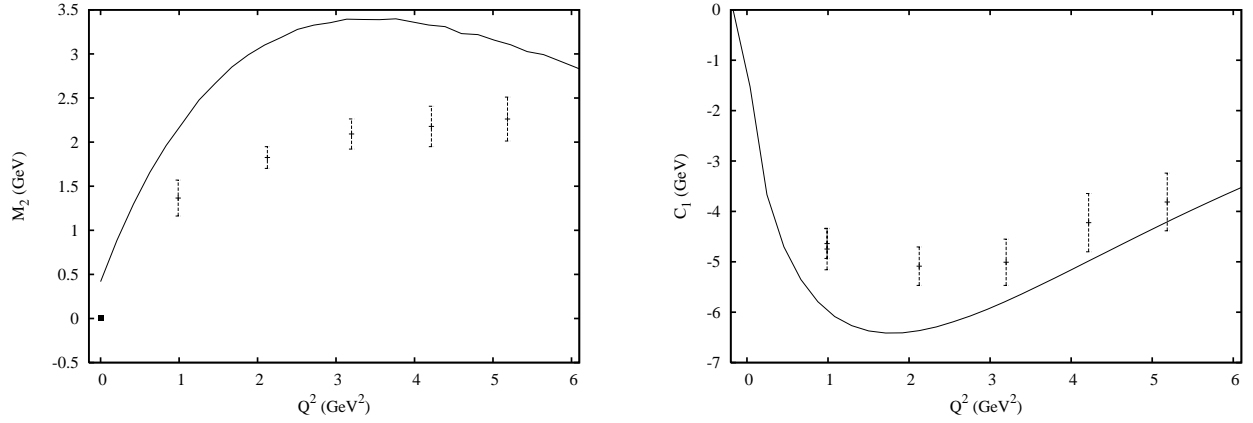


FIG. 12: Form Factors $M_2(Q^2)$ (left) and $C_1(Q^2)$ (right) for $c_1!$ $J=$. Experimental points are indicated with squares.

computations[4, 7]. While perhaps of practical use, this approach is not theoretically justified and calls into doubt the utility of the quark model in this context. Indeed simple quark model computations of the amplitude of Fig. 14 are not dependent on binding energies and can only depend on kinematic quantities such as quark masses.

In view of the discussion above, we chose to abandon the factorisation approach and compute two-photon charmonium decays in the quark model in bound state time ordered perturbation theory. This has the effect of saturating the intermediate state with all possible vectors, thereby bringing in binding energies, a nontrivial dependence on the pseudoscalar mass, and incorporating oblique cuts in the loop diagram.

B. Results

The general amplitude for two-photon decay of scalar and pseudoscalar quarkonium can be written as

$$A(p_1; p_2) = \langle 1; p_1 \rangle \langle 2; p_2 \rangle M \quad (18)$$

with

$$M_{PS} = iM_{PS}(p_1^2; p_2^2; p_1 \cdot p) \quad p_1 \cdot p_2 \quad (19)$$

for pseudoscalar decay and

$$M_S = M_S(p_1^2; p_2^2; p_1 \cdot p) g \quad (20)$$

for scalar decay. The total decay rate is then $\Gamma(S \rightarrow \gamma\gamma) = \frac{m_{PS}^3}{64} |M_{PS}(0;0)|^2$ or $\Gamma(S \rightarrow \gamma\gamma) = |M_S(0;0)|^2 = (8 m_S)$.

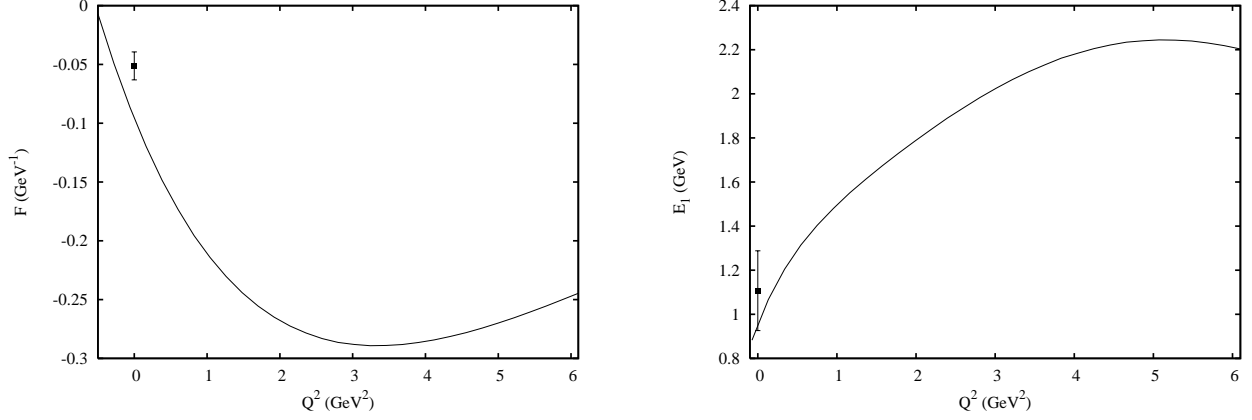


FIG. 13: Form Factor $F(Q^2)$ for $\rho^0 \rightarrow \eta_c$ (left). Form factor $E_1(Q^2)$ for $\rho^0 \rightarrow \eta_{c0}$ (right). Experimental points are indicated with squares.

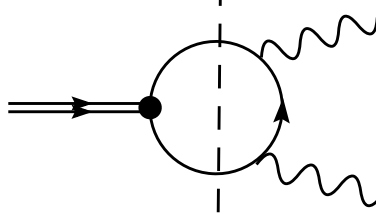


FIG. 14: Naive Factorisation in Positronium Decay.

Before moving on to the quark model computation, it is instructive to evaluate the amplitude in an effective field theory that incorporates pseudoscalars, vectors, and vector meson dominance. The relevant Lagrangian density is

$$\mathcal{L} = iQ m_V f_V V \cdot A - \frac{1}{2} Q F^{(\nu)} F^{(\nu)} V \quad (21)$$

where $F^{(\nu)} = \frac{1}{2} (F^{\mu\nu} - F^{\nu\mu})$ and $V = @ V @ V^{-1}$. Evaluating the transition $\Psi \rightarrow \eta_c$ yields

$$M_{\Psi \rightarrow \eta_c} = \sum_V m_V f_V Q^2 \left[\frac{F^{(\nu)}(p_1^2)}{p_2^2 - m_V^2} + \frac{F^{(\nu)}(p_2^2)}{p_1^2 - m_V^2} \right] \quad (22)$$

Hence the pseudoscalar decay rate is

$$\Gamma(\Psi \rightarrow \eta_c) = \frac{m_{\Psi}^3 Q^4}{16} \sum_V \frac{f_V^2 F^{(\nu)}(0)^2}{m_V^2} \quad (23)$$

Notice that the desired cubic pseudoscalar mass dependence is achieved in a simple manner in this approach.

The application of this formula is complicated by well-known ambiguities in the vector meson dominance model (namely, is $p_V^2 = m_V^2$ or zero?). The time ordered perturbation theory of the quark model suffers no such ambiguity (although, of course, it is not covariant) and it is expedient to use the quark model to resolve the ambiguity. We thus choose to evaluate the form factor at the kinematical point $q^2 = m_{\Psi}^2$, appropriate to $\Psi \rightarrow \eta_c$ in the pseudoscalar rest frame. Applying Eq. 16 to the virtual process $\eta_c \rightarrow J/\psi$ then implies that the argument of the form factor should be $Q^2 = 2.01 \text{ GeV}^2$.

¹ The vector meson dominance term is not gauge invariant. Why this is not relevant here is discussed in Sect. 15 of Ref. [26].

A simple estimate of the rate for $\rho_c \rightarrow \pi^0 \gamma \gamma$ can now be obtained from Eq. 23, $f_{\pi^0} = 0.13 \text{ GeV}$, and $F^{(\gamma)}(Q^2) = 2 \text{ GeV}^2 / (0.7 \text{ GeV}^2 + Q^2)$ (Fig. 8). The result is $\Gamma(\rho_c \rightarrow \pi^0 \gamma \gamma) = 7.1 \text{ keV}$, in reasonable agreement with experiment.

Finally, the predicted form of the two-photon form factor is shown in Fig. 15 in the case that one photon is on-shell. The result is a slightly distorted monopole (due to vector resonances and the background term in Eq. 22) that disagrees strongly with naive factorisation results. Lattice computations should be able to test this prediction [27] – if it is confirmed, the factorisation model will be strongly refuted.

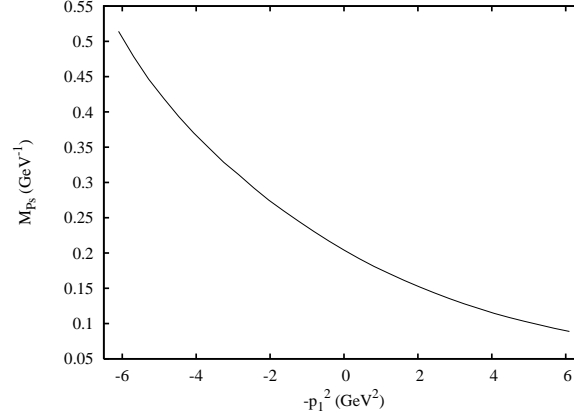


FIG. 15: The Two-photon Form Factor $M_{\rho_s}(p_1^2; p_2^2 = 0)$ for $\rho_c \rightarrow \pi^0 \gamma \gamma$.

As motivated above, the microscopic description of the ρ_c two-photon decay is best evaluated in bound state time ordered perturbation theory. Thus one has

$$A = \sum_{iV} \frac{\langle h(p_1) | (p_2) | h(p_1) \rangle \langle V | h(p_1) | V \rangle}{(m_{\rho_s} - E_V)} \quad (24)$$

The second possible time ordering requires an extra vertex to permit the transition $h(p_s; V) \rightarrow i$ and hence is higher order in the Fock space expansion. Thus the second time ordering has been neglected in Eq. 24.

The amplitudes can be written in terms of the relativistic decompositions of the previous sections. One obtains on-shell amplitudes

$$M_{\rho_s} = \sum_V Q^2 \frac{m_V}{E_V} f_V \frac{F^{(\gamma)}(q)}{m_{\rho_s} - E_V(q)} \quad (25)$$

and

$$M_s = \sum_V Q^2 \frac{m_V}{E_V} f_V \frac{E_1^{(\gamma)}(q)}{m_s - E_V(q)} : \quad (26)$$

We choose to label the momentum dependence with the nonrelativistic $q = |\mathbf{q}|$ in these expressions².

The total width is evaluated by summing over intermediate states, integrating, and symmetrizing appropriately. Form factors and decay constants are computed as described in the preceding sections. As argued above, form factors are evaluated at the point $|\mathbf{q}| = m_{\rho_s}/2$. Table III shows the rapid convergence of the amplitude in the vector principle quantum number n for the quantity $\frac{4}{Q^2 m_c^2} A_{++}$. Surprisingly, convergence is not so fast for the ρ_c system and care must be taken in this case.

² The naive application of the method advocated here to light quarks will fail. In this case the axial anomaly requires that $M_{\rho_s} = \frac{1}{f_\pi}$, which is clearly at odds with Eq. 25. The resolution of this problem requires a formalism capable of incorporating the effects of dynamical chiral symmetry breaking, such as described in Refs. [28, 29].

TABLE III: Amplitude for $c \rightarrow s \gamma$ (10^{-3} GeV^{-1}).

n	BGS	BGS log
1	-211	-141
2	-34	-30
3	-10	-10

Table IV presents the computed widths for the c , c^0 , and c^0 mesons in a variety of models. The second and third columns compare the predictions of the BGS model with and without a running coupling. Use of the running coupling reduces the predictions by approximately a factor of two, bringing the model into good agreement with experiment. This is due, in large part, to the more accurate vector decay constants provided by the BGS+log model. In comparison, the results of Godfrey and Isgur (labelled GI), which rely on naive factorisation supplemented with the ad hoc pseudoscalar mass dependence discussed above, does not fare so well for the excited c transition rate. Similarly a computation using heavy quark effective field theory (labelled HQ) finds a large c^0 rate. Columns 6 and 7 present results computed in the factorisation approach with nonrelativistic and relativistic wavefunctions respectively. Columns 8 and 9 (Munz and Chao) also use factorisation but compute with the Bethe-Salpeter formalism. The model of column 10 (CWV) employs factorisation with wavefunctions determined by a two-body Dirac equation. With the exception of the last model, it appears that model variation in factorisation approaches can accommodate some, but never all, of the experimental data, in contrast to the bound state perturbation theory result. However, more and better data are required before this conclusion can be firm.

TABLE IV: Charmonium Two-photon Decay Rates (keV).

process	BGS	BGS log ($= 0.25 \text{ GeV}$)	G & I [4]	HQ [30]	A & B [31]	EFG [32]	Munz [33]	Chao [34]	CWV [35]	PDG ^a
$c \rightarrow s \gamma$	14.2	7.18	6.76	7.46	4.8	5.5	3.5 (4)	6-7	6.18	7.44 2.8
$c^0 \rightarrow s \gamma$	2.59	1.71	4.84	4.1	3.7	1.8	1.4 (3)	2	1.95	1.3 0.6
$c^0 \rightarrow s \gamma$	1.78	1.21	{	{	{	{	0.94 (23)	{	{	{
$c^0 \rightarrow s \gamma$	5.77	3.28	{	{	{	2.9	1.39 (16)	{	3.34	2.63 0.5

^aThe c^0 rate is obtained from Ref. [36] and assumes that $\text{Br}(c \rightarrow s \gamma K_S K^0) = \text{Br}(c^0 \rightarrow s \gamma K_S K^0)$. This assumption is supported by the measured rates for $B \rightarrow K_c$ and K_c^0 as explained in Sect. IIIB of Ref. [1].

VII. SUMMARY AND CONCLUSIONS

We have presented computations of nine charmonium decay constants, eight single quark form factors, ten radiative transition form factors, and four two-photon decay rates (with an additional twelve bottomonium decay constants and four two-photon decay rates). Overall, the agreement with experiment and lattice is impressive. This level of agreement has been achieved with a combination of model building (namely the use of a running coupling in the traditional Cornell potential model), the incorporation of simple relativistic effects, and, in the case of two-photon transitions, appropriate computational technique.

In our view, the combination of the improved methods described above leads to a more satisfactory quark model phenomenology of dynamical properties of mesons. Specifically, form factor momentum rescaling constants, artificial energy dependence in decay constant integrals, and ad hoc phase space redefinitions in two-photon decays are no longer required. Furthermore, we have demonstrated that ambiguities due to the noncovariance of the nonrelativistic constituent quark model can be expected to give rise to theoretical uncertainties on the order of 10% and thus need not invalidate the method for processes with sufficiently low recoil momenta.

Nevertheless, there are strong hints that flaws remain in the constituent quark model. First, it appears to be difficult to maintain the excellent agreement of the nonrelativistic phenomenological spectrum with experiment when a running coupling is employed. Second, predicted decay constants of highly excited vectors appear to be too large with respect to experiment. Thus the short distance strength in the wavefunctions is not dropping sufficiently rapidly with principle quantum number. Similarly, the large (3770) decay constant is difficult to reconcile with the model presented here. These difficulties imply that there is additional room for improved hadronic model building. Obvious possibilities include relativistic models and the incorporation of Fock sector mixing.

Overall, the success of the computations presented here fosters confidence in the model and techniques and we look forward to applying them to other processes of interest (such as electroweak processes relevant to heavy meson decays).

A cknow ledgm ents

We are grateful to Ted Barnes, Stan Brodsky, Frank Close, and Jo Dudek for discussions. We also thank the authors of Ref. [2] for making their results available to us. This work is supported by the U.S. Department of Energy under contract DE-FC02-00ER41135.

-
- [1] For an extensive recent review see E.S. Swanson, arXiv:hep-ph/0601110.
 - [2] J.J. Dudek, R.G. Edwards and D.G. Richards, arXiv:hep-ph/0601137.
 - [3] T. Barnes, S. Godfrey and E.S. Swanson, Phys. Rev. D 72, 054026 (2005) [arXiv:hep-ph/0505002].
 - [4] S. Godfrey and N. Isgur, Phys. Rev. D 32, 189 (1985).
 - [5] N. Isgur, D. Scora, B. Grinstein and M.B. Wise, Phys. Rev. D 39, 799 (1989).
 - [6] S. Eidelman et al. [RPP], Phys. Lett. B 592, 1 (2004).
 - [7] C. Hayne and N. Isgur, Phys. Rev. D 25, 1944 (1982).
 - [8] R. Van Royen and V.F. Weisskopf, Nuovo Cim. A 50, 617 (1967) [Erratum *ibid.* A 51, 583 (1967)].
 - [9] F.E. Close and E.S. Swanson, Phys. Rev. D 72, 094004 (2005) [arXiv:hep-ph/0505206].
 - [10] G. Ferrar and D.R. Jackson, Phys. Rev. Lett. 43, 246 (1979).
 - [11] J. Gaiser et al., Phys. Rev. D 34, 711 (1986).
 - [12] H.C. Huang et al. [Belle Collaboration], Phys. Rev. Lett. 91, 241802 (2003).
 - [13] N.E. Adam et al. [CLEO Collaboration], Phys. Rev. Lett. 94, 232002 (2005) [arXiv:hep-ex/0503028].
 - [14] M. Ambrogiani et al. [E835 Collaboration], Phys. Rev. D 65, 052002 (2002).
 - [15] J. Pestieau and C. Smith, Phys. Lett. B 524, 395 (2002) [arXiv:hep-ph/0111264].
 - [16] J. Pirenne, thesis, University of Paris, 1944. See also Arch. Sci. Phys. Nat. 28, 233 (1946); 29, 265 (1947). J.A. Wheeler, Ann. N.Y. Acad. Sci. 48, 219 (1946).
 - [17] T. Appelquist and H.D. Politzer, Phys. Rev. Lett. 34, 43 (1975).
 - [18] S.J. Brodsky, D.G. Coyne, T.A. DeGrand and R.R. Horgan, Phys. Lett. B 73, 203 (1978).
 - [19] W. Kwong, P.B. Mackenzie, R. Rosenfeld and J.L. Rosner, Phys. Rev. D 37, 3210 (1988).
 - [20] E.S. Ackerleh, T. Barnes and F.E. Close, Phys. Rev. D 46, 2257 (1992); Z.P. Li, F.E. Close and T. Barnes, Phys. Rev. D 43, 2161 (1991).
 - [21] A. Ore and J.L. Powell, Phys. Rev. 75, 1696 (1949).
 - [22] F.E. Low, Phys. Rev. 110, 974 (1958).
 - [23] A.V. Manohar and P. Ruiz-Femenia, Phys. Rev. D 69, 053003 (2004) [arXiv:hep-ph/0311002].
 - [24] C. Smith, Int. J. Mod. Phys. A 19, 3905 (2004) [arXiv:hep-ph/0308082].
 - [25] N. Isgur, Phys. Rev. D 13 (1976) 129.
 - [26] R.P. Feynman, Photon-Hadron Interactions (W.A. Benjamin Inc., Reading MA, 1972).
 - [27] J. Dudek, private communication.
 - [28] N. Ligterink and E.S. Swanson, Phys. Rev. C 69, 025204 (2004) [arXiv:hep-ph/0310070].
 - [29] P. Maris and C.D. Roberts, Phys. Rev. C 58, 3659 (1998) [arXiv:nucl-th/9804062].
 - [30] J.P. Lansberg and T.N. Pham, arXiv:hep-ph/0603113.
 - [31] E.S. Ackerleh and T. Barnes, Phys. Rev. D 45, 232 (1992).
 - [32] D. Ebert, R.N. Faustov and V.O. Galkin, Mod. Phys. Lett. A 18, 601 (2003) [arXiv:hep-ph/0302044].
 - [33] C.R. Munz, Nucl. Phys. A 609, 364 (1996) [arXiv:hep-ph/9601206].
 - [34] K.T. Chao, H.W. Huang, J.H. Liu and J. Tang, Phys. Rev. D 56, 368 (1997) [arXiv:hep-ph/9601381].
 - [35] H.W. Crater, C.Y. Wong and P. Van Alstine, arXiv:hep-ph/0603126.
 - [36] D.M. Asner et al. [CLEO Collaboration], Phys. Rev. Lett. 92, 142001 (2004).

APPENDIX A: MODEL PARAMETERS

Charmonia are described with the Hamiltonian of Eqs. 1 and 2 and the parameters determined in Ref. [3] by fitting the known charmonium spectrum: $m_c = 1.4794 \text{ GeV}$, $\alpha_s = 0.5461$, $\mu = 1.0946 \text{ GeV}$, and $b = 0.1425 \text{ GeV}^2$. No constant is included. The BGSt \log' model retains the same parameters as above with the exception that the Coulomb strong coupling constant is replaced with the running coupling of Eq. 3. In this case we set $\alpha_s = 0.5461$.

The bottomonium parameters were obtained by fitting the model of Eqs. 1 and 2 to the known bottomonium spectrum. The results were $m_b = 4.75 \text{ GeV}$, $\alpha_s = 0.35$, $b = 0.19 \text{ GeV}^2$, and $\mu = 0.897 \text{ GeV}$.

APPENDIX B: BOTTOMONIUM PROPERTIES

Predicted bottomonium spectra, decay constants, and two-photon decay rates are presented here. All computations were performed as for charmonia.

TABLE V: Bottomonium Spectrum (GeV).

Meson	C + L	C + L log = 0.4 GeV	C + L log = 0.25 GeV	PDG	
$b\bar{b}$	9.448	9.490	9.516		
$b\bar{b}$	10.006	10.023	10.033		
$b\bar{b}$	10.352	10.365	10.372		
$b\bar{b}$	9.459	9.500	9.525	9.4603	0.00026
$b\bar{b}$	10.009	10.026	10.036	10.02326	0.00031
$b\bar{b}$	10.354	10.367	10.374	10.3552	0.0005
$b\bar{b}$	9.871	9.873	9.879	9.8599	0.001
$b\bar{b}$	10.232	10.235	10.239	10.2321	0.0006
$b\bar{b}$	10.522	10.525	10.529		
$b\bar{b}$	9.897	9.900	9.904	9.8927	0.0006
$b\bar{b}$	10.255	10.257	10.260	10.2552	0.0005
$b\bar{b}$	10.544	10.546	10.548		
$b\bar{b}$	9.916	9.917	9.921	9.9126	0.0005
$b\bar{b}$	10.271	10.272	10.275	10.2685	0.0004
$b\bar{b}$	10.559	10.560	10.563		

TABLE VI: Bottomonium Decay Constants (MeV).

Meson	C + L NonRel	C + L Rel	C + L log = 0.4 GeV	C + L log = 0.25 GeV	experiment	
$b\bar{b}$	979	740	638	599		
$b\bar{b}$	644	466	423	411		
$b\bar{b}$	559	394	362	354		
$b\bar{b}$	963	885	716	665	708	8
$b\bar{b}$	640	581	495	475	482	10
$b\bar{b}$	555	501	432	418	346	50
$b\bar{b}$	512	460	400	388	325	60
$b\bar{b}$	483	431	377	367	369	93
$b\bar{b}$	463	412	362	351	240	61
$b\bar{b}$	118	96	91	87		
$b\bar{b}$	156	125	119	114		
$b\bar{b}$	179	140	133	128		

TABLE VII: Bottomonium Two-photon Decay Rates (keV)

process	C + L	C + L log = 0.25 GeV	GI	experiment
$b\bar{b} \rightarrow \gamma\gamma$	0.45	0.23	0.38	{
$b\bar{b} \rightarrow \gamma\gamma$	0.11	0.07	{	{
$b\bar{b} \rightarrow \gamma\gamma$	0.063	0.040	{	{
$b\bar{b} \rightarrow \gamma\gamma$	0.126	0.075	{	{

APPENDIX C : DECAY CONSTANTS

Decay constant definitions and quark model expressions for vector, scalar, pseudoscalar, axial, and heavy meson decay constants are presented here.

1. Vector Decay Constant

The decay constant f_V of the vector meson is defined as

$$\langle 0 | \bar{\psi} \gamma_\mu \psi | V \rangle = f_V p_\mu \quad (C1)$$

where m_V is the vector meson mass, ϵ is its polarization vector, $|V\rangle$ is the vector meson state. The decay constant has been extracted from leptonic decay rates with the aid of the following:

$$\Gamma(V \rightarrow e^+ e^-) = \frac{e^4 Q^2 f_V^2}{12 m_V} = \frac{4}{3} \frac{Q^2 f_V^2}{m_V} \quad (C2)$$

Following the method described in the text yields the quark model vector meson decay constant:

$$f_V = \frac{1}{m_V} \sqrt{\frac{3}{2}} \int_0^1 \frac{d^3 k}{(2\pi)^3} \left(\frac{1}{1 + \frac{m_q}{E_k}} \right)^2 \frac{k^2}{3(E_k + m_q)(E_k - m_q)} \quad (C3)$$

The nonrelativistic limit of this yields the well-known proportionality of the decay constant to the wavefunction at the origin:

$$f_V = 2 \sqrt{\frac{3}{2}} \int_0^1 \frac{d^3 k}{(2\pi)^3} \left(\frac{1}{1 + \frac{m_q}{E_k}} \right)^2 \sim (r=0) \quad (C4)$$

2. Pseudoscalar Decay Constant

The decay constant f_P of a pseudoscalar meson is defined by

$$\langle 0 | \bar{\psi} \gamma_5 \psi | P \rangle = f_P p \quad (C5)$$

where p is the meson momentum and $|P\rangle$ is the pseudoscalar meson state. The pseudoscalar decay rate is then

$$\Gamma(P \rightarrow l^+ l^-) = \frac{G_F^2}{8} |V_{qq}|^2 f_P^2 m_l^2 m_P \left(1 - \frac{m_l^2}{m_P^2} \right)^2 \quad (C6)$$

The quark model expression for the decay constant is

$$f_P = \frac{1}{m_P} \sqrt{\frac{3}{2}} \int_0^1 \frac{d^3 k}{(2\pi)^3} \left(\frac{1}{1 + \frac{m_q}{E_k}} \right)^2 \frac{k^2}{(E_k + m_q)(E_k - m_q)} \quad (C7)$$

In the nonrelativistic limit this reduces to the same expression as the vector decay constant.

3. Scalar Decay Constant

The decay constant f_S of the scalar meson is defined by

$$\langle 0 | \bar{\psi} \psi | S \rangle = f_S \quad (C8)$$

which yields the quark model result:

$$f_S = \frac{1}{m_S} \sqrt{\frac{3}{4}} \int_0^1 k^3 dk \left(\frac{1}{1 + \frac{m_q}{E_k}} \right)^2 \frac{1}{E_k + m_q} \frac{1}{E_k - m_q} R(k) \quad (C9)$$

Here and in the following, R is the radial wavefunction defined by $\psi(k) = Y_{lm} R(k)$ with $\int_0^1 \frac{d^3 k}{(2\pi)^3} |\psi(k)|^2 = 1$.

4. Axial Vector Decay Constant

The decay constant f_A of the axial vector meson is defined as

$$f_A m_A = \langle 0 | j^5_A | i \rangle \quad (C 10)$$

where $|i\rangle$ is the meson polarization vector, m_A is its mass and $|j^5_A\rangle$ is the axial vector meson state. The quark model decay constant is thus

$$f_A = \frac{1}{m_A} \frac{1}{(2\pi)^3} \int d^3k \frac{1}{1 + \frac{m_q}{E_k}} \frac{1}{1 + \frac{m_q}{E_k}} \left(\frac{1}{E_k + m_q} + \frac{1}{E_k + m_q} \right) R(k) \quad (C 11)$$

5. h_c Decay Constant

The decay constant f_{A^0} of the 1P_1 state meson is defined by:

$$f_{A^0} m_{A^0} = \langle 0 | j^5_{^1P_1} | i \rangle \quad (C 12)$$

where $|i\rangle$ is the meson polarization vector, m_{A^0} is its mass and $|j^5_{^1P_1}\rangle$ is its state. The resulting quark model decay constant is given by

$$f_{A^0} = \frac{1}{m_{A^0}} \frac{1}{(2\pi)^3} \int d^3k \frac{1}{1 + \frac{m_q}{E_k}} \frac{1}{1 + \frac{m_q}{E_k}} \left(\frac{1}{E_k + m_q} - \frac{1}{E_k + m_q} \right) R(k) \quad (C 13)$$

APPENDIX D: FORM FACTORS

A variety of Lorentz invariant multipole decompositions (see Ref. [2]) and quark model expressions for these multipoles are presented in the following.

Each transition form-factor is normally a sum of two terms corresponding to the coupling of the external current to the quark and antiquark. For ϕ -mesons these two terms are equal to each other, so in the following we only present formulas corresponding to the single quark coupling. In general both terms have to be calculated.

1. Pseudoscalar Form Factor

The most general Lorentz covariant decomposition for the electromagnetic transition matrix element between two pseudoscalars is:

$$\langle P_2(p_2) | j^0 | P_1(p_1) \rangle = f(Q^2) (p_2 + p_1) + g(Q^2) (p_2 - p_1) \quad (D 1)$$

To satisfy time-reversal invariance the form-factors $f(Q^2)$ and $g(Q^2)$ have to be real. The requirement that the vector current is locally conserved gives a relation between two form-factors:

$$g(Q^2) = f(Q^2) \frac{M_2^2 - M_1^2}{Q^2} \quad (D 2)$$

Thus the matrix element can be written as:

$$\langle P_2(p_2) | j^0 | P_1(p_1) \rangle = f(Q^2) (p_2 + p_1) \left(1 - \frac{M_2^2 - M_1^2}{Q^2} \right) \quad (D 3)$$

In case of two identical pseudoscalars the second term vanishes.

Computing with the temporal component of the current in the quark model formalism yields (for ϕ -mesons)

$$f(Q^2) = \frac{1}{(E_2 + M_1)} \frac{1}{(2\pi)^3} \int d^3k \frac{1}{1 + \frac{m_q}{E_k}} \frac{1}{1 + \frac{m_q}{E_k}} \left(\frac{1}{E_k + m_q} + \frac{1}{E_k + m_q} \right) R(k) \quad (D 4)$$

In case of identical pseudoscalars in the non-relativistic approximation the formula above simplifies to

$$f(Q^2) = \frac{2 \overline{M_1 E_2}}{E_2 + M_1} \frac{d^3 k}{(2\pi)^3} (\mathbf{k}) \quad \mathbf{k} + \frac{\mathbf{q}}{2} : \quad (D5)$$

Similar expressions occur when the computation is made with the spatial components of the electromagnetic current:

$$f(Q^2) = \frac{2 \overline{M_1 E_2}}{1 - \frac{M_2^2 - M_1^2}{Q^2}} \frac{d^3 k}{(2\pi)^3} (\mathbf{k}) \quad \mathbf{k} + \frac{\mathbf{q}}{2} \frac{r}{1 + \frac{m_q}{E_k}} \frac{r}{1 + \frac{m_q}{E_{k+q}}} \frac{\mathbf{k}}{E_k + m_q} + \frac{\mathbf{k} + \mathbf{q}}{E_{k+q} + m_q} : \quad (D6)$$

In this case the nonrelativistic approximation for the single quark form factor is

$$f(Q^2) = \frac{2 \overline{M_1 E_2}}{m} \frac{d^3 k}{(2\pi)^3} (\mathbf{k}) \quad \mathbf{k} + \frac{\mathbf{q}}{2} (2\mathbf{k} + \mathbf{q}) : \quad (D7)$$

Covariance requires the same expression for the temporal and spatial form factors. Comparing the formula above to the expression for the temporal form factor (D5) shows that covariance is recovered in the nonrelativistic and weak coupling limits (where $M_1 + M_2 \rightarrow 4m$).

2. Vector Form Factors

The most general Lorentz covariant decomposition for the electromagnetic transition matrix element between two identical vectors is:

$$\begin{aligned} \langle V(p_2) | j_\mu | V(p_1) \rangle = & (p_1 + p_2)_\mu G_1(Q^2) + \frac{G_3(Q^2)}{2m_V^2} (p_2 - p)_\mu (p_1 - p)_\mu \\ & + G_2(Q^2) (p_1 - p)_\mu (p_2 - p)_\mu \end{aligned} \quad (D8)$$

These form factors are related to the standard charge, magnetic dipole and quadrupole multipoles by

$$\begin{aligned} G_C &= 1 + \frac{2}{3} G_1 - \frac{2}{3} G_2 + \frac{2}{3} (1 + \epsilon) G_3 \\ G_M &= G_2 \\ G_Q &= G_1 - G_2 + (1 + \epsilon) G_3 \end{aligned} \quad (D9)$$

where $\epsilon = \frac{Q^2}{4m_q^2}$.

Quark model expressions for these are:

$$G_2(Q^2) = \frac{2 \overline{m_V E_2}}{m_V^2} \frac{d^3 k}{(2\pi)^3} (\mathbf{k}) \quad \mathbf{k} + \frac{\mathbf{q}}{2} \frac{r}{1 + \frac{m_q}{E_k}} \frac{r}{1 + \frac{m_q}{E_{k+q}}} \frac{\mathbf{k} - \mathbf{q}}{E_k + m_q} \frac{\mathbf{k} - \mathbf{q} + \frac{\mathbf{q}}{2}}{E_{k+q} + m_q} : \quad (D10)$$

and

$$G_1(Q^2) = \frac{2 \overline{m_V E_2}}{m_V + E_2} \frac{d^3 k}{(2\pi)^3} (\mathbf{k}) \quad \mathbf{k} + \frac{\mathbf{q}}{2} \frac{r}{1 + \frac{m_q}{E_k}} \frac{r}{1 + \frac{m_q}{E_{k+q}}} \frac{(\mathbf{k} + \mathbf{q}) \cdot \mathbf{k}}{(E_k + m_q)(E_{k+q} + m_q)} : \quad (D11)$$

or

$$G_1(Q^2) = \frac{2 \overline{m_V E_2}}{m_V^2} \frac{d^3 k}{(2\pi)^3} (\mathbf{k}) \quad \mathbf{k} + \frac{\mathbf{q}}{2} \frac{r}{1 + \frac{m_q}{E_k}} \frac{r}{1 + \frac{m_q}{E_{k+q}}} \frac{\mathbf{k} - \mathbf{q}}{E_k + m_q} + \frac{\mathbf{k} - \mathbf{q} + \frac{\mathbf{q}}{2}}{E_{k+q} + m_q} : \quad (D12)$$

G_3 can be expressed in terms of G_1 and G_2 in two different ways:

$$G_3 = \frac{2m_V^2}{m_V^2} \left(1 - \frac{E_2}{m_V} \right) G_1 + \frac{2m_V}{E_2 + m_V} G_2 \quad (D13)$$

or

$$G_3 = \frac{2m_V (m_V - E_2)}{m_V^2} (G_1 - G_2) : \quad (D14)$$

One can establish that $G_3 \rightarrow G_2 - G_1$ as $m_V \rightarrow 0$ from either equation.

3. Scalar Form Factor

The most general Lorentz covariant decomposition for the electromagnetic transition matrix element between two scalars is:

$$\langle S_2(p_2) | j_\mu | S_1(p_1) \rangle = f(Q^2) (p_2 + p_1)_\mu + g(Q^2) (p_2 - p_1)_\mu : \quad (D15)$$

As with pseudoscalars, this can be written as

$$\langle S_2(p_2) | j_\mu | S_1(p_1) \rangle = f(Q^2) (p_2 + p_1)_\mu + \frac{M_2^2 - M_1^2}{Q^2} (p_2 - p_1)_\mu : \quad (D16)$$

In the case of identical scalars the quark model calculation gives

$$f(Q^2) = \frac{P_{M_1 E_2}}{E_2 + M_1} \int \frac{d^3 k}{(2\pi)^3} (\mathbf{k} - \mathbf{k} + \frac{\mathbf{q}}{2}) \frac{r}{1 + \frac{m_q}{E_k}} \frac{r}{1 + \frac{m_q}{E_{k+q}}} \left(1 + \frac{(\mathbf{k} + \mathbf{q}) \cdot \mathbf{k}}{(E_k + m_q)(E_{k+q} + m_q)} \right) : \quad (D17)$$

In the nonrelativistic limit this reduces to

$$f(Q^2) = \int \frac{d^3 k}{(2\pi)^3} (\mathbf{k} - \mathbf{k} + \frac{\mathbf{q}}{2}) : \quad (D18)$$

4. Vector-Pseudoscalar Transition Form Factor

The most general Lorentz covariant decomposition for the electromagnetic transition matrix element between vector and pseudoscalar is:

$$\langle V(p_V) | j_\mu | P(p_P) \rangle = iF(Q^2) (M_V - M_P) (p_V - p_P)_\mu : \quad (D19)$$

Computing with the spatial components of the current then gives

$$F(Q^2) = \frac{r}{m_V} \frac{1}{2\pi^2} \int \frac{d^3 k}{(2\pi)^3} \frac{r}{1 + \frac{m_q}{E_k}} \frac{r}{1 + \frac{m_q}{E_{k+q}}} \frac{\mathbf{k} \cdot \mathbf{q}}{E_k + m_q} \frac{\mathbf{k} \cdot \mathbf{q} + \frac{q^2}{2}}{E_{k+q} + m_q} : \quad (D20)$$

In the nonrelativistic approximation in zero recoil limit $\mathbf{q} \rightarrow 0$ this reduces to

$$F(Q^2) \Big|_{\mathbf{q} \rightarrow 0} = \frac{1}{m_q} \frac{r}{m_P} : \quad (D21)$$

5. Scalar-Vector Transition Form Factors

The most general Lorentz covariant decomposition for the electromagnetic transition matrix element between scalar (3P_0) meson state and vector (3S_1) is

$$\begin{aligned} \langle V(p_V) | j_\mu | S(p_S) \rangle = & \left[(Q^2) E_1(Q^2) - (Q^2)_{M_V - M_S} \right] (p_V - p_S)_\mu \\ & + \frac{C_1(Q^2)}{Q^2} (m_V - M_V) (p_V - p_S)_\mu + \frac{C_1(Q^2)}{Q^2} (m_S^2 - m_V^2) (p_V + p_S)_\mu \end{aligned} \quad (D22)$$

where $(Q^2) = (p_V - p_S)^2 = m_V^2 - m_S^2 = \frac{1}{4} (m_V - m_S)^2 - Q^2 = (m_V + m_S)^2 - Q^2$, and takes the simple value m_S^2 in the rest frame of a decaying scalar.

E_1 contributes to the amplitude only in the case of transverse photons, while C_1 contributes only for longitudinal photons. Quark model expressions for the multipole form factors are

$$C_1(Q^2) = 2 \frac{\bar{p} \cdot \bar{Q}}{4} \frac{Z}{\bar{q} \cdot \bar{q}} \frac{d^3 k}{(2\pi)^3} R_S(\vec{k}) R_V(\vec{k} + \frac{\vec{q}}{2}) \frac{r}{1 + \frac{m_q}{E_k}} \frac{r}{1 + \frac{m_q}{E_{k+q}}} \cos + \frac{k^2 + \vec{k} \cdot \vec{q}}{(E_k + m_q)(E_{k+q} + m_q)} \quad (D 23)$$

$$C_1(Q^2) = 2 \frac{\bar{p} \cdot \bar{E}_V m_S}{4} \frac{Z}{\bar{q} \cdot \bar{q}} \frac{d^3 k}{(2\pi)^3} R_S(\vec{k}) R_V(\vec{k} + \frac{\vec{q}}{2}) \frac{r}{1 + \frac{m_q}{E_k}} \frac{r}{1 + \frac{m_q}{E_{k+q}}} \frac{k}{E_k + m_q} + \frac{q \cos}{E_{k+q} + m_q} + \frac{k \cos 2}{E_{k+q} + m_q} : \quad (D 24)$$

The first(second) expression for $C_1(Q^2)$ is calculated from the temporal(spatial) matrix element of the current.

$$E_1(Q^2) = 2 \frac{\bar{p} \cdot \bar{E}_V m_S}{4} \frac{Z}{\bar{q} \cdot \bar{q}} \frac{d^3 k}{(2\pi)^3} R_S(\vec{k}) R_V(\vec{k} + \frac{\vec{q}}{2}) \frac{r}{1 + \frac{m_q}{E_k}} \frac{r}{1 + \frac{m_q}{E_{k+q}}} \frac{k}{E_k + m_q} \frac{k \cos + q}{E_{k+q} + m_q} :$$

6. h_{c1} -Pseudoscalar Transition Form Factor

The most general Lorentz covariant decomposition for the electromagnetic transition matrix element between 1P_1 meson state and pseudoscalar (1S_0) is

$$\begin{aligned} \langle P(p_P) | \bar{A}(p_A) i = & \frac{1}{2} (Q^2) E_1(Q^2) (Q^2)_{M_L} \bar{p}(p_A p_A - p^2 m_A^2 p_P) \\ & + \frac{C_1(Q^2)}{2} m_A m_L \bar{p} p_A \bar{p}(p_A + p_P) m_P^2 p_A - m_A^2 p_P : \end{aligned} \quad (D 25)$$

Quark model expressions for the form factors are

$$E_1(Q^2) = \frac{\bar{p} \cdot \bar{3} m_A E_P}{8} \frac{d^3 k}{(2\pi)^3} R_A(\vec{k}) R_P(\vec{k} + \frac{\vec{q}}{2}) \frac{r}{1 + \frac{m_q}{E_k}} \frac{r}{1 + \frac{m_q}{E_{k+q}}} k \sin^2 \frac{1}{E_k + m_q} + \frac{1}{E_{k+q} + m_q} \quad (D 26)$$

and

$$C_1(Q^2) = \frac{\bar{p} \cdot \bar{3} m_A E_P}{4} \frac{Z}{\bar{q} \cdot \bar{q}} \frac{d^3 k}{(2\pi)^3} R_A(\vec{k}) R_P(\vec{k} + \frac{\vec{q}}{2}) \frac{r}{1 + \frac{m_1}{E_k}} \frac{r}{1 + \frac{m_2}{E_{k+q}}} \cos + 1 + \frac{k^2 + kq \cos}{(E_k + m_q)(E_{k+q} + m_q)} : \quad (D 27)$$

7. Axial Vector - Vector Transition Form Factor

The most general Lorentz covariant decomposition for the electromagnetic transition matrix element between axial vector (3P_1) meson state and vector (3S_1) is

$$\begin{aligned} \langle V(p_V) | \bar{A}(p_A) i = & \frac{i}{4} \frac{1}{2} (Q^2) (\bar{p}_A - p_V) \\ & E_1(Q^2) (\bar{p}_A + p_V) - 2m_A [M_A \cdot \bar{p}](M_V) + 2m_V [M_V \cdot \bar{p}](M_A) \\ & + M_2(Q^2) (\bar{p}_A + p_V) - 2m_A [M_A \cdot \bar{p}](M_V) - 2m_V [M_V \cdot \bar{p}](M_A) \end{aligned}$$

$$\begin{aligned}
& + \frac{C_1(Q^2)}{8Q^2} \left[4(Q^2)(m_A^2 - m_V^2) \right. \\
& \left. + (p_A + p_V)(m_A^2 - m_V^2 + Q^2)[m_A^2 - p^2] + (m_A^2 - m_V^2 - Q^2)[m_V^2 - p^2] \right] \quad (D 28)
\end{aligned}$$

Quark model expressions for the form factors are

$$\begin{aligned}
E_1(Q^2) &= \frac{p}{8} \frac{m_A^2 - m_V^2}{Q^2} \int \frac{d^3k}{(2\pi)^3} R_A(\mathbf{k}) R_V(\mathbf{k}) \left[1 + \frac{q}{2} \left(\frac{1}{1 + \frac{m_q}{E_k}} - \frac{1}{1 + \frac{m_q}{E_{k+q}}} \right) \right. \\
&\quad \left. + \frac{k(3 - \cos^2 \theta)}{E_k + m_q} + \frac{k(1 - 3\cos^2 \theta) - 2q\cos \theta}{E_{k+q} + m_q} \right] \quad (D 29) \\
M_2(Q^2) &= \frac{p}{8} \frac{m_A^2 - m_V^2}{Q^2} \int \frac{d^3k}{(2\pi)^3} R_A(\mathbf{k}) R_V(\mathbf{k}) \left[1 + \frac{q}{2} \left(\frac{1}{1 + \frac{m_q}{E_k}} - \frac{1}{1 + \frac{m_q}{E_{k+q}}} \right) \right. \\
&\quad \left. + \frac{k(1 - 3\cos^2 \theta)}{E_k + m_q} - \frac{k(1 - 3\cos^2 \theta) + 2q\cos \theta}{E_{k+q} + m_q} \right] \quad (D 30)
\end{aligned}$$

and

$$\begin{aligned}
C_1(Q^2) &= \frac{p}{2} \frac{m_A^2 - m_V^2}{Q^2} \int \frac{d^3k}{(2\pi)^3} R_A(\mathbf{k}) R_V(\mathbf{k}) \left[1 + \frac{q}{2} \left(\frac{1}{1 + \frac{m_q}{E_k}} - \frac{1}{1 + \frac{m_q}{E_{k+q}}} \right) \right. \\
&\quad \left. + \frac{k^2 \cos^2 \theta + \frac{1}{2} k q (1 + \cos^2 \theta)}{(E_k + m_q)(E_{k+q} + m_q)} \right] \quad (D 31)
\end{aligned}$$

