

Sterile neutrinos: direct mixing effects versus induced mass matrix of active neutrinos

Alexei Yu. Smirnov^{a,b} ¹ and Renata Zukanovich Funchal^{c,a} ²

^a *ICTP, Strada Costiera 11, 34014 Trieste, Italy,*

^b *Institute for Nuclear Research, Russian Academy of Sciences, Moscow, Russia*

^c *Instituto de Física, Universidade de São Paulo, C. P. 66.318, 05315-970 São Paulo, Brazil*

Abstract

Mixing of active neutrinos with sterile ones generate “induced” contributions to the mass matrix of active neutrinos $\sim m_S \sin^2 \theta_{aS}$, where m_S is the Majorana mass of the sterile neutrino and θ_{aS} is the active-sterile mixing angle. We study possible effects of the induced matrix which can modify substantially the implications of neutrino oscillation results. We have identified the regions of m_S and $\sin^2 \theta_{aS}$ where the induced matrix (i) provides the dominant structures, (ii) gives the sub-dominant effects and (iii) where its effects can be neglected. The induced matrix can be responsible for peculiar properties of the lepton mixing and neutrino mass spectrum, in particular, it can generate the tri-bimaximal mixing. We update and discuss bounds on the induced masses from laboratory measurements, astrophysics and cosmology. We find that substantial impact of the induced matrix is possible if $m_S \sim 0.1 - 1$ eV and $\sin^2 \theta_{aS} \sim 10^{-3} - 10^{-2}$ or $m_S \geq 200$ MeV and $\sin^2 \theta_{aS} \leq 10^{-9}$. The bounds can be relaxed in cosmological scenarios with low reheating temperature, if sterile neutrinos decay sufficiently fast, or their masses change with time.

1 Introduction

There are two salient properties of neutrinos related to neutrality which distinguish them from other known fermions:

¹smirnov@ictp.it

²zukanov@if.usp.br

- the possibility to have a Majorana mass term;
- mix with new fermions which are singlets of the Standard Model (SM) symmetry group.

So it would seem natural to explain unusual properties of neutrinos, such as smallness of masses and large mixing, using these two features. In fact, the see-saw mechanism [1] employs both.

It may happen however that the see-saw mechanism is not enough to explain the pattern of the lepton mixing, especially if quark-lepton symmetry or unification are imposed. In this connection, we will concentrate on the second feature - the possibility of neutrinos to mix with singlets of the Standard Model, *i.e.*, sterile neutrinos. In general, sterile neutrinos may originate from some other sectors of the theory, *e.g.* related to supersymmetry breaking or extra dimensions, and not coincide with the right handed components of neutrino fields.

In all, there are two effects of the mixing:

- Direct effects - when new states can be produced in various processes and participate in neutrino oscillations, *etc.*;
- Indirect effects - via the modification of the mass matrix of light active neutrinos.

The role and relevance of these effects is determined by masses and mixings of sterile neutrinos. In some ranges of parameters cosmological and astrophysical consequences of mixing are more important and the influence on the mass matrix is negligible. In other regions *vice versa*: direct mixing effects are negligible - mixing becomes “invisible” but the modification of the mass matrix is substantial.

Being light, sterile neutrinos can immediately take part in the phenomenology of neutrino oscillations changing the interpretation of experimental results [2, 3, 4]. Being heavy and weakly mixed, they do not show up in oscillations and other processes, however their “invisible” mixing can strongly modify the mass matrix of active neutrinos and therefore change implications of neutrino results for theory. In particular, in this way, the presence of sterile neutrinos can induce the large or maximal mixing of the active neutrino components [5, 6], or, for instance, produce deviation of the 1-2 mixing from maximal [7].

In a range of masses $m_S < Q$, where Q is the energy release in processes, they do not decouple in the sense they still can be produced. They decouple in the sense that their direct dynamical effects are negligible due to the smallness of mixing. For large masses $m_S > Q$, sterile neutrinos decouple, as it happens in the standard see-saw mechanism. This decoupling generates an additional contribution to the mass matrix of active neutrinos and gives negligible deviation from universality.

In this paper we study in details the possible effects of sterile-active mixing on the mass matrix of active neutrinos. We obtain bounds on these induced masses from the direct mixing effects. We find the impact of the induced matrix may be considerable if $m_S \sim 0.1 - 1$ eV and $\sin^2 \theta_{aS} \sim 10^{-3} - 10^{-2}$ or $m_S \geq 200$ MeV and $\sin^2 \theta_{aS} \leq 10^{-9}$.

The paper is organized as follows. In sec. 2, we determine the mass matrix induced by mixing of active neutrinos with a sterile one. We study the properties of the induced mass matrix and the possibility to explain certain features of the neutrino mass spectrum and mixing pattern using this matrix. We find values of mixing (as a function of the mass of the sterile component) for which the effect of the sterile neutrino (i) explains the dominant structures of the mass matrix; (ii) produces the sub-dominant structures of the mass matrix; (iii) can be neglected, being of the order or below the 1σ uncertainties of the present measurements. In sec. 3, we consider various bounds on masses and mixing of the sterile neutrino and consequently, on the induced matrix, in particular those from astrophysics and cosmology. We then, in sec. 4, confront these bounds with regions found in sec. 2 and discuss how they can be improved in the future. We also comment on new physics scenarios which allow to evade the bounds. Our conclusions are given in sec. 5.

2 Active-sterile mixing and induced mass matrix

2.1 Induced mass matrix

Let us consider three active Majorana neutrinos $\nu_a = (\nu_e, \nu_\mu, \nu_\tau)^T$ with mass matrix

$$\mathbf{m}_a = \begin{pmatrix} m_{ee} & m_{e\mu} & m_{e\tau} \\ m_{\mu e} & m_{\mu\mu} & m_{\mu\tau} \\ m_{\tau e} & m_{\tau\mu} & m_{\tau\tau} \end{pmatrix} \quad (1)$$

generated, *e.g.*, by the see-saw mechanism [1]. We assume that (i) the active neutrinos mix with a single (for simplicity) sterile neutrino, S , via the mass terms

$$m_{aS}^T \equiv (m_{eS}, m_{\mu S}, m_{\tau S}); \quad (2)$$

(ii) S has a Majorana mass, m_S , which is much larger than the mixing masses and m_a :

$$m_S \gg m_{aS}, \quad m_a. \quad (3)$$

So, in the basis (ν_a, S) , the complete mass matrix has the form

$$\begin{pmatrix} \mathbf{m}_a & m_{aS} \\ m_{aS}^T & m_S \end{pmatrix}. \quad (4)$$

Under condition (3) the block diagonalization gives for the light neutrinos the mass matrix

$$\mathbf{m}_\nu = \mathbf{m}_a + \mathbf{m}_I, \quad (5)$$

where

$$\mathbf{m}_I \equiv -\frac{1}{m_S} (m_{aS}) \times (m_{aS})^T, \quad (6)$$

is the *induced contribution* to the neutrino mass matrix due to active - sterile mixing, or shortly, *induced mass matrix*. For the individual matrix element we have

$$(m_\nu)_{ij} = (m_a)_{ij} - \frac{m_{iS} m_{jS}}{m_S}. \quad (7)$$

Let us introduce the active - sterile mixing angles

$$\sin \theta_{jS} \approx \frac{m_{jS}}{m_S}. \quad (8)$$

Then the induced masses can be written as

$$(m_I)_{ij} = \sin \theta_{iS} \sin \theta_{jS} m_S. \quad (9)$$

It is this combination of parameters which determines physical effects. In the case of flavor blind mixing we would have simply the product $\sin^2 \theta_S m_S$.

In the case of a single sterile neutrino the induced contribution is the singular (rank-1) matrix. This feature substantially restricts possible effects of the induced matrix. In the case of two (several) sterile neutrinos, two (several) independent singular contributions to the induced matrix appear:

$$\mathbf{m}_I = - \sum_i \frac{1}{m_S^{(i)}} (m_{aS}^{(i)}) \times (m_{aS}^{(i)})^T. \quad (10)$$

That opens new possibilities in the description of neutrino mass matrices. Apparently, with three neutrinos any structure of the matrix can be reproduced.

2.2 Neutrino mass matrix in flavor basis

To evaluate the impact of the active-sterile mixing, we reconstruct the neutrino mass matrix from the data in the flavor basis in the context of three active neutrinos. The values of matrix elements in terms of the oscillation parameters are given by

$$m_{\alpha\beta} = m_1 e^{-i2\lambda_1} U_{\alpha 1}^* U_{\beta 1}^* + m_2 U_{\alpha 2}^* U_{\beta 2}^* + m_3 e^{-i2\lambda_3} U_{\alpha 3}^* U_{\beta 3}^* \quad (11)$$

with $\alpha, \beta = e, \mu, \tau$, and $U_{\alpha i}$ being the elements of the PMNS matrix. The matrix elements $U_{\alpha i}$ are functions of the three mixing angles θ_{12} , θ_{13} , θ_{23} and the complex phase δ given by the standard parameterization of the mixing matrix.

We use the best fit values and 1σ intervals of the oscillation parameters from Ref. [8]:

$$|\Delta m_{32}^2| = 2.4 \left(1.00^{+0.11}_{-0.13} \right) \times 10^{-3} \text{ eV}^2, \quad (12)$$

$$\Delta m_{21}^2 = 7.92 (1.00 \pm 0.045) \times 10^{-5} \text{ eV}^2, \quad (13)$$

$$\sin^2 \theta_{23} = 0.44 (1.00^{+0.21}_{-0.11}), \quad (14)$$

$$\sin^2 \theta_{12} = 0.314 \left(1.00^{+0.09}_{-0.075} \right), \quad (15)$$

and for $\sin^2 \theta_{13}$ we take

$$\sin^2 \theta_{13} = 0.9 \left(1.0^{+3.1}_{-0.9} \right) \times 10^{-2} \quad (16)$$

with the non-zero best fit value.

The reconstructed matrices for the normal, inverted mass hierarchy and the degenerate mass spectrum are given in Table 1, where we show the absolute values of the matrix elements. For each case we present (i) the matrix for the best fit values of the parameters, (ii) the intervals which correspond to the 1σ experimental uncertainties for zero CP-phases and the intervals when also the CP-violating phases vary in whole possible range: $\lambda_i = 0 - \pi$, $\delta = 0 - \pi/2$.

The following comments are in order.

1) In the case of normal mass hierarchy we take $m_1 = 0$, so that $m_2 = \sqrt{\Delta m_{21}^2}$ and $m_3 = \sqrt{\Delta m_{31}^2}$. Notice that the 1-3 element of the matrix is much smaller than the 1-2 element and elements of the dominant block are different. This is the consequence of non-zero 1-3 mixing and shift of the 2-3 mixing from maximal. The 1σ experimental uncertainties lead to $\delta m_{ee} \sim 2.5$ meV, $\delta m_{e\mu} \sim \delta m_{e\tau} \sim \delta m_{\mu\tau} \sim 5$ meV, $\delta m_{\mu\mu} \sim \delta m_{\tau\tau} \sim 10$ meV. The effect of CP-phases is sub-leading. Variations of phases λ_3 , δ result in similar size of the intervals so that both effects double the indicated uncertainties.

Notice that there are strong correlations between elements, so that their values can not be taken from the indicated intervals independently.

2) For the inverted hierarchy we take $m_3 = 0$, $m_1 \approx m_2 \approx \sqrt{|\Delta m_{31}^2|}$. We choose $\lambda_1 = \delta = 0$ (λ_3 is irrelevant) for the best fit data analysis. The 1σ experimental uncertainties lead to $\delta m \sim (8 - 10)$ meV for all matrix elements but $\delta m_{\mu\tau} \sim 4$ meV. The effect of phase variations is much stronger. Now the phases affect the dominant block and therefore $\delta m \sim m$.

3) Degenerate spectrum. For illustration we take $m_1 \approx m_2 \approx m_3 = m_0 = 0.2$ eV. The experimental errors produce very small effect: $\delta m \sim 1$ meV. In contrast, effects of phase variations are very strong, $\delta m \sim m_0$. Here also variations (values) of different elements are

strongly correlated.

2.3 Induced matrix and the dominant structures

The mass and mixing patterns in quark and lepton sectors are strongly different. The difference can (at least partially) originate from the active-sterile mixing which is absent in the quark sector. The shortcoming of this proposal is the coincidence problem: two different contributions to the mass matrix, active, \mathbf{m}_a , and induced, \mathbf{m}_I , are of the same order or within 1-2 orders of magnitude in spite of the fact that they have different, and at the first sight, unrelated origins. The only argument in favor is that this will be not the only case - we meet the coincidence problem in other areas too. Another possibility is that $\mathbf{m}_I \gg \mathbf{m}_a$.

Let us consider first the case of one sterile neutrino. Due to the singular (rank 1) character of the induced matrix it can not reproduce the dominant structures of the neutrino mass matrix in the case of the degenerate mass spectrum and inverted mass hierarchy. In the former case $\text{Det } \mathbf{m} \approx m_0^3$, where m_0 is the scale of neutrino mass. In the latter - there are two dominant eigenvalues and the determinant of the 1-2 submatrix is non-zero.

Essentially this means that the matrix induced by one sterile neutrino can be the origin of the dominant block *only* in the case of normal mass hierarchy. This can explain the large (maximal) 2-3 mixing. Suppose

$$m_{\mu S} = m_{\tau S} = m_0, \quad m_{eS} \ll m_0, \quad (17)$$

then

$$\mathbf{m}_I = \frac{m_0^2}{m_S} \begin{pmatrix} 0 & 0 & 0 \\ 0 & 1 & 1 \\ 0 & 1 & 1 \end{pmatrix}. \quad (18)$$

From (18) we obtain $2m_0^2/m_S = \sqrt{\Delta m_{\text{atm}}^2}$ or

$$m_S \sin^2 \theta_S = 0.5 \sqrt{\Delta m_{\text{atm}}^2} \approx 25 \text{ meV}. \quad (19)$$

Parameters of the 1-2 block (mixing and mass) should be given by the original active mass matrix. For the best fit values of the oscillation parameters and the induced matrix

(18) the active neutrino mass matrix should be of the form

$$\mathbf{m}_a = U_{23}^m U_{12}^{\text{sol}} \mathbf{m}_2 U_{12}^{\text{sol}T} U_{23}^{mT} = m_2 \begin{pmatrix} s^2 & \frac{sc}{\sqrt{2}} & -\frac{sc}{\sqrt{2}} \\ \dots & \frac{c^2}{2} & -\frac{c^2}{2} \\ \dots & \dots & \frac{c^2}{2} \end{pmatrix}, \quad (20)$$

where $\mathbf{m}_2 = \text{diag}(0, m_2, 0)$, $s \equiv \sin \theta_{12}$, $c \equiv \cos \theta_{12}$, U_{12}^{sol} is the 1-2 rotation matrix on the solar mixing angle, U_{23}^m is the matrix of maximal 2-3 mixing. We assumed that $m_1 \approx 0$. Notice that all elements of this matrix are nearly equal being in the range 0.31 - 0.35.

A non-zero m_1 would be equivalent of adding to (20) the matrix $m_1 \mathbf{I}$ proportional to the unit matrix and substituting $m_2 \rightarrow (m_2 - m_1)$, if there is no CP-violating phases. That does not change our conclusion provided that $m_1 \ll m_2$.

The induced matrix can be chosen in such a way that the active one has hierarchical structure with small mixings similar to the charged fermion mass matrices. (Partly this case has been studied in [6]). Consider non-universal active-sterile coupling of the type

$$m_{\alpha S} = \sqrt{(m_3 - m_1)m_S} (\alpha, a, b), \quad \alpha \ll a \sim b. \quad (21)$$

Then the required mass matrix of active neutrinos can be written as

$$\mathbf{m}_a = m_1 \mathbf{I} + (m_3 - m_1) \begin{pmatrix} \epsilon s^2 - \alpha^2 & \epsilon \frac{sc}{\sqrt{2}} - \alpha a & -\epsilon \frac{sc}{\sqrt{2}} - \alpha b \\ \dots & 1 - a^2 + \epsilon \frac{c^2}{2} & 1 - ab - \epsilon \frac{c^2}{2} \\ \dots & \dots & 1 - b^2 + \epsilon \frac{c^2}{2} \end{pmatrix}, \quad (22)$$

where $\epsilon \equiv m_2/(m_3 - m_1)$. For $a = 0.95$ and $b = 1.50$ we obtain hierarchical 2-3 block with $(m_a)_{22} : (m_a)_{23} : (m_a)_{33} \approx 0.1 : 0.4 : 1.2$. Other elements are of the order 0.02 - 0.04 if $\alpha \sim 0.01$. Certain hierarchy among those elements can be obtained for non-zero 1-3 mixing and some deviation of the 2-3 mixing from maximal. The overall spread of the values of elements by 2 orders of magnitude can be easily obtained. This is in agreement with the see-saw expectations.

Another scenario (essentially considered in [6]) is that $b \gg a$, so that basically the induced matrix correct the 33 element. Taking, *e.g.*, $m_{33} = \sin^2 \theta_{\tau S} m_S \sim 300$ meV and the final matrix \mathbf{m}_ν as in the Table 1, we obtain that the original active mass matrix should

be like that for normal hierarchy (Table 1) but with $m_{33} \sim 300$ meV, that is, strongly hierarchical.

2.4 Induced matrix and mass hierarchy

An interesting possibility is that the induced matrix can switch the mass hierarchy from normal to inverted and *vice versa*. Indeed,

$$\mathbf{m}_\nu^{\text{inv}} \sim \sqrt{2} \mathbf{m}_\nu^{\text{norm}} - \sqrt{\frac{|\Delta m_{32}^2|}{2}} \mathbf{D}, \quad (23)$$

where \mathbf{D} is close to the “democratic” matrix with all elements being nearly 1.

2.5 Induced matrix and tri-bimaximal mixing

The mass matrix which generates the tri-bimaximal mixing in the normal mass hierarchy case can be presented as

$$\mathbf{m} = \frac{\sqrt{|\Delta m_{32}^2|}}{2} \begin{pmatrix} 0 & 0 & 0 \\ 0 & 1 & -1 \\ 0 & -1 & 1 \end{pmatrix} + \frac{\sqrt{\Delta m_{21}^2}}{3} \begin{pmatrix} 1 & 1 & 1 \\ 1 & 1 & 1 \\ 1 & 1 & 1 \end{pmatrix}. \quad (24)$$

It is the sum of two singular matrices. The sub-dominant (second) matrix can be induced by universal mixing with the sterile component

$$m_{\alpha S} = m_0(1, 1, 1). \quad (25)$$

Then according to (24)

$$m_S \sin^2 \theta_S = \frac{\sqrt{\Delta m_{21}^2}}{3} \approx 3 \text{ meV}. \quad (26)$$

In fact, both matrices in (24) can be induced by the active-sterile mixing, if the second sterile neutrino is introduced with mixing elements

$$m'_{\alpha S} = m_0(0, 1, -1). \quad (27)$$

In this case the original active neutrino masses should be very small, *e.g.*, of the order of the Planck mass suppressed scale: $\sim v_{\text{EW}}^2/M_{\text{Pl}}$.

2.6 Induced matrix and QLC

If not accidental, the quark-lepton complementarity (QLC) relation [9] can imply that (i) there is some structure in the lepton sector which generates the bi-maximal mixing $U_{\text{bm}} \equiv U_{23}^{\text{m}} U_{12}^{\text{m}}$; (ii) there is the quark-lepton symmetry which “propagates” the CKM-type rotations to the lepton sector.

Let us consider a possibility that the induced matrix is responsible for the bi-maximal mixing:

$$\mathbf{m}_{\text{I}} = \mathbf{m}_{\text{bm}} = U_{\text{bm}} \mathbf{m}^{\text{diag}} U_{\text{bm}}^T, \quad (28)$$

whereas the charged lepton mass matrix produces the CKM-type rotation. The original active neutrino matrix should then give very small contribution.

Clearly this scenario can not be realized with only one sterile neutrino: Taking $\mathbf{m}^{\text{diag}} = \text{diag}(0, 0, m_3)$ we find that $\mathbf{m}_{\text{I}} = U_{23}^{\text{m}} \mathbf{m}_3 U_{23}^{\text{m}T}$ with a single maximal mixing. With two sterile neutrinos the matrix \mathbf{m}_{bm} which generates the bi-maximal mixing can be reproduced precisely. As an example one can take $m_{\alpha S} = m_0(a, b, -b)$ and $m'_{\alpha S} = m_0(0, x, y)$, where $x = \sqrt{d + 0.5a^2 - b^2}$, $y = (d - 0.5a^2 + b^2)/x$, and a, b, d are free parameters.

2.7 Small and negligible induced contribution

The induced matrix becomes irrelevant if

$$\frac{m_{iS} m_{jS}}{m_S} \ll (m_a)_{ij}. \quad (29)$$

Let us find conditions under which the effects of sterile neutrino are below the present 1σ spread of the matrix elements. Uncertainties depend on the type of mass spectra and are different for different elements.

For the normal mass hierarchy the effects are below 1σ if

$$\sin^2 \theta_{eS} m_S < 2 \text{ meV}, \quad \sin^2 \theta_{\mu S} m_S < 5 \text{ meV}, \quad (30)$$

and a similar bound on $\sin^2 \theta_{\tau S} m_S$. For μ and τ we have taken the uncertainty of $m_{\mu\tau}$ which is the smallest one.

For the inverted hierarchy the induced contributions are below 1σ uncertainties if

$$\sin^2 \theta_{eS} m_S < 8 \text{ meV}, \quad \sin^2 \theta_{\mu S} m_S < 4 \text{ meV}. \quad (31)$$

Larger effects of sterile neutrinos, $\sin^2 \theta_S m_S < 20 \text{ meV}$, can be mimicked by the phase variations.

In the case of degenerate spectrum 1σ experimental uncertainties restrict

$$\sin^2 \theta_{eS} m_S < 1 \text{ meV}. \quad (32)$$

The phase change produces the same effect as sterile neutrinos with $\sin^2 \theta_{\alpha S} m_S \sim 200 \text{ meV}$.

Sterile neutrinos can be responsible for fine structures of the mass matrix. The smallest (observable) structure is related to the solar mass split. In the case of inverted hierarchy this would correspond to the contribution $\sin^2 \theta_{eS} m_S \sim 1.5 \text{ meV}$, and for the degenerate mass spectrum we obtain the smallest quantity: $\sin^2 \theta_{eS} m_S \sim 0.4 \text{ meV}$.

So, we can identify three benchmarks:

1) For sterile neutrinos with mixings and masses smaller than

$$\sin^2 \theta_{\alpha S} m_S = 1 \text{ meV} \quad (33)$$

the effects are below the present 1σ experimental uncertainties for the hierarchical spectra. Still these neutrinos can influence sub-leading structures in the case of the degenerate spectrum.

2) Sterile neutrinos with

$$\sin^2 \theta_{\alpha S} m_S = 3 \text{ meV} \quad (34)$$

can generate the sub-leading structures in the case of normal mass hierarchy.

3) Sterile neutrinos with

$$\sin^2 \theta_{\alpha S} m_S = (20 - 30) \text{ meV} \quad (35)$$

can generate dominant structures in the case of normal and inverted hierarchies. For larger masses and mixings they can lead to dominant structures of the degenerate spectrum.

In Figs. 1, 2 and 3 we show the lines of constant induced mass $\sin^2 \theta_{\alpha S} m_S = \text{const}$ in the plane $\sin^2 \theta_{\alpha S}$ and m_S which correspond to the values in (33, 34, 35).

3 Bounds on the active-sterile mixing

In this section we describe the direct mixing effects of S and bounds on its masses and mixings.

3.1 Production, thermalization, decay

The most stringent bounds follow from astrophysics and cosmology.

Sterile neutrinos can be produced in the Early Universe non-thermally through their mixing with active flavors, affecting primordial nucleosynthesis, cosmic microwave background radiation as well as the growth of cosmological structures.

We assume that no primordial density of sterile neutrinos existed, and all sterile neutrinos were produced in the Early Universe due to mixing with active neutrinos and oscillations [10, 11].

The “thermalization” lines and the “decay” lines in the $m_S - \sin^2 \theta_S$ plane (Figs. 1-3) allow to understand various bounds.

1) The thermalization lines give the lower bounds of the $m_S - \sin^2 \theta_S$ region where the sterile neutrinos are thermalized before the primordial nucleosynthesis. According to Ref. [12, 13] the lines are slightly different for mixing with electron and non-electron neutrinos:

$$m_S \sin^2 \theta_S = 0.6 \text{ meV}, \quad \text{for } \nu_e, \quad (36)$$

$$m_S \sin^2 \theta_S = 0.4 \text{ meV}, \quad \text{for } \nu_\mu, \nu_\tau. \quad (37)$$

Notice that the thermalization lines have the same functional dependence as the isolines of equal induced mass. Furthermore, the lines are below the benchmarks obtained in (33, 34, 35). That is, sterile neutrinos with parameters which give significant induced contribution were thermalized in the Early Universe.

2) We confront the life time of neutrinos with the time of recombination, $\tau_{\text{rec}} \approx 10^{12}$ s, and the age of the Universe, $\tau_U = 4 \times 10^{17}$ s.

The decay rate of S strongly depends on m_S . For small m_S the main channel is $\nu_S \rightarrow 3\nu$ and then the following channels open: $\nu_S \rightarrow \nu + l + \bar{l}$, $\nu_S \rightarrow \nu + q + \bar{q}$, *etc.*. The decay rate

can be written as

$$\frac{1}{\tau_S} \approx \kappa(m_S) \Gamma_\mu \left(\frac{m_S}{m_\mu} \right)^5 \sin^2 \theta_S, \quad (38)$$

where m_μ and Γ_μ are the muon mass and decay rate, correspondingly, and $\kappa(m_S)$ is the number of decay channels for a given value of m_S . So, for the non-relativistic sterile neutrinos, the lines of constant decay rate are given by

$$\kappa(m_S) m_S^5 \sin^2 \theta_S = \text{const.} \quad (39)$$

In Figs. 1, 2 and 3 we show two decay isolines corresponding to $\tau_S = \tau_{\text{rec}}$ and $\tau_S = \tau_U$.

3.2 LSS formation bound

If $\tau_S > \tau_U$, the sterile neutrinos can contribute to the dark matter in the Universe. Analysis of the Large Scale Structure (LSS) of the Universe gives the bound on the total energy density in sterile neutrinos, ρ_S , as function of its mass:

$$\omega_S \equiv \frac{\rho_S}{\rho_{\text{cr}}} h^2 \leq \omega_S(m_S). \quad (40)$$

Here ρ_{cr} is the critical energy density and h is the Hubble constant³. We use for $\omega_S(m_S)$ the results of the analysis in [14] and [15].

For $m_S < 100$ eV, S compose the hot dark matter component and the bound on ω_S is rather strong. According to [14] for $m_S < 30$ eV one has $\omega_S < 0.005$ at 95% CL. The bound weakens with the increase of m_S : $\omega_S < 0.02$ at $m_S = 100$ eV, and $\omega_S < 0.12$ at $m_S = 300$ eV. In the interval $m_S = (0.5 - 30)$ eV the 95% CL bound from [15] can be parameterized as

$$\omega_S \leq 0.001 \left[\left(\ln \left(\frac{m_S}{6 \text{ eV}} \right) + 0.1 \right)^2 + 2.5 \right], \quad (41)$$

the limit becomes weaker as neutrinos become colder, so in the interval $m_S = (40 - 300)$ eV⁴

³In this paper in numerical estimations we use $h=0.7$.

⁴A more accurate parametrization in this range is:

$$\omega_S \leq 6 \cdot 10^{-3} + 4.1 \cdot 10^{-6} (m_S/\text{eV}) + 2.5 \cdot 10^{-7} (m_S/\text{eV})^2 + 1.7 \cdot 10^{-8} (m_S/\text{eV})^3 - 4.5 \cdot 10^{-11} (m_S/\text{eV})^4$$

$$\omega_S \leq 0.01 \left[\left(\ln \left(\frac{m_S}{9 \text{ eV}} \right) - 0.35 \right)^{2.2} - 1.0 \right], \quad (42)$$

and $\omega_S < 0.12$ for $m_S > 300 \text{ eV}$.

Calculations of the energy density ω_S have been updated recently [16] with inclusion of a number of additional effects, in particular, effects of the quark-hadron transition, modification of the finite temperature effective mass of the active neutrinos, *etc.* For the temperature of the quarks-hadron transition $T_{QCD} = 170 \text{ MeV}$, the relation between ω_S , m_S and θ_S can be parametrized as [16]

$$m_S = 1.45 \text{ keV} \left(\frac{10^{-8}}{\sin^2 \theta_S} \right)^{0.615} \left(\frac{\omega_S(m_S)}{0.13} \right)^{0.5}. \quad (43)$$

or

$$\sin^2 \theta_S = 1.83 \cdot 10^{-8} \left(\frac{\omega_S(m_S)}{0.13} \right)^{0.813} \left(\frac{1 \text{ keV}}{m_S} \right)^{1.626}. \quad (44)$$

Notice that for $m_S < 3 \text{ keV}$ it deviates from the dependence previously found in [17].

Plugging the limits (41) and (42) in relation (44) we find the upper bound on $\sin^2 \theta_S$ as a function of m_S (see region $\omega_S > \omega_{DM}$ in Figs. 1-3). The bound is absent for $m_S < 0.5 \text{ eV}$. The bound does not depend on the flavor of active neutrino to which sterile neutrino mixes.

The bound is valid for the region of parameters below the isoline $\tau_S = \tau_U$ which corresponds to $m_S < 0.5 \text{ MeV}$ and $\sin^2 \theta_S > 7 \cdot 10^{-13}$. However for $m_S > 5 \text{ keV}$ the stronger bound follows from the diffuse background radiation.

It has been shown in a recent analysis [18] that sterile neutrinos with mass $m_S < 14 \text{ keV}$ are excluded at 95% CL as the dark matter particles responsible for the LSS formation. This implies that bound on ω_S is somehow stronger than that we use in our estimations, and consequently stronger bound on the S parameters. On the other hand the bound can be relaxed if new particle decays in the epoch between decoupling of S and BBN increase the entropy, thus diluting S concentrations and reducing its temperature [19]. However, this new bound represents a challenge for the model proposed in [20, 21].

3.3 Limit from cosmic X-ray radiation

Due to mixing via the loop diagrams sterile neutrinos decay into an active neutrino and a photon: $S \rightarrow \nu_a \gamma$ with $E_\gamma \approx m_S/2$ and at the rate $\Gamma_\gamma \sim \alpha \Gamma_{3\nu}$. Therefore one expects to detect the photon emission line when looking at big concentrations of dark matter such as galaxy clusters. The analyzes of the X-ray emission from the Virgo cluster [22] and [23] give limits on the decay and therefore on the mixing with the sterile neutrino:

$$\sin^2 \theta_S < 2.6 \times 10^{-6} \left(\frac{m_S}{\text{keV}} \right)^{-4}. \quad (45)$$

This parameterization is valid for $m_S = (1 - 10)$ keV.

The γ -flux from all possible sources could accumulate over the history of the Universe and be seen as a Diffuse Extragalactic Background RAdiation (DEBRA). Apparently the flux from the radiative S decay should be smaller than the observed flux. In the range $m_S = (1 - 100)$ keV the DEBRA limit can be parameterized as [24]

$$\sin^2 \theta_S < 3.1 \times 10^{-5} \left(\frac{m_S}{\text{keV}} \right)^{-5}. \quad (46)$$

This bound based on the data collected from the whole sky is weaker than the one given in (45). However, it does not depend on assumptions concerning clustering and therefore is considered to be more robust [24]. Most likely these limits are valid below the recombination line $\tau_S = \tau_{\text{rec}}$.

The X-ray exclusion region shown in Figs. 1-3 has been obtained from the analysis of Virgo cluster data as well as data on diffuse X-ray background (DEBRA) from HEAO-1 and XMM-Newton missions in [24]. For small masses, $m_S \lesssim 1$ keV, we use the limit from [25].

It was proposed in Ref. [22] to observe clusters of galaxies with Chandra and XMM-Newton observatories, in their high sensitivity range for X-ray photon detection of (1 - 10) keV. That will allow one to set the limit in the range $10^{-13} < \sin^2 2\theta_S < 10^{-5}$ for $m_S = 0.6 - 40$ keV.

3.4 CMB-bound

If the sterile neutrinos decay producing neutrinos between the active neutrino decoupling time, $\tau_\nu \sim 1$ s, and the photon decoupling time (τ_{rec}), this would increase the energy density of relativistic particles (the effective number of neutrinos, N_ν) prior to the Cosmic Microwave Background (CMB) radiation decoupling. That, in turn, influences the CMB acoustic peaks. The observations put the following bounds on this number: $N_\nu < 13$ at 95% CL (BOOMERanG/MAXIMA) [26] and $N_\nu < 8.3$ at 90% CL (WMAP) [27]. Using these results, and consideration in Ref. [28], one gets the CMB bound on the sterile neutrino parameters [17] shown in Figs. 1-3.

In the future, the PLANCK mission [29] will allow to strengthen the bound down to $N_\nu < 3.05$ which will further expand the excluded region, in particular to larger values of m_S .

3.5 BBN bound

Apparently for one sterile neutrino the limit on the effective number of additional degrees of freedom during the epoch of Big Bang Nucleosynthesis (BBN), $\Delta N_\nu = 1$, does not provide any bound since at most the equilibrium concentration of S can be produced. The limit $\Delta N_\nu \leq 1$ becomes relevant in the case of more than two sterile states.

For the low values of m_S we use the limits from [30] which for $\Delta N_\nu = 1$ can be parameterized as

$$m_S \sin^2 \theta_S = 1.4 \text{ meV}, \quad \text{for } \nu_e \quad (47)$$

$$m_S \sin^2 \theta_S = 1.0 \text{ meV}, \quad \text{for } \nu_\mu, \nu_\tau. \quad (48)$$

For the high masses, $10 < m_S/\text{MeV} < 200$, the exclusion region has the shape of a parallelogram [32]. The right boundary is basically given by

$$\sin^2 \theta_S \left(\frac{m_S}{\text{keV}} \right)^3 = 1.25 \cdot 10^{11},$$

which is the condition for the heavy neutrinos to be relativistic at decoupling so their number density is not Boltzmann suppressed and they can have an impact on BBN. The

left boundary,

$$\left(\frac{m_S}{\text{keV}}\right)^2 \sin^2 \theta_S < 6 \times 10^{-2},$$

can be simply understood as the condition that the energy density of the sterile neutrino is smaller (including also an entropy dilution factor 5) than the energy density of one light neutrino species at BBN.

3.6 Supernova neutrino bound

Two different bounds follow from observation of the antineutrino signal from SN1987A [31]. One is from $\bar{\nu}_e$ -disappearance and the other from star cooling.

1) The resonance conversion $\bar{\nu}_e \rightarrow \bar{S}$ can occur in the central regions of the star due to change of sign of the matter potential. That happens for the active-sterile system when the relative electron number density is $Y_e \sim 1/3$. For the mass range $m_S \sim 1 - 100$ eV the adiabaticity condition can be fulfilled if $\sin^2 \theta_S > 10^{-5}$. The adiabatic conversion leads to strong suppression of the $\bar{\nu}_e$ -flux [3]. So, the observation of the $\bar{\nu}_e$ -signal from SN1987A gives the bound on the oscillation parameters. In Figs. 1-2 we show the updated results obtained in Ref. [4].

2) For large masses, m_S , the $(\nu_a \rightarrow S)$ oscillations as well as scattering lead to production of sterile neutrinos in the core of the collapsing star. If these neutrinos escape the core, they can lead to substantial energy loss. This, in turn, will shorten the neutrino burst and the energy released in $\bar{\nu}_e$ will be smaller [25, 33].

Normal duration of the SN1987A neutrino burst excludes significant cooling effect which puts the bound on S parameters [32] shown in Figs. 1-3. Notice that the upper bound, $\sin^2 \theta_S \lesssim 10^{-10}$, is slightly different for ν_e and ν_μ and ν_τ . If mixing is sufficiently large, the sterile neutrinos will be trapped inside the core, and the energy-loss argument is not applicable. This gives the lower bound of the excluded region $\sin^2 \theta_S \lesssim 10^{-2}$. The mass range is restricted by the condition that S is produced inside the core.

Future detection high statistics neutrino signal from a Galactic supernova will allow to put stronger bounds. Indeed, another resonance in $\nu_e - S$ can occur in the outer regions of

the star with normal chemical composition. The adiabaticity condition can be written as

$$\gamma = 10^2 \sin^2 \theta_S \left(\frac{m_S}{10^{-3} \text{keV}} \right)^{3.3} \gg 1 \quad (49)$$

which in fact is stronger than the cosmological bound in the range (0.01 - 0.1) keV. The adiabatic $\nu_e - S$ conversion leads to the disappearance of the ν_e neutronization peak, and the modification of the signal during the cooling stage. In particular, in the case of normal mass hierarchy the electron neutrino flux at the Earth will be $F(\nu_e) = F^0(\nu_\mu)$ in the case of large 1-3 mixing and $F(\nu_e) = \cos^2 \theta_{12} F^0(\nu_\mu)$ for very small 1-3 mixing [3].

In this same mass range, sterile neutrinos can promote non negligible $\nu_\mu \rightarrow \nu_e/\bar{\nu}_\mu \rightarrow \bar{\nu}_e, \bar{\nu}_\tau$ conversions at TeV energies by the MSW effect that can be constrained by future IceCube data [34].

3.7 Laboratory bounds

The laboratory bounds are typically much weaker than the astrophysical and cosmological ones. They are, however, more robust since they rely on fewer model assumptions. So they turn out to be the main bounds if, for some reason (see sec. 4.2), the cosmological/astrophysical limits become inapplicable.

In what follows we will comment on several published laboratory bounds and their possible improvements.

1) *The limit from $0\nu\beta\beta$ -decay* is obtained by experiments which look for the transition $(A, Z) \rightarrow (A, Z + 2) + 2 e^-$. The decay width of such a process depends on the so-called effective Majorana neutrino mass. This effective mass receives here an additional contribution related to the $\nu_e - S$ mixing. In fact, the $0\nu\beta\beta$ decay amplitude $A^{(S)}$ has two contributions from S : i) from the induced mass, m_I , and the exchange of light neutrinos, and ii) from the direct mixing of S , and exchange of S . So, the amplitude of the decay can be written as

$$A^{(S)} \propto \frac{m_I}{\bar{q}^2 - m_\nu^2} + \frac{m_S \sin^2 \theta_{eS}}{\bar{q}^2 - m_S^2}, \quad (50)$$

where $\bar{q} \sim 1/r_N$ is the effective momentum of the exchanged neutrino with r_N being the typical size of the nuclei. As it can be inferred from the calculation presented in [35],

$\bar{q} \approx 100$ MeV. In the denominator of (50) m_ν is the effective mass of light neutrinos and since $m_\nu \ll m_S$ it can be neglected. Taking into account that the induced mass $m_I = -m_S \sin^2 \theta_{eS}$ we can write, according to Eq. (50)), the effective Majorana mass as

$$m_{ee}^{(S)} = m_S \sin^2 \theta_{eS} \left| 1 - \frac{\bar{q}^2}{\bar{q}^2 - m_S^2} \right|. \quad (51)$$

If m_S is negligible the two contributions cancel each other leading to zero effect of S . If $m_S^2 \ll \bar{q}^2$, we find from (51)

$$m_{ee}^{(S)} = \sin^2 \theta_{eS} \frac{m_S^3}{\bar{q}^2}. \quad (52)$$

Notice that for light S , $m_S \ll 1/r_N$, the neutrinoless double beta decay effective mass is determined in the first approximation by the ee -elements of the active neutrino mass matrix $(\mathbf{m}_a)_{ee}$.

For $m_S^2 \gg \bar{q}^2$, the second term in (51) can be neglected and the Majorana mass is given by the induced contribution (as in the usual see-saw mechanism):

$$m_{ee}^{(S)} = \sin^2 \theta_{eS} m_S. \quad (53)$$

In Fig. 1 we show the excluded region of the S parameters which corresponds to the upper bound $m_{ee} < 0.5$ eV obtained from studies of $0\nu\beta\beta$ -decay of ^{76}Ge [36]. We assume that there is no cancellation between S contribution and $(\mathbf{m}_a)_{ee}$. Apparently the double beta decay limit becomes relevant for high masses $m_S > 100$ MeV.

Future neutrinoless double beta decay experiments [37] with sensitivity down to $m_{ee} < 0.01 - 0.03$ eV will improve the bound on $\sin^2 \theta_S$ by a factor 10-30.

2) *The β -decay experiments* perform searches for kinks in the energy spectra of electrons emitted in nuclear β -decays. Different nuclei have been used but the best bound at present comes from the Mainz tritium β -decay experiment. We show in Fig. 1 the region $m_S \sim 0.1 - 10^3$ keV and $\sin^2 \theta_S \lesssim 10^{-3} - 10^{-2}$, for $\nu_S - \nu_e$ mixing, excluded by negative results of those searches [38]. The planned KATRIN [39] experiment is expected to increase the current sensitivity by perhaps an order of magnitude.

3) *Meson decays* can have contributions from sterile neutrinos which can modify the energy spectra of their decay products. In the $\nu_S - \nu_e$ channel, the best limit, which comes from precision measurements of the energy spectrum of e^+ in the decay $\pi^+ \rightarrow e^+ \nu_e$ [40], is : $\sin^2 \theta_S < 10^{-7}$, valid in the low and narrow region $m_S = (50 - 130)$ MeV. This is not shown in Fig. 1. In the $\nu_S - \nu_\mu$ channel, S mixed with ν_μ can be produced in π^\pm and K^\pm decays at accelerators and in the atmosphere, and subsequently decay. The 90% CL excluded region shown in Fig. 2 (labeled as “Decays”), taken from Ref. [44], is the only bound which can compete with the cosmological and astrophysical limits in the range of large masses $m_S \sim (0.03 - 0.3)$ GeV.

In the near future, the studies of pion, muon and kaon decays at MiniBooNE [41], MINOS [42] and K2K [43] experiments are expected to reach sensitivities of a few $\times 10^{-7}$ or less for the mixing if $m_S \sim 100$ MeV [44].

Oscillations of active to sterile neutrinos lead to the suppression of the neutral current interaction rate. In this connection, it has been proposed to study interactions of neutrinos from pion decays at rest with the superallowed neutral current reaction $\nu_x \ ^{12}\text{C} \rightarrow \nu_x \ ^{12}\text{C}^*$ [45]. The sensitivity of such an experiment can reach $\sin^2 \theta_S \sim 10^{-2}$ for $m_S \sim 1$ eV, thus providing also decay bounds at lower m_S .

4) *The atmospheric neutrino* experiments observe ν_μ , ν_e and their anti-neutrinos produced in atmospheric showers. The study of the combined results from SuperKamiokane [46] and MACRO [47] lead to substantially different bounds on the mixing of S with ν_e , ν_μ and ν_τ [4]. For the $\nu_e - \nu_S$ channel the best bound, $\sin^2 \theta_S < 10^{-2}$, is obtained in the interval $m_S = (0.01 - 0.1)$ eV (see Fig. 1). For the $\nu_\mu - \nu_S$ mixing a weaker bound, $\sin^2 \theta_S < 0.04$, is established in the range $m_S = (0.1 - 1)$ eV (see Fig. 2). For the $\nu_\tau - \nu_S$ mixing the bound is quite feeble, $\sin^2 \theta_S < 0.1$.

Note that if the cosmological bound is invalid, the atmospheric bound becomes also relevant for larger masses, $m_S = (1 - 10)$ eV.

Sterile neutrino oscillations for $m_S \sim \text{few eV}$ have the oscillation length comparable to the Earth’s radius at $E_\nu \sim 1$ TeV. IceCube [48] will be able to probe atmospheric neutrinos

in this energy range. In the future, IceCube data can probably bring the limit on $\nu_e - \nu_S$ mixing down to $\sim 10^{-2}$ for $m_S \sim \text{few eV}$ [34].

It has been suggested in Ref. [49] that showers generated by ultra-high energy sterile neutrinos ($E_\nu \sim 10^6 - 10^{12}$ GeV) with $\sin^2 \theta_S \sim 0.01 - 0.1$, may be distinguished from the ones generated by active neutrinos in experiments such as EUSO [50] or OWL [51], using the Earth as a filter, as proposed in Ref. [52] for neutralino showers. However, the mass range of m_S that can be tested by these experiments is unclear.

5) *Reactor neutrino experiments* can set limits on the mixing $\bar{\nu}_e - \bar{\nu}_S$ by comparing expected with observed $\bar{\nu}_e$ flux. Bugey [53], CHOOZ [54] and Palo Verde [55] provide the main bound on $\bar{\nu}_e - \bar{\nu}_S$ mixing, $\sin^2 \theta_S \lesssim 0.01$, in the range $m_S = (0.3 - 1)$ eV. We show in Fig. 1 the excluded region (labeled “Bugey-CHOOZ”) obtained in Ref. [4]. This bound completely excludes the induced mass as the origin of the dominant structure.

The forthcoming reactor experiment Double-CHOOZ and the proposed projects Kaska, Braidwood and Angra [56], may be able to reach $\sin^2 \theta_S \sim 5 \cdot 10^{-3}$ for $m_S = (0.03 - 0.7)$ eV [57].

6) *Accelerator bounds* are significant in the high mass range, $m_S > 0.1$ GeV, for all channels. Mixing with a heavy S leads to an effective violation of lepton universality and appearance of flavor changing neutral currents. The non-observation of these effect in experimental data permitted the authors of Ref. [58] to set the 90% CL limits, shown in Figs. 1-3: $\sin^2 \theta_S < 5 \cdot 10^{-3}$ ($\nu_S - \nu_e$), $\sin^2 \theta_S < 9.6 \cdot 10^{-3}$ ($\nu_S - \nu_\mu$) and $\sin^2 \theta_S < 1.6 \cdot 10^{-2}$ ($\nu_S - \nu_\tau$), valid in the range $m_S = 0.14 - 45$ GeV.

We should mention that there are also oscillation limits in the low mass range, $m_S \sim 0.1 - 10$ eV, from the accelerator experiments LSND [59], KARMEN [60], CDHS [61], CCFR [62], NOMAD [63] and CHORUS [64] but they are less significant than the ones we have presented in this section, so we will not discuss them further.

Forthcoming e^+e^- or pp collider experiments can expand the validity of the bounds on the mixing with S to a wider mass range. For instance, it has been shown [65] that at

an International Linear Collider with a center of mass energy $\sqrt{s} = 500$ GeV, one can look for single heavy S production through $e^+e^- \rightarrow S\nu \rightarrow lW\nu$ with $l = e, \mu, \tau$. This has a sensitivity down to $\sin^2 \theta_S < 7 \cdot 10^{-3}$ for $m_S = 200 - 400$ GeV. The same reaction at a future Compact Linear Collider operating with $\sqrt{s} = 3$ TeV could be used to limit $\sin^2 \theta_S < (2 - 6) \cdot 10^{-3}$ for $m_S = 1 - 2$ TeV [66]. According to Ref. [67], the search for same-sign dilepton production mediated by a sterile neutrino S in $pp \rightarrow l^+l'^+X$ with $l, l' = e, \mu, \tau$, may be used to constrain $\sin^2 \theta_S \lesssim 10^{-2}$ for $m_S = (0.1 - 2)$ TeV at the Large Hadron Collider at CERN, provided a large integrated luminosity becomes available.

Finally, we should mention that prospective accelerator experiments that will study oscillations with $\Delta m^2 > \Delta m_{32}^2$ will be able to set stringent bounds in the low mass range too. The MINOS detector [42] can use the neutral current to charged current ratio to probe $\nu_\mu - \nu_S$ and $\nu_\tau - \nu_S$ mixing down to $\sin^2 \theta_S \sim 10^{-2}$ [4]. Sensitivity to $\nu_\mu - \nu_S$ mixing at the level $\sin^2 \theta_S \sim 10^{-3}$ for $m_S = (0.03 - 0.3)$ eV can be reached by T2K [68], NO ν A [69] and future ν -factories looking for $\nu_\mu, \bar{\nu}_\mu$ disappearance.

4 Induced mass versus direct mixing effects

4.1 Bounds on induced mass

Confronting the lines of constant induced masses (33), (34) and (35) with the bounds based on direct mixing effects in the $\sin^2 \theta_S - m_S$ plane we can conclude on the relative importance of these effects.

There are two regions of parameters in the $\sin^2 \theta_S - m_S$ plane, where the induced masses are more important than the effects of direct mixing. That is, in these regions substantial induced masses for the active neutrino mass matrix are not excluded by the existing bounds.

1) **High mass region:** $m_S \gtrsim 200$ MeV and $\sin^2 \theta_S \lesssim 10^{-9}$. The high mass region is restricted essentially by the CMB bound, meson decays and SN1987A cooling. Future measurements can probably improve the bounds by about 1 order of magnitude from below.

Only for the $\nu_e - \nu_S$ channel, the neutrinoless double beta decay can probe the whole

high mass region. Present bounds correspond essentially to the dominant contribution in the case of the degenerate spectrum.

For the other mixing channels, it is the induced mass which gives the bound on the parameters of the sterile neutrinos. Indeed, assuming that there is no strong cancellation of elements of the original active neutrino mass matrix \mathbf{m}_a and \mathbf{m}_I , and taking the largest elements of matrices in Table 1, we can write the bound

$$\sin^2 \theta_S m_S \lesssim m^{\text{exp}} \sim (0.5 - 1) \text{ eV}, \quad (54)$$

which is clearly comparable to the neutrinoless double beta decay bound but now valid for all channels.

Sterile neutrinos in this range can play some role in leptogenesis and the generation of the baryon asymmetry in the Universe [70].

Clearly contribution from this region is out of our control and this creates ambiguity in the implications of the mass and mixing results.

It is beyond the scope of this paper to discuss the possible origins of S with such a small mixing. Still one possibility looks rather interesting: if $m_S = (10^2 - 10^6) \text{ GeV}$ (region where one may expect singlets related, *e.g.*, to SUSY breaking), the required mixing is $\sin^2 \theta_S = 10^{-15} - 10^{-12}$. The latter can be related to the existence of a new “intermediate” scale $M = m_S / \sin \theta_S \sim (10^{10} - 10^{12}) \text{ GeV}$.

2) Low mass window: $m_S \sim (0.1 - 1) \text{ eV}$ and $\sin^2 \theta_S = 10^{-3} - 10^{-1}$.

This window is essentially closed for all the channels if one takes the BBN bound $\Delta N_\nu < 1$. In this case, one has the bound on the induced mass $m_I < 1 \text{ meV}$. That can produce some effect on observables in the case of degenerate or inverted hierarchy spectrum.

If $\Delta N_\nu = 1$ is allowed, the BBN bound is absent and bounds from other effects strongly depend on flavor. For the $\nu_e - \nu_S$ channel, the reactor and atmospheric neutrino bounds essentially exclude the dominant contribution from m_I but still allow for sub-dominant effects. For the $\nu_\mu - \nu_S$ channel, the bound is given essentially by the atmospheric neutrinos and larger region of mixings is allowed. In particular, for $m_S \sim 0.5 \text{ eV}$ the mixing $\sin^2 \theta_S = 0.04$ is allowed leading to $m_I \sim 20 \text{ meV}$, being close to the dominant contribution. For the

$\nu_\tau - \nu_S$ channel, the atmospheric bound is weaker (practically nonexistent) and dominant values of m_I are allowed: $m_I \sim (30 - 500)$ meV.

In the rest of the m_S region, $m_S = (10^{-3} - 10^5)$ keV, effects of the direct mixing dominate over the induced matrix effects. In this range the induced masses

$$m_I \lesssim 4 \cdot 10^{-2} \text{ meV}, \quad (55)$$

can produce only very small corrections to the active neutrinos mass matrix. In the interval $m_S = (1 - 10^4)$ keV the bound is even stronger:

$$m_I \lesssim 10^{-2} \text{ meV}. \quad (56)$$

If however the cosmological/astrophysical bounds are absent for some reason, a large range of parameters becomes allowed and the induced masses can reproduce the dominant structures of the active neutrino mass matrix in the whole range of m_S .

4.2 Avoiding bounds

Let us consider various possibilities which allow one to avoid the bounds obtained in the previous section and therefore to open the possibility for strong effects of the induced matrix even for low m_S .

1) It has been shown [49] that in a cosmological scenario with low reheating temperature at the end of inflation, $T_R \ll 100$ MeV, experimental bounds on the active-sterile neutrino mixing are relaxed. In particular, the sterile neutrino required to explain the LSND result is allowed in this scenario. Also the influence of a non-negligible primordial lepton number asymmetry has impact on the sterile production rate since in this case neutrinos are produced resonantly with a non-thermal spectrum [71, 17, 72]. According to Ref. [17], for $L = 10^{-3}$ the LSS limit presented in Figs.1-3 will change very little, while for $L = 0.1$ the limit on $\sin^2 \theta_S$ can increase by 1 or 2 orders of magnitude depending on m_S .

2) Another possibility can be related to the origin of the mass of S itself. Recall that S may not be related to right handed neutrinos and usual family structure. Let us assume

that S has a “soft mass” generated by the medium dependent VEV of some new scalar field A : $m_S = \lambda \langle A \rangle$. The VEV can be proportional to the number density of the active neutrinos, n_ν : $\langle A \rangle \propto n_\nu$ [73]. In this case

$$m_S = m_S^0(1+z)^3, \quad (57)$$

where m_S^0 is the mass in the present epoch. If the mixing mass is generated by the usual Higgs VEV, which does not change with time, we will find that the induced contribution to the light mass and the active-sterile mixing will decrease as we go back in time:

$$m_I = \frac{m_{iS}^2}{m_S^0(1+z)^3} = m_I^0(1+z)^{-3}, \quad (58)$$

$$\sin \theta_S = \frac{m_{iS}}{m_S^0(1+z)^3} = \sin \theta_S^0(1+z)^{-3}. \quad (59)$$

Here m_I^0 and θ_S^0 are parameters at the present epoch. The combination we plot in Figs. 1-3 changes as

$$\sin^2 \theta_S m_S = \frac{\sin^2 \theta_S^0 m_S^0}{(1+z)^3}. \quad (60)$$

The lines of constant induced mass shift with z to the left - to smaller masses and mixings. This means that in the past all cosmological bounds were satisfied.

Already at the recombination epoch the mass of the sterile neutrino becomes of the order 10^4 GeV and the mechanism of oscillation production does not work. Essentially, in this scenario the sterile neutrinos are not produced, their concentration is negligible. The astrophysical and cosmological bounds we have discussed are not applicable.

3) If S interacts with a massless or low-mass Majoron [74] ϕ , it can decay invisibly as $S \rightarrow \nu\phi$. If this decay is fast enough, $\tau_S \ll 1$ s, in principle, all astrophysical and cosmological bounds could be evaded.

If $S-\phi$ interaction keeps S still in equilibrium after ordinary weak interaction freeze-out, this late free-streaming could show up in the precision measurements of the CMB acoustic peaks. In [75] a stringent limit on the $S-\phi$ coupling $g \lesssim 1 \cdot 10^{-11} (50 \text{ meV}/m_S)^2$, which can be translated into the lower bound $\tau_S \gtrsim 2 \cdot 10^{10} (m_S/50 \text{ meV})^3$ s, was obtained. This limit is valid in the low mass region $m_S \sim (0.1 - 1)$ eV apparently making it rather arduous

to circumvent the nucleosynthesis bound. Nevertheless, scenarios involving additional neutrino couplings to the light boson seem to rescue the possibility of bypassing cosmological bounds [76].

5 Conclusions

The main conclusions of this paper can be summarized as follows.

1) Mixing of the active neutrinos with sterile neutrinos, singlets of the SM symmetry group, generates an induced mass matrix of active neutrinos which can be the origin of peculiar properties of the lepton mixing and neutrino mass spectrum. It opens an alternative possibility to understand possible new symmetries in the neutrino sector. In this way, one can explain the substantial difference of mixing patterns of quarks and leptons.

Depending on masses and mixings of S , the induced active neutrino masses can be the origin of the dominant or sub-dominant structures of the neutrino mass matrix. For instance, the tri-bimaximal mixing can originate from the induced contribution.

2) Apart from the modification of the mass matrix of active neutrinos, there are direct mixing effects of S which can be observed in cosmology, astrophysics and laboratory experiments.

The importance of the direct and induced effects depends on the range of S parameters considered. For $m_S \gtrsim 200$ MeV the induced effect dominates. The induced masses can reproduce the dominant structures of the active mass matrix. The direct mixing effects are negligible. In the interval $m_S \sim (10^{-3} - 10^5)$ keV the direct mixing effects dominate: the astrophysical and cosmological consequences of mixing are more important putting strong upper bounds on the induced mass. So the latter can be neglected in the mass matrix of active neutrinos. In the narrow window $m_S \sim (0.1 - 1)$ eV the two effects are comparable. For the BBN bound $\Delta N_\nu < 1$ the induced matrix can produce only small effects. If one additional neutrino is allowed by BBN, the induced masses can produce the sub-leading effects or even be comparable to the required values of the mass elements.

3) New physics effects can relax or even lift the cosmological and astrophysical bounds

thus opening a possibility to generate large induced matrix in the whole range of masses $m_S > 0.01$ eV. Here interesting possibilities to notice are: cosmological scenarios with low reheating temperature, fast decay of S into a Majoron and a neutrino and the possibility of a soft mass m_S which varies with time, *a la* Mass Varying Neutrinos [73].

As a final remark, we would like to call the reader's attention to Ref. [77] where a related but different analysis of sterile neutrinos impact on the neutrino mass matrix was carried out.

Acknowledgments

We are grateful to A. Slosar for proving us with bounds on the energy density of sterile neutrinos in the whole range of masses. We thank U. Seljak for useful discussions and G. G. Raffelt for valuable correspondence. This work was partially supported by Fundação de Amparo à Pesquisa do Estado de São Paulo (FAPESP) and Conselho Nacional de Ciência e Tecnologia (CNPq). R.Z.F. acknowledges the Phenomenology Institute of the University of Wisconsin at Madison where the final part of this work was done.

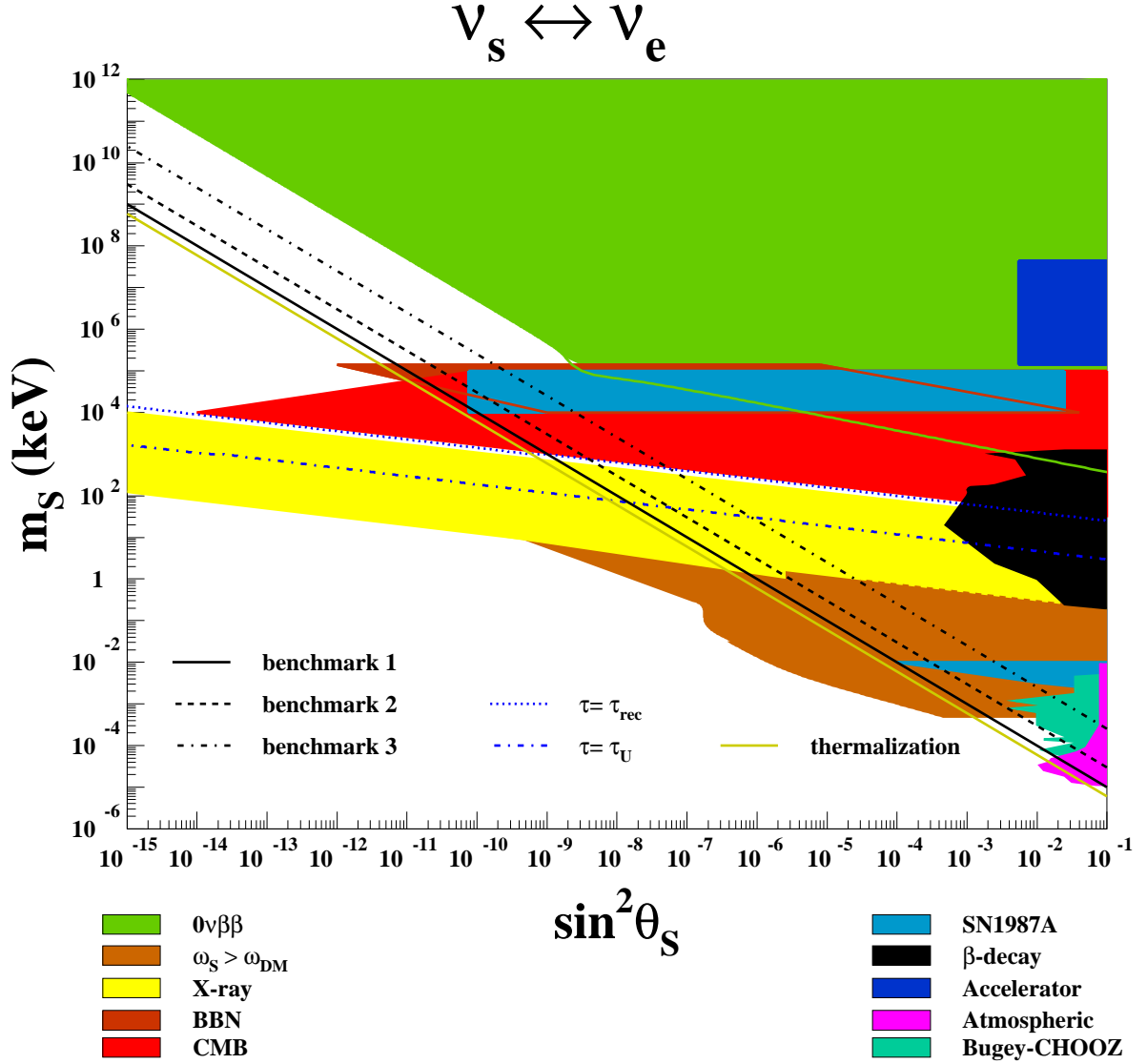


Figure 1: The benchmark lines Eqs. (33)-(35), versus the current astrophysical, cosmological and laboratory bounds on $\nu_s - \nu_e$ mixing as described in the text. The colored regions are excluded in each case. The “thermalization” line and the two decay lines $\tau_s = \tau_{\text{rec}}$ and $\tau_s = \tau_U$ are also shown.

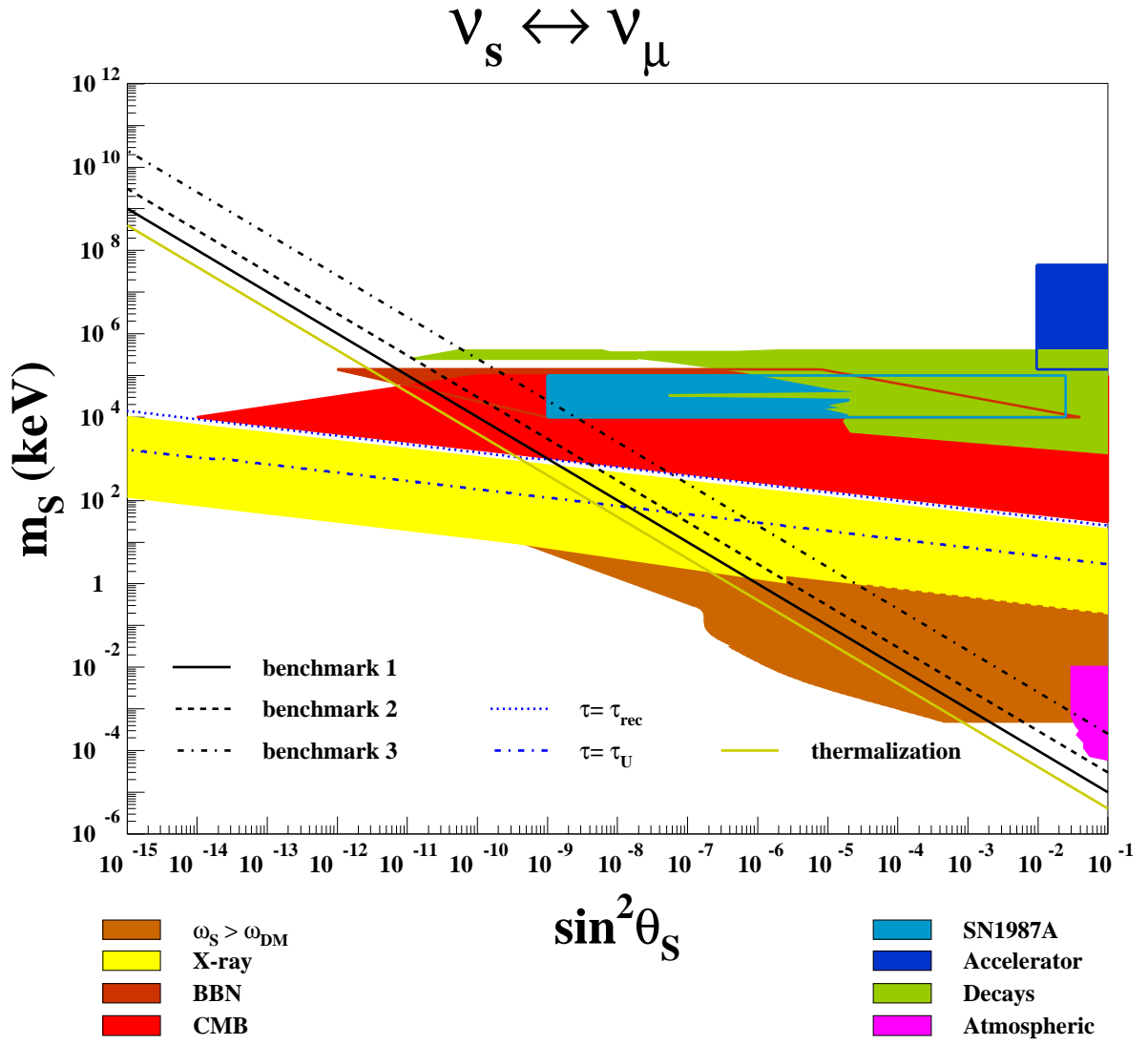


Figure 2: Same as Fig.1 but for $\nu_s - \nu_\mu$ mixing.

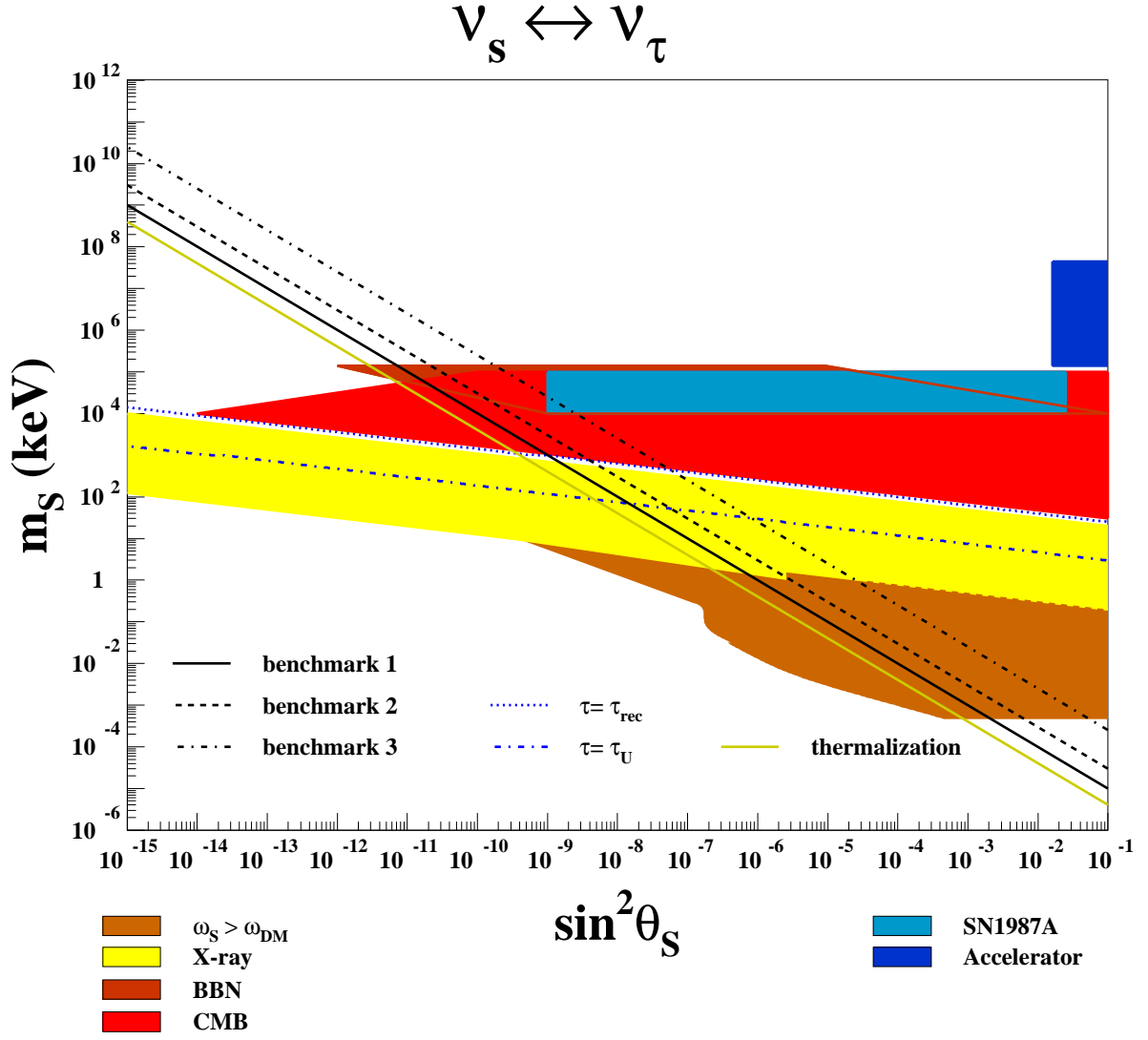


Figure 3: Same as Fig.1 but for $\nu_s - \nu_\tau$ mixing.

Case	Best Fit $\delta = \lambda_3 = 0$	Experimentally allowed at 1σ $\delta = \lambda_3 = 0$	Free CP phases
Normal	$\begin{pmatrix} 3.2 & 6.0 & 0.6 \\ & 24.8 & 21.4 \\ & & 30.7 \end{pmatrix}$	$\begin{pmatrix} 2.5 - 5.0 & 2.7 - 9.8 & 0. - 5.1 \\ & 19.9 - 30.3 & 18.1 - 22.9 \\ & & 24.5 - 34.0 \end{pmatrix}$	$\begin{pmatrix} 0.3 - 5.0 & 0. - 10.8 & 0. - 11.1 \\ & 12.7 - 30.9 & 18.5 - 29.4 \\ & & 16.7 - 34.5 \end{pmatrix}$
Inverted	$\begin{pmatrix} 48.0 & 2.8 & 3.7 \\ & 27.4 & 24.0 \\ & & 21.7 \end{pmatrix}$	$\begin{pmatrix} 43.2 - 51.0 & 0. - 8.6 & 0. - 9.2 \\ & 21.3 - 31.9 & 21.3 - 25.6 \\ & & 17.8 - 28.2 \end{pmatrix}$	$\begin{pmatrix} 11.4 - 51.0 & 0. - 39.0 & 0. - 36.7 \\ & 0. - 32.1 & 4.6 - 26.7 \\ & & 0. - 28.2 \end{pmatrix}$
Degenerate	$\begin{pmatrix} 200.0 & 0.5 & 0.4 \\ & 202.7 & 2.9 \\ & & 203.5 \end{pmatrix}$	$\begin{pmatrix} 200.1 - 200.3 & 0.06 - 1.0 & 0. - 1.0 \\ & 202.1 - 203.6 & 2.4 - 3.3 \\ & & 202.5 - 204.1 \end{pmatrix}$	$\begin{pmatrix} 60.0 - 200.3 & 0. - 176.6 & 0. - 170.3 \\ & 0.02 - 203.6 & 0.5 - 200.3 \\ & & 0.02 - 204.1 \end{pmatrix}$

Table 1: The reconstructed matrices for the normal and inverted mass hierarchies as well as the degenerate mass spectrum for $m_0 = 0.2$ eV. The moduli of elements are given in units of 1 meV. For each case we present: the matrix for the best fit values of the mixing parameters, the intervals of the matrix elements obtained varying the experimental values within 1σ for $\delta = \lambda_3 = 0$ and also for free CP-violating phases.

References

- [1] T. Yanagida, Prog. Theor. Phys. **64**, 1103 (1980)
- [2] P. C. de Holanda and A. Y. Smirnov, Phys. Rev. D **69**, 113002 (2004) [arXiv:hep-ph/0307266]; M. Sorel, J. M. Conrad and M. Shaevitz, Phys. Rev. D **70**, 073004 (2004) [arXiv:hep-ph/0305255]; M. C. Gonzalez-Garcia, M. Maltoni and C. Pena-Garay, Phys. Rev. D **64**, 093001 (2001) [arXiv:hep-ph/0105269]; W. Grimus and T. Schwetz, Eur. Phys. J. C **20**, 1 (2001); C. Giunti and M. Laveder, JHEP **0102**, 1 (2001); V. D. Barger *et al.*, Phys. Lett. B **489**, 345 (2000).
- [3] O. L. G. Peres and A. Y. Smirnov, Nucl. Phys. B **599**, 3 (2001) [arXiv:hep-ph/0011054]
- [4] M. Cirelli, *et al.*, Nucl. Phys. B **708**, 215, (2005).
- [5] R. N. Mohapatra and S. Nussinov, Phys. Rev. D **60**, 013002 (1999) [arXiv:hep-ph/9809415].
- [6] K. R. S. Balaji, A. Perez-Lorenzana and A. Y. Smirnov, Phys. Lett. B **509**, 111 (2001)
- [7] J. C. Gomez-Izquierdo and A. Perez-Lorenzana, arXiv:hep-ph/0601223.
- [8] G.L. Fogli, E. Lisi, A. Marrone, A. Palazzo, arXiv:hep-ph/0506083.
- [9] A. Y. Smirnov, arXiv:hep-ph/0402264; M. Raidal, Phys. Rev. Lett. **93**, 161801 (2004); H. Minakata and A. Y. Smirnov, Phys. Rev. D **70**, 073009 (2004).
- [10] S. Dodelson and L. M. Widrow, Phys. Rev. Lett. **72**, 17 (1994).
- [11] See A. D. Dolgov, Phys. Rept. **370**, 333 (2002) [arXiv:hep-ph/0202122], for a complete review of references.
- [12] K. Enqvist, K. Kainulainen and M. J. Thomson, Nucl. Phys. B **373**, 498 (1992).
- [13] X. Shi, D. N. Schramm and B. D. Fields, Phys. Rev. D. **48**, 2563 (1993).
- [14] S. Dodelson, A. Melchiorri and A. Slosar, arXiv:astro-ph/05111500.

- [15] A. Slosar private communication.
- [16] K. Abazajian, arXiv:astro-ph/0511630.
- [17] K. Abazajian, G. M. Fuller and M. Patel, Phys. Rev. D **64**, 023501 (2001).
- [18] U. Seljak, A. Makarov, P. McDonald and H. Trac, arXiv:astro-ph/0602430.
- [19] T. Asaka, A. Kusenko and M. Shaposhnikov, arXiv:hep-ph/0602150.
- [20] T. Asaka and M. Shaposhnikov, Phys. Lett. B **620**, 17 (2005).
- [21] T. Asaka, S. Blanchet and M. Shaposhnikov, Phys. Lett. B **631**, 151 (2005).
- [22] K. Abazajian, G. M. Fuller and W. H. Tucker, Astrophys. J. **562**, 593 (2001).
- [23] M. Mapelli and A. Ferrara, Mon. Not. Roy. Astron. Soc. **364**, 2 (2005) [arXiv:astro-ph/0508413].
- [24] A. Boyarsky, A. Neronov, O. Ruchayskiy, M. Shaposhnikov, arXiv:astro-ph/0512509.
- [25] A. D. Dolgov and S. H. Hansen, Astropart. Phys. **16**, 339 (2002) [arXiv:hep-ph/0009083].
- [26] P. de Bernardis *et al.* [Boomerang Collaboration], Nature **404**, 955 (2000) [arXiv:astro-ph/0004404]; A. Balbi *et al.*, Astrophys. J. **545**, L1 (2000) [Erratum-ibid. **558**, L145 (2001)] [arXiv:astro-ph/0005124].
- [27] D. N. Spergel *et al.* [WMAP Collaboration], Astrophys. J. Suppl. **148**, 175 (2003) [arXiv:astro-ph/0302209].
- [28] S. Hannestad and G. Raffelt, Phys. Rev. D **59**, 043001 (1999) [arXiv:astro-ph/9805223].
- [29] R. E. Lopez, S. Dodelson, A. Heckler and M. S. Turner, Phys. Rev. Lett. **82**, 3952 (1999) [arXiv:astro-ph/9803095].
- [30] A. D. Dolgov and F. L. Villante, Nucl. Phys. B **679**, (2004).

- [31] K. Hirata *et al.* [KAMIOKANDE-II Collaboration], Phys. Rev. Lett. **58**, 1490 (1987);
J. C. Van Der Velde *et al.* [IMB COLLABORATION Collaboration], Nucl. Instrum.
Meth. A **264** (1988) 28.
- [32] A. D. Dolgov, S. H. Hansen, G. Raffelt and D. V. Semikoz, Nucl. Phys. B **590**, 562
(2000) [arXiv:hep-ph/0008138].
- [33] K. Kainulainen, J. Maalampi and J. T. Peltoniemi, Nucl. Phys. B **358**, 435 (1991).
- [34] H. Nunokawa, O. L. G. Peres and R. Zukanovich Funchal, Phys. Lett. B **562**, 279 (2003)
- [35] P. Benes, A. Faessler, F. Simkovic and S. Kovalenko, Phys. Rev. D **71**, 077901 (2005)
[arXiv:hep-ph/0501295].
- [36] H. V. Klapdor-Kleingrothaus *et al.*, Eur. Phys. J. A **12**, 147 (2001); C. E. Aalseth *et al.*,
Phys. Rev. D **65**, 092007 (2002).
- [37] H. V. Klapdor-Kleingrothaus *et al.* [GENIUS Collaboration], arXiv:hep-ph/9910205;
C. Arnaboldi *et al.* [CUORE Collaboration], Astropart. Phys. **20** (2003); M. Danilov *et al.*
[EXO Collaboration], Phys. Lett. B **480**, 12 (2000); C. E. Aalseth *et al.* [Majorana
Collaboration], Phys. Atom. Nucl. **67**, 2002 (2004); H. Ejiri *et al.* [MOON Collabora-
tion], Phys. Rev. Lett. **85**, 2917 (2000); K. Zuber [COBRA Collaboration], Phys. Lett.
B **519**, 1 (2001); N. Ishihara, T. Ohama and Y. Yamada [DCBA Collaboration], Nucl.
Instrum. Meth. A **373**, 325 (1996); S. Yoshida *et al.* [CANDLES Collaboration], Nucl.
Phys. Proc. Suppl. **138**, 214 (2005); G. Bellini *et al.* [CAMEO Collaboration], Eur.
Phys. J. C **19**, 43 (2001); I. Abt *et al.* [GERDA Collaboration], arXiv:hep-ex/0404039.
- [38] K. Hagiwara *et al.*, Phys. Rev. D **66**, 010001 (2002).
- [39] A. Osipowicz *et al.* [KATRIN Collaboration], arXiv:hep-ex/0109033.
- [40] D. I. Britton *et al.*, Phys. Rev. D **49**, 28 (1994); D. A. Bryman and T. Numao, Phys.
Rev. D **53**, 558 (1996).
- [41] E. Church *et al.* [BooNe Collaboration], FERMILAB-PROPOSAL-0898

- [42] C. B. Smith [MINOS Collaboration], Int. J. Mod. Phys. A **20**, 3059 (2005).
- [43] T. Maruyama, Nucl. Instrum. Meth. A **503**, 118 (2003).
- [44] A. Kusenko, S. Pascoli and D. Semikoz, neutrinos based on the accelerator and JHEP **0511**, 028 (2005) [arXiv:hep-ph/0405198]. hep-ph 0405198;
- [45] G. T. Garvey *et al.*, Phys. Rev. D **72**, 092001 (2005)[arXiv:hep-ph/0501013].
- [46] Y. Fukuda *et al.* [Super-Kamiokande Collaboration], Phys. Rev. Lett. **81**, 1562 (1998) [arXiv:hep-ex/9807003].
- [47] M. Ambrosio *et al.* [MACRO Collaboration], Phys. Lett. B **566**, 35 (2003) [arXiv:hep-ex/0304037].
- [48] J. Ahrens *et al.* [The IceCube Collaboration], Nucl. Phys. Proc. Suppl. **118**, 388 (2003) [arXiv:astro-ph/0209556].
- [49] G. Gelmini, S. Palomares-Ruiz and S. Pascoli, Phys. Rev. Lett. **93**, 081302 (2004) [arXiv:astro-ph/0403323].
- [50] G. D'Ali Staiti [EUSO Collaboration], Nucl. Phys. Proc. Suppl. **136** (2004) 415.
- [51] Y. Takahashi [OWL Collaboration], *Prepared for Ultra High-Energy Cosmic Ray Workshop on Observing Giant Cosmic Ray Air Showers for $\geq 10^{20}$ eV Particles from Space, College Park, MD, 13-15 Nov 1997*
- [52] C. Barbot *et al.*, Phys. Lett. B, **563**, 132 (2003).
- [53] Y. Declais *et al.*, Nucl. Phys. B **434**, 503 (1995).
- [54] M. Apollonio *et al.* [CHOOZ Collaboration], Phys. Lett. B **466**, 415 (1999) [arXiv:hep-ex/9907037].
- [55] F. Boehm *et al.*, Phys. Rev. D **62**, 072002 (2000) [arXiv:hep-ex/0003022].
- [56] K. Anderson *et al.*, arXiv:hep-ex/0402041.

- [57] V. Kopeikin, L. Mikaelyan, V. Sinev, arXiv:hep-ph/0310246.
- [58] S. Bergmann and A. Kagan, Nucl. Phys. B **538**, 368 (1999).
- [59] A. Aguilar *et al.* [LSND Collaboration], Phys. Rev. D **64**, 112007 (2001) [arXiv:hep-ex/0104049].
- [60] B. Armbruster *et al.* [KARMEN Collaboration], Phys. Rev. D **65**, 112001 (2002) [arXiv:hep-ex/0203021].
- [61] F. Dydak *et al.*, Phys. Lett. B **134**, 281 (1984).
- [62] I. E. Stockdale *et al.*, Phys. Rev. Lett. **52**, 1384 (1984).
- [63] P. Astier *et al.* [NOMAD Collaboration], Nucl. Phys. B **611**, 3 (2001) [arXiv:hep-ex/0106102].
- [64] E. Eskut *et al.* [CHORUS Collaboration], Phys. Lett. B **497** (2001) 8.
- [65] F. del Aguila, J. A. Aguilar-Saavedra, A. Martinez de la Ossa and D. Meloni, Phys. Lett. B **613**, 170 (2005) [arXiv:hep-ph/0502189].
- [66] F. del Aguila and J. A. Aguilar-Saavedra, JHEP **0505**, 026 (2005) [arXiv:hep-ph/0503026].
- [67] A. Ali, A. V. Borisov and N.B. Zamorin, Eur. Phys. J. **C21**, 123,(2001).
- [68] Y. Itow *et al.*, arXiv:hep-ex/0106019.
- [69] D. S. Ayres *et al.* [NOvA Collaboration], arXiv:hep-ex/0503053.
- [70] E. K. Akhmedov, V. A. Rubakov and A. Y. Smirnov, Phys. Rev. Lett. **81**, 1359 (1998) [arXiv:hep-ph/9803255].
- [71] X. Shi and G. M. Fuller, Phys. Rev. Lett. **82**, 2832 (1999).
- [72] K. Abazajian, N. F. Bell, G. M. Fuller and Y. Y. Y. Wong, Phys. Rev. D **72**, 063004 (2005) [arXiv:astro-ph/0410175].

- [73] R. Fardon, A. E. Nelson and N. Weiner, JCAP **0410**, 005 (2004) [astro-ph/0309800].
- [74] Y. Chikashige, R.N. Mohapatra, and R.D. Peccei, Phys. Lett. B **98**, 265 (1981); J. Schechter and J. W. F. Valle, Phys. Rev. D **25**, 774 (1982); G. Gelmini and E. Roulet, Rep. Prog. Phys. **58**, 1207 (1995).
- [75] S. Hannestad and G. Raffelt, Phys. Rev. D **72**, 103514 (2005) [arXiv:hep-ph/0509278].
- [76] N. F. Bell, E. Pierpaoli, and K. Sigurdson, arXiv:astro-ph/0511410.
- [77] S. Goswami and W. Rodejohann, arXiv:hep-ph/0512234.