

# $e^+e^- \rightarrow e^+e^-\pi^0\pi^0$ at DAΦNE

F. Nguyen<sup>a</sup>, F. Piccinini<sup>b</sup> and A.D. Polosa<sup>c</sup>

<sup>a</sup>Dip. Fisica, Università di Roma 3, Roma, Italy

<sup>b</sup>INFN, Sezione di Pavia and

Dip. Fisica Nucleare e Teorica, via Bassi 6, Pavia, Italy

<sup>c</sup>INFN, Sezione di Roma, p. A. Moro 2, Roma, Italy

May 24, 2019

## Abstract

We propose to use the KLOE data collected during the DAΦNE run at  $\sqrt{s} = 1$  GeV to search the  $\sigma(500)$  meson in  $\gamma\gamma \rightarrow \pi^0\pi^0$  taking advantage of the reduction of Kaon backgrounds.

**Preprint No.** FNT/T/2006-02

**Keywords** Hadron Spectroscopy, Phenomenological Quark Models

**PACS** 12.39.-x

# 1 Introduction

One of the first attempts to describe nucleon-pion interactions within a spontaneously broken  $SU(2)_L \otimes SU(2)_R$  theory was the linear sigma model of Gell-Mann and Levy [1]. The idea is that of writing a Lagrangian of the  $\psi = (p \ n)$  fields introducing chirally invariant terms of the form  $\bar{\psi}_L \Sigma \psi_R$  with  $\Sigma$  transforming linearly under chiral transformations:  $\Sigma \rightarrow L \Sigma R^\dagger$ . Since the defining  $SU(2)$  representation is pseudoreal, one can write  $\Sigma$  in terms of only four real parameters. The linear sigma model parameterization is indeed  $\Sigma = \sigma \mathbf{1} + i \tau^a \pi^a$ , where  $\pi^a$  are the three isospin components of the pion and  $\sigma$  is a scalar field possibly associated to some particle in the spectrum. Upon spontaneous symmetry breaking the nucleon gets a mass  $m_N = F_\pi g_{\pi NN}$  in agreement with the Goldberger-Treiman relation with  $g_A$  fixed to be 1 (whereas the physical value is 1.26).  $F_\pi$  is the constant, with dimension of a mass, appearing in the potential of the model, the well known Mexican hat potential  $V = \lambda/4[(\sigma^2 + \pi^2) - F_\pi^2]^2$ . One can show that  $F_\pi$  so defined coincides with the pion decay constant.

The drawback is that the artificial  $\sigma$  field appears to be coupled to pions and nucleons suggesting the existence of a new particle to be looked for. The natural process where a  $\sigma$  contribution is expected to be important is the  $\pi\pi \rightarrow \pi\pi$  elastic channel. Unfortunately experimental studies have never provided over the years a clear signal for it and the assessment of  $\sigma$  has become more and more controversial. The indication coming from  $\pi\pi$  collision studies is that, if the  $\sigma$  can be considered as a resonance at all, it ought to be an extremely broad (short lived) state. Very recently [2] it has been shown that the  $\pi\pi$  scattering amplitude contains a pole with the quantum numbers of vacuum, the  $\sigma$ , with a mass of  $M_\sigma = 441_{-8}^{+16}$  MeV and a width  $\Gamma_\sigma = 544_{-18}^{+25}$  MeV. The  $\sigma$  has been looked for also in  $D$  decays by the E791 Collaboration at Fermilab [4]. From the  $D \rightarrow 3\pi$  Dalitz plot analysis, E791 finds that almost the 46% of the width is due to  $D \rightarrow \sigma\pi$  with a  $M_\sigma = 478 \pm 23 \pm 17$  MeV and  $\Gamma_\sigma = 324 \pm 40 \pm 21$  MeV. BES [5] has looked for  $\sigma$  in  $J/\psi \rightarrow \omega\pi^+\pi^-$  giving a mass value of  $M_\sigma = 541 \pm 39$  MeV and a width of  $\Gamma_\sigma = 252 \pm 42$  MeV. For a summary of experimental data see [3].

Trying to extend the linear sigma model from  $SU(2)_L \otimes SU(2)_R$  to  $SU(3)_L \otimes SU(3)_R$  in order to include the strange sector ( $\psi = (u \ d \ s)$ ), one encounters the problem that the fundamental representation of  $SU(3)$  is complex and a parameterization for the  $\Sigma$  field having the same form of the one

given above requires 18 real parameters. One possibility is to construct a generalized sigma model with 9 scalar and 9 pseudoscalar fields [6]. Diverse solutions of this kind have been investigated in the literature but none of them has proved to be effective in explaining data.

The most successful approach to build a theory of pions at low energies is that of Callan-Coleman-Wess-Zumino (CCWZ) to define  $\Sigma = \exp(2iT^a\pi^a/F_\pi)$  in terms of the 8 Goldstones arising from  $SU(3)_L \otimes SU(3)_R \rightarrow SU(3)^{\text{diag}}$ . With this definition of  $\Sigma$ , pions do not transform linearly under  $\Sigma \rightarrow L\Sigma R^\dagger$ . The non-linear realization (one of the infinite realizations, all equivalent at the level of physical results –the CCWZ theorem) of chiral symmetry has proven to be extremely successful in the building of Chiral Perturbation Theory (ChPT) [7], the standard effective approach to describe pion interactions at low energies.

The non-linear sigma model excludes the  $\sigma$  field by construction, therefore the role of a  $\sigma$  particle in  $\pi\pi$  interactions, as well as in heavy-light meson decays, calls for understanding. Above all, is this a real particle associated to some field in an effective Lagrangian (an exotic states Lagrangian for example) or is it just a pion rescattering effect?

The problem of assessing the existence and nature of this state is not confined to low energy phenomenology. Just to mention a possible relevant physical scenario in which  $\sigma$  could play a role, consider the contamination of  $B \rightarrow \sigma\pi$  in  $B \rightarrow \rho\pi$  decays (possible because of the large  $\sigma$  width). This could sensibly affect the isospin analysis for the CKM- $\alpha$  angle extraction [8]. Similarly recent studies of the  $\gamma$  angle through a Dalitz analysis of neutral  $D$  decays need the presence of a  $\sigma$  resonance in the fit [9].

In this paper we want to highlight the possibility that  $\sigma$  could be found in  $e^+e^-$  collisions at DAΦNE now running at a center of mass energy of 1 GeV, a region where the  $\phi$  backgrounds are considerably diminished. In particular we examine the  $e^+e^- \rightarrow e^+e^-\pi^0\pi^0$ ,  $\gamma$ -fusion channel. This could represent the cleanest technique available for an independent measure of the  $\sigma$ .

## 2 The $\gamma\gamma \rightarrow \pi^0\pi^0$ channel.

Our aim is to suggest to extract a  $\sigma$  signal in  $e^+e^- \rightarrow e^+e^-\pi^0\pi^0$  where also ChPT predictions are very solid: the  $\gamma\gamma \rightarrow \pi^0\pi^0$  channel has been

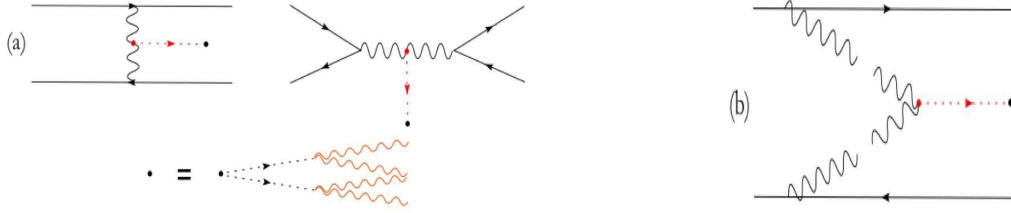
determined to two loop accuracy in the region of photon-photon c.o.m. energy from about  $2m_\pi$  up to 700 MeV [10, 11].

To perform our calculation of this process we will assume that the  $\sigma$  is not a standard meson, but a crypto-exotic state [12]. In particular we assume that  $\sigma$  is  $[qq][\bar{q}\bar{q}]$  where the parentheses indicate a diquark bound in the  $\bar{\mathbf{3}}_c$  attractive color channel [13]. Assuming a common spatial configuration and spin 0 for the diquark we have a  $\mathbf{3}_f$  configuration for the diquark and  $\bar{\mathbf{3}}_f$  for the antidiquark because of Fermi statistics. We can therefore expect to have a full nonet of states  $\mathbf{3}_f \otimes \bar{\mathbf{3}}_f = \mathbf{1}_f \oplus \mathbf{8}_f$  whose exotic content is ‘crypted’ (we would equally have such a nonet with a standard  $q\bar{q}$  assignment). Such hypothesis about the  $\sigma$  structure is particularly appealing for two reasons. **1.** It allows to obtain a mass spectrum for the scalar mesons ( $\sigma, f_0(980), a_0(980), \kappa(900)$ ) which shows an inverted pattern with respect to the  $q\bar{q}$  one. The experimental spectrum for these states, provided the  $\kappa$  is confirmed, resembles the inverted pattern. **2.** Considering the  $\sigma$  to be a meson with a different body plan, qualitatively different from pions, allows to formulate an independent effective theory for scalar meson dynamics [12] escaping the problem of the emergence of  $\sigma$  in ChPT.

Our calculation will be performed using the full matrix element derived by the Feynman amplitudes in Fig. 1(a). To further test our results, we also adopt the double equivalent photon approximation, see Fig. 1(b), largely used in the past for studying this kind of processes [14, 15].

The double equivalent photon approximation is strictly valid when the photons emitted by the electrons (see Fig. 1(b)) are collinear. On the other hand the results of our, straightforward, calculation are formally valid also for final state electrons selected with a certain  $p_\perp$ . In such a way one should be able, at least in principle, to perform the experimental analysis also in absence of forward electron detectors (electron tagging).

The model dependent part of the calculation is in the  $\gamma\gamma\sigma$  vertex. In Fig. 2 we show how we do parameterize such interaction. Because of gauge invariance, the vertex has the form  $a/M_\sigma^2\phi F^{\mu\nu}F_{\mu\nu}$ ,  $\phi$  representing the  $\sigma$  field. In a previous paper [12] the method for the computation of the coupling of a cryptoexotic  $\sigma$  to  $\rho$  mesons is traced. The coupling  $a$  used here needs not to be equivalent to the  $\mathcal{A} = 2.6$  GeV coupling fitted in [12].  $\mathcal{A}$  defines the decay vertex  $\sigma \rightarrow \pi\pi$ . Since we cannot fit  $a$  from data we treat it as a free parameter. This doesn’t affect our analysis since we will only discuss normalized distributions. In other words the 4-quark hypothesis does not alter quantitatively the nature of our conclusions though it is



**Figure 1:** (a) The Feynman diagrams for  $e^+e^- \rightarrow e^+e^-\pi^0\pi^0$ . In the  $t$ -channel one photon is exchanged between electron and positron and a  $\sigma$  is coupled to it. The black dot indicates the decay of  $\sigma \rightarrow \pi^0\pi^0$  where the two pions are allowed to decay  $\pi^0 \rightarrow \gamma\gamma$ . The  $\gamma$ 's are eventually measured in the detector. The final-particle phase space in our calculation is the 4-body  $e^+e^-\pi^0\pi^0$ . In the  $s$ -channel a virtual photon emits a  $\sigma$  and another virtual photon, eventually decaying into  $e^+e^-$ . (b) The  $\sigma(\gamma\gamma \rightarrow \pi^0\pi^0)$  cross section is factorized with the distribution functions of the photon in the electron. Such approximation is strictly valid for collinear photons, being less and less applicable once one allows for a  $p_\perp \neq 0$  of the electron.

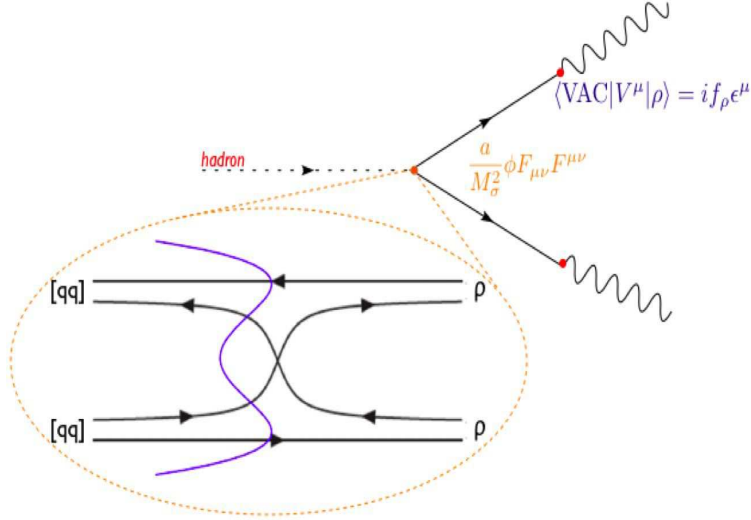
intimately connected to the qualitative picture of the microscopic dynamics of the  $\sigma \rightarrow \rho\rho$  decay. The  $\rho$  mesons are coupled to photons using a VMD Ansatz, see Fig. 2.

The  $\sigma$  propagation is described by a simple Breit-Wigner function with mass and width taken from E791 data. The cross section can be plotted as a function of several variables. We choose to show the distributions in the missing mass  $m^*$ , i.e., the invariant mass of the final state  $e^+e^-$  pair and in terms of the invariant mass of the incoming  $\gamma\gamma$ ,  $W_{\gamma\gamma}$ .

### 3 Results

The reason for plotting the cross section distribution as a function of the missing mass  $m^*$  of the final  $e^+e^-$  pair, Fig. 3 is that using this variable we can get rid of the most relevant background we have, namely  $e^+e^- \rightarrow \omega\pi^0 \rightarrow \pi^0\pi^0\gamma$ . This is peaked around zero in the  $m^*$  variable and the distribution smearing could still allow the signal from background extraction.

$\gamma\gamma \rightarrow \pi^0\pi^0$  has been computed in ChPT to two-loop level accuracy [10]. We can as well plot the normalized distribution  $1/\sigma * d\sigma/dW_{\gamma\gamma}$ ,  $W_{\gamma\gamma}$  being the photon-photon center of mass energy, see Fig. 4. The two-loop ChPT cross section  $\sigma(\gamma\gamma \rightarrow \pi^0\pi^0)$  is convoluted with photon distribution func-

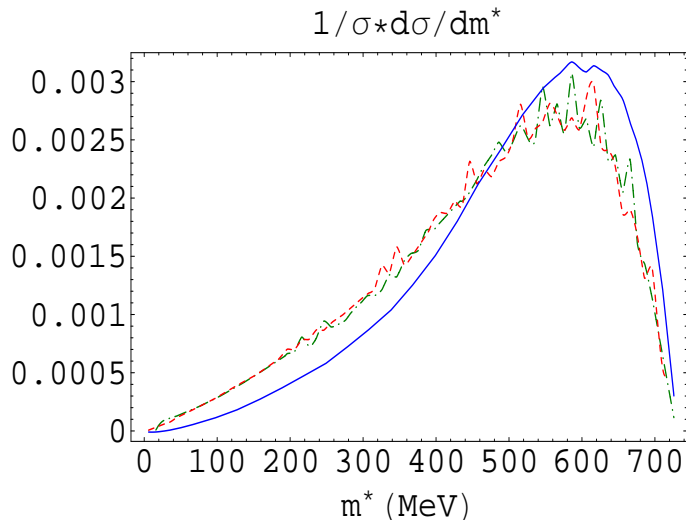


**Figure 2:** The vertex  $\sigma\gamma\gamma$  is obtained assuming Vector-Meson-Dominance (VMD): the  $\sigma$  decays to  $\rho\rho$  and each  $\rho$  converts to  $\gamma$  according to its  $f_\rho$  decay constant. Our microscopic picture of the decay process of a  $\sigma$  to  $\rho\rho$  is a kind of tunneling of a quark which escapes its diquark shell to meet an antiquark from the antidiquark forming a standard color singlet  $q\bar{q}$  meson. The higher the barrier to be crossed the stronger is the diquark energy binding. The interaction strength  $a$  is expressed as the coupling of a gauge-invariant term  $a/M_\sigma^2\phi F_{\mu\nu}F^{\mu\nu}$ ,  $\phi$  being the field associated to the  $\sigma$  [12].

tions as prescribed by the double equivalent photon approximation.

It is not surprising that the effect of a Breit-Wigner resonance makes this distribution different from what expected in ChPT where the  $\sigma$  can only be simulated by an effect of strong interaction in the  $\pi\pi$  channel. Assuming that  $\sigma$  is a propagating particle, with either 4-quark or 2-quark structure, qualitatively changes the  $d\sigma/dW_{\gamma\gamma}$  with respect to ChPT predictions. Anyway the  $W_{\gamma\gamma}$  region where our calculation differs more sensibly from ChPT could be affected by backgrounds, such as  $\phi \rightarrow \pi^0\pi^0\gamma$ . This aspect will require a crossed analysis of different distributions, e.g. the one proposed in Fig. 3.

In Fig. 5 we compare our results to the only existing data set for the  $\sigma(\gamma\gamma \rightarrow \pi^0\pi^0)$ , namely the 1993 Crystal Ball data points. The solid line represent the two-loop ChPT result. The dashed line is  $\sigma(\gamma\gamma \rightarrow \sigma \rightarrow \pi^0\pi^0)_{\text{B.W.}}$ , where the  $a$  parameter has been fitted to the cross section value of the lowest  $W_{\gamma\gamma}$  experimental point. The dotted line is the same as the dashed



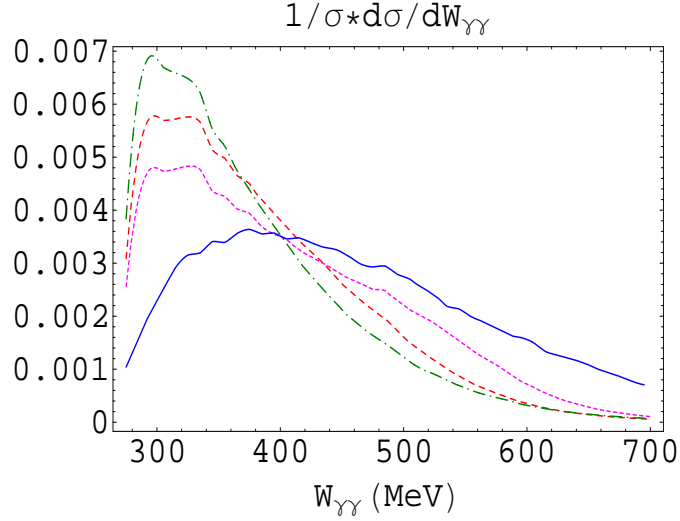
**Figure 3:** The solid line represents the so called double equivalent photon approximation; see Fig. 1(b) [15]. Dashed and dot-dashed represent the  $t$  and  $s + t$  channel respectively in the Feynman diagram computation of Fig. 1(a). By  $m^*$  we denote the invariant mass of the  $e^+e^-$  final state pair (missing mass). With a moderate statistics simulation, the four-body phase space of the matrix element calculation converges with more difficulty with respect to the two body phase space of the double equivalent photon approximation.

reweighting the amplitude by an Adler zero factor [16]  $(s - s_A)$  where  $s_A = 0.5m_\pi^2$ . The resonant contribution should be properly combined with the chiral loop amplitudes to show a more realistic result: the two contributions do not exclude each other. We believe anyway that Fig. 5 enforces the case to require more precise data in this channel.

## 4 Backgrounds

Here we proceed to a list of the relevant backgrounds which have to be taken under control in the data analysis. In fact, even if KLOE is collecting data at  $\sqrt{s} = 1$  GeV, some of the  $\phi$  decays with at least 4 photons in the final state have a rate comparable to the signal one (we require at least  $4\gamma$ 's in the final state).

- $\phi \rightarrow \eta\gamma \rightarrow 3\pi^0\gamma$ . At a center of mass energy of 1 GeV the  $\phi$  is strongly



**Figure 4:**  $W_{\gamma\gamma}$  is the photon-photon center of mass energy. The solid line is the  $e^+e^- \rightarrow e^+e^-\pi^0\pi^0$  cross section distribution calculated convoluting the two-loop  $\sigma(\gamma\gamma \rightarrow \pi^0\pi^0)$  cross section with the photon distribution functions according to the double equivalent photon approximation. Dashed, dot-dashed and dotted lines represent the same quantity where the two pions come from the decay of a  $\sigma$  produced in photon-photon fusion. In particular the dashed curve is computed for the  $\sigma$  parameters found by E791, the dot-dashed corresponds to a  $M_\sigma = 441$  MeV and  $\Gamma_\sigma = 544$  MeV [2] while the dotted curve is computed with BES parameters [5].

reduced. The cross section for  $e^+e^- \rightarrow \phi \rightarrow \eta\gamma$  drops by about a factor of 30 [17] from 20 nb at  $\sqrt{s} = M_\phi$  down to 0.67 nb at  $\sqrt{s} \simeq 1$  GeV; since the branching ratio  $BR(\eta \rightarrow 3\pi^0) \simeq 32.5\%$ , we have  $\sigma(e^+e^- \rightarrow \phi \rightarrow \eta\gamma \rightarrow 3\pi^0\gamma) \sim 0.2$  nb, at  $\sqrt{s} \simeq 1$  GeV.

- $\phi \rightarrow K_S K_L$ . The cross section in this case drops from 1350 nb to 11 nb according to the indications of CMD-2 [18]. This background is particularly dangerous when  $K_S$  decays into  $2\pi^0$ 's ( $BR(K_S \rightarrow 2\pi^0) \simeq 31\%$ ) and  $K_L$  escapes detection. Considering that in KLOE, about 74% of  $K_L$ 's decay inside the detector, we get a further reduction of the  $\sigma(e^+e^- \rightarrow \phi \rightarrow K_S K_L \rightarrow \pi^0\pi^0 K_L)$  (with  $K_L$  undetected) which amounts to about 1 nb.
- $\phi \rightarrow \pi^0\pi^0\gamma$ . Starting from the KLOE result [19]  $BR(\phi \rightarrow f_0(980)\gamma) \simeq 10^{-4}$  at  $\sqrt{s} = M_\phi$ , and considering that  $\sigma(e^+e^- \rightarrow \phi)$  gets reduced



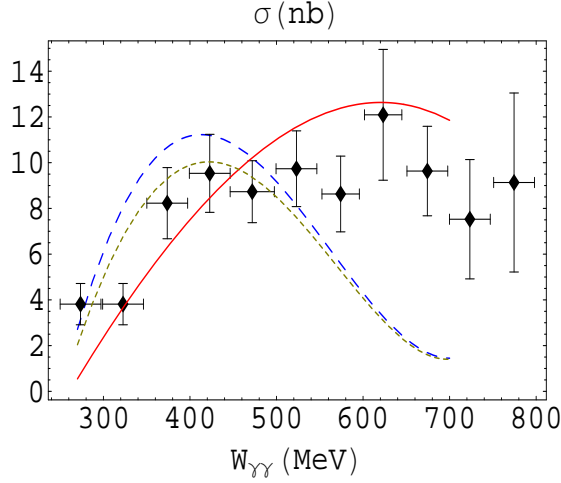


Figure 5: Data points are cross section values for  $\gamma\gamma \rightarrow \pi^0\pi^0$  obtained by Crystal Ball (1993). The solid curve represent the two-loop ChPT result . The dashed line is  $\sigma(\gamma\gamma \rightarrow \pi^0\pi^0)_{\text{B.W.}}$ . The dotted line is the same as the dashed reweighting the amplitude by an Adler zero factor [16]  $(s - s_A)$  where  $s_A = 0.5m_\pi^2$ . Data uncertainties certainly call for a more precise measurement of this channel.

by a factor 30 at  $\sqrt{s} = 1$  GeV, we estimate a cross section of about  $\sim 10$  pb for this channel.

- $\phi \rightarrow \pi^0\eta\gamma$ . Given the KLOE result [20]  $BR(\phi \rightarrow a_0(980)\gamma) \simeq 7 \times 10^{-5}$  at  $\sqrt{s} = M_\phi$ , and taking into account  $BR(\eta \rightarrow \gamma\gamma) \simeq 39.4\%$  and the reduction by a factor of 30, we estimate a cross section of about  $\sim 4$  pb for this channel.
- $e^+e^- \rightarrow \eta e^+e^- \rightarrow \pi^0\pi^0\pi^0 e^+e^-$ . We estimate a cross section for this process amounting to  $\sigma \simeq 13$  pb. Such a background should be removable imposing that the 4 reconstructed photons belong to 2 pions going back-to-back in the transverse plane.

#### 4.1 The $e^+e^- \rightarrow \omega\pi^0$ channel

Contrary to  $\phi$  decays, the cross section for this process tends to increase from  $\sigma = (0.51 \pm 0.07)$  nb at  $\sqrt{s} = 1.02$  GeV to  $\sigma = (0.56 \pm 0.14)$  nb at  $\sqrt{s} = 1.005$  GeV, as measured by the SND [21] experiment.

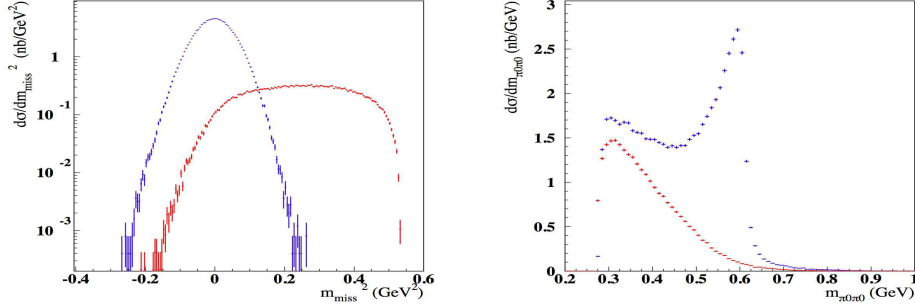


Figure 6: In the left panel we compare the background  $e^+e^- \rightarrow \omega\pi^0$  distribution (the one centered around zero) to the signal (the broader distribution) as functions of the missing mass  $m_{\text{miss}} \equiv m^*$ . In the background we have five photons in the final state. We pick up four of them reconstructing  $\pi^0\pi^0 \rightarrow 4\gamma$  and perform the smearing, as explained in the text. Even after smearing the signal and the  $\omega\pi^0$  background appear to have different shapes in  $m^*$ . In the right panel we perform the same comparison using another variable, namely, the invariant mass of the  $\pi^0\pi^0$  system. The peak is in correspondence of two back-to-back  $\pi^0$ 's; the shape at  $\sim 280$  MeV is the  $2m_\pi$  invariant mass.

For this reason, and since in absence of a tagging device this process has the same experimental signature as the signal, namely  $2\pi^0$ 's plus missing energy, we performed a dedicated study of this channel. We consider  $e^+e^- \rightarrow \omega\pi^0 \rightarrow \pi^0\pi^0\gamma$  to proceed via VMD  $e^+e^- \rightarrow \gamma^* \rightarrow \rho \rightarrow \omega\pi^0$ . This channel has a missing mass peaked at zero. However, the energy resolution of the photons coming from the  $2\pi^0$ 's modifies this simple pattern.

Every photon energy distribution is convoluted with a Gaussian function, where the standard deviation is the energy resolution function of the KLOE Electromagnetic Calorimeter [22]:

$$\frac{\sigma_E}{E} = \frac{5.7\%}{\sqrt{E [\text{GeV}]}}.$$

The same procedure is applied to the 4 photons generated by the signal  $e^+e^- \rightarrow \pi^0\pi^0 e^+e^-$ .

Upon such a smearing procedure, no significant change is introduced in the signal distribution, while the  $\delta$ -function in the missing mass gets broadened but still does not superimpose to the signal region, see Fig. 3

and Fig. 6 where the cross section value  $\sigma(e^+e^- \rightarrow \omega\pi^0 \rightarrow \pi^0\pi^0\gamma) = 0.6$  nb is used.

It is also clear that the experimental analysis is going to deal not only with the photon energy resolution, but also with the photon efficiency as a function of the energy and of the polar angle given the correct pairing of the final photons to the parent  $\pi^0$ 's. A full simulation of the detector would be in order for a detailed discussion of these issues. Nevertheless, it is reasonable to guess that the same sources of inefficiency are shared by the signal and the background processes.

## 5 Conclusions

We believe that KLOE in the low energy DAΦNE run has a concrete opportunity to find (or disprove) the  $\sigma$  in a clean experimental channel,  $\gamma\gamma \rightarrow \pi^0\pi^0$ . The scope of our feasibility study is to underscore this possibility and to suggest some data analysis strategies. The crucial interest should be that of investigating the nature of the  $\sigma$ : is it a particle or an effect of chiral dynamics? The comparison with ChPT predictions for  $\gamma\gamma \rightarrow \pi^0\pi^0$  illustrates that if a broad resonance is indeed produced in  $\gamma\gamma$  it could be detectable in the low energy  $\gamma\gamma$  region, see Fig. 4, from the distribution slopes. As soon as smearing is introduced the two curves (resonance-type versus ChPT) will tend to superimpose. This certainly calls for a more selective analysis of data making use of forward detectors to tag electrons. Such devices at the moment are not part of the experimental set-up.

## Acknowledgements

We wish to thank F. Ambrosino, D. Babusci, C. Bloise, F. Ceradini, G. D'Ambrosio, S. Giovannella, M. Sainio and G. Pancheri for useful discussions. In particular we wish to thank L. Maiani for his comments on the manuscript.

## References

- [1] M. Gell-Mann, Lévy, Nuov. Cim. **16**, 705 (1960)

- [2] I. Caprini, G. Colangelo and H. Leutwyler, [arXiv:hep-ph/0512364]
- [3] S. Eidelman *et al.* PDG, Phys. Lett. **B592**,1 (2004).
- [4] E.M. Aitala *et al.* (E791), Phys. Rev. Lett. **86**,770 (2001).
- [5] M. Ablikim *et al.* (BES), Phys. Lett. **B598**, 149 (2004).
- [6] A.H. Fariborz, R. Jora and J. Schechter, Int. J. Mod. Phys. **A20**, 6178 (2005).
- [7] G. Ecker, *Chiral Perturbation Theory*, [arXiv:hep-ph/9501357]
- [8] A. Deandrea and A.D. Polosa, Phys. Rev. Lett. **86**, 216 (2001); S. Gardner and U. Meissner, Phys. Rev. **D65**, 094004 (2002); I. Bigi [arXiv:hep-ph/0601167].
- [9] B. Aubert *et al.*, [BaBar Collab.], Phys. Rev. Lett. **95**, 121802 (2005).
- [10] J. Gasser, M.A. Ivanov and M. Sainio, Nucl. Phys. **B728**, 31 (2005); see also S. Bellucci, J. Gasser and M. Sainio Nucl. Phys. **B423**, 80 (1994); erratum-ibid. **B431**, 413-414 (1994).
- [11] M. Sainio, private communications.
- [12] L. Maiani, F. Piccinini, A.D. Polosa, V. Riquer, Phys. Rev. Lett. **93**, 212002 (2004)
- [13] R.L. Jaffe and F. Wilczek, Phys. Rev. Lett. **91** (2003) 232003.
- [14] S. Brodsky, T. Kinoshita and H. Terazawa, Phys. Rev. **D4**, 1532 (1971).
- [15] G. Alexander *et al.*, Nuovo Cimento **107**, 837 (1994).
- [16] S. Weinberg, Phys. Rev. Lett. **17**, 616 (1966); See also the recent review by D. Bugg, [arXiv:hep-ex/0510021] and G. Pancheri and Y.N. Srivastava, Lett. Nuovo Cim. **13**, 221 (1975).
- [17] R. R. Akhmetshin *et al.* [CMD-2 Collaboration], Phys. Lett. B **605**, 26 (2005).
- [18] R. R. Akhmetshin *et al.* [CMD-2 Collaboration], Phys. Lett. B **466**, 385 (1999) [Erratum-ibid. B **508**, 217 (2001)].

- [19] A. Aloisio *et al.* [KLOE Collaboration], Phys. Lett. B **537**, 21 (2002).
- [20] A. Aloisio *et al.* [KLOE Collaboration], Phys. Lett. B **536**, 209 (2002).
- [21] M. N. Achasov *et al.*, Nucl. Phys. B **569**, 158 (2000).
- [22] M. Adinolfi *et al.*, Nucl. Instrum. Meth. A **482**, 364 (2002).