

Targed Normal spin asymmetry and charge asymmetry for ep elastic scattering and the crossed processes

E. A. Kuraev, V. V. Bytev, Yu. M. Bystritskiy

JINR-BLTP, 141980 Dubna, Moscow region, Russian Federation

E. Tomasi-Gustafsson

DAPNIA/SPhN, CEA/Saclay, 91191 Gif-sur-Yvette Cedex, France

(Dated: May 24, 2019)

Abstract

Both kinds of asymmetry arises from interference of Born amplitude and the amplitude with two virtual photons exchange ones (box-type one). In frames of structureless proton approximation we calculate the one-spin asymmetry for elastic electron-polarized proton scattering. The similar consideration is given for the crossed process of proton antiproton (electron positron) pair creation at electron - positron (proton antiproton) annihilation with polarized proton.

For the case of unpolarized particles we obtain the charge-odd correlation which can be measured in combination of electron proton and positron-proton scattering experiments. The similar quantity forward-backward asimmetry can be measured for the crossed processes.

Using the reasons of analiticity we show that the effect of proton form factors almost compensate the contribution of inelastic intermediate states, which support out structure less proton assumption. Errors caused by these assumptions are discussed.

PACS numbers:

I. INTRODUCTION

The two photon exchanged (TPE) amplitude of electron(positron)-hadron elastic scattering $eh \rightarrow eh$ as well as the crossed processes $e\bar{e} \rightarrow h\bar{h}; h\bar{h} \rightarrow e\bar{e}$ are the simplest quantum processes. Really [1] it is known that the expansion on the number of closed loops of Feynman diagrams, discrediting the corresponding contribution to the amplitude is equivalent to the expansion on Plank constant \hbar . The interference of Born amplitude with the TPE one cause the simplest quantum effects such as charge asymmetry and single spin asymmetry. These effects can not be interpreted in terms of classical probabilities-the squares of modul of amplitudes. It is the reason to study them as a sources of information on quantum structure of hadrons. Contrary to the case of ordinary box type Feynman diagram written in frames QED for two different leptons scattering, the electron-hadron scattering amplitude in the second order of QED coupling, contains the virtual photon Compton scattering tensor on hadron. This quantity is the subject of both experimental and theoretical attentions [6]. This tensor can be presented as a sum of two terms. (We consider only strong interaction contributions to Compton amplitude.) One of them (elastic) is the generalization of Born term-with strong-interaction form factors attached to the vertices of interaction of virtual photons with hadron. We suppose the hadron before and after interaction with photon to be the same. Another term (inelastic) corresponds to inelastic channels such as pion and nucleon and similar hadronic states between the points of virtual photon interactions. We will now demonstrate that these strong-interaction contributions considerably compensate each other in such a way that the TPE amplitude can be considered for the case of structureless hadron i.e. on the QED level with strong interactions switched out. To see this fact we note that box type amplitude can be put in form

$$A \sim \int \frac{d^2 k_{\perp} ds_2}{q_1^2 q_2^2} L_{\mu\nu} \Delta_{s_2} H^{\mu\nu}, \quad (1)$$

with L, H -Compton tensors of lepton and hadron, $q_{1,2}$ -the 4-momenta of virtual photons, $s_2 = (q_1 + p)^2$ is the invariant mass squared of the hadron intermediate state and Δ_s notes the s -channel discontinuity of hadron Compton amplitude [?]. Compton amplitude have in the physical sheet the pole, corresponding to the single hadron state in the intermediate state and two cuts: the right one, corresponding to the inelastic states in s -channel and the left one, starting at $s_2 < -9M^2$, with M -hadron mass. Using the dispersion representation

of Compton amplitude it was shown (see [?]) that the relation holds

$$A_{left} + A_{Born} = A_{elastic} + A_{inelastic}, \quad (2)$$

with A_{Born} -is Born amplitude with strong interactions switched out. Omitting the left cut contribution A_{left} , (our estimate for it can be included in 10% error bar [2]), we see that the effects of taking into account the form factors of hadrons as well as contributions from the inelastic channels compensate each other. In this approach we can not take the resonances intermediate states such as $\Delta(1232)$ into account as well as they corresponds to the singularities (poles) situated on second sheet of s_2 plane.

Up to now we do not have a similar proof of such a cancellation for annihilation channel, but it looks as well natural (considering the dispersion representation in crossed channel).

Keeping in mind these arguments we can omit the formfactor as well as the intermediate states with more then one hadron and use the results of QED calculations for Box amplitude. As for Born amplitude, it must be considered in usual form containing the strong form factors.

Our paper is organized as follows.

In sections II-VII we consider the charge asymmetry, resulting as a difference of cross sections of electron proton and positron proton quasielastic scattering. As well the forward-backward asymmetry of proton antiproton creation at electron-positron annihilation and the conjugated process-annihilation of proton-antiproton pair to the electron-positron one are considered.

In section VI we discuss the consequences of crossing relations of these processes being expressed in terms of new structure functions.

Section VIII is devoted to the calculatin of proton spin asymmetry arising from interference of Born and TPE amplitudes for the scattering and annihilation type processes.

The results of numerical analysis and some comments are given in conclusion.

II. CHARGE ODD BACKWARD-FORWARD ASYMMETRIES

The two photon exchange amplitude in elastic electron-proton scattering was widely discussed in the literature in the past [7]. The interest in its possible contribution to electron hadron scattering was recently renewed in connection with precise data obtained at Jefferson

Laboratory (JLab), as a possible explanation to the discrepancy observed among different experiments. For example, the presence of two photon exchange would essentially modify the straightforward relation existing among the differential cross section in elastic electron hadron scattering and the electromagnetic hadron form factors [8]. It would induce an angular dependence, which could be detected as a deviation from the linearity in the Rosenbluth plot. This was investigated in [9], where the results of two experiments on electron deuteron (*ed*) elastic scattering [10, 11] were reanalyzed, in order to find an explanation of the discrepancy in the unpolarized elastic cross section, at the same momentum transfer squared, Q^2 , but at different angles and initial energies.

Recently, measurements of the electromagnetic proton form factors using the polarization transfer method [12] where the polarization of the scattered proton in the elastic electron proton (*ep*) scattering with longitudinally polarized electrons became possible, and gave surprising results [13]. These works showed that the electric and charge distributions in the proton are different, and do not follow a dipole behavior as a function of Q^2 , as indicated by the unpolarized cross section measurements [14]. Both types of experiments (with polarized and unpolarized particles) should bring the same basic information on the proton structure. Moreover, in case of unpolarized particles some information about Compton scattering on proton can be extracted. Usually the contribution of two-photon exchanges amplitude is expressed as an additional form factor of nucleon, in such a way that the matrix element of elastic $ep \rightarrow ep$ scattering

$$e(p_1) + P(p) \rightarrow e(p'_1) + P(p') \quad (3)$$

can be written in the form [15]:

$$M^{(2)} = \frac{i\alpha^2}{t} \bar{u}(p'_1) \gamma_\mu u(p_1) \times \bar{u}(p') \left[F_1(s, t) \gamma_\mu - \frac{F_2(s, t)}{2M} \gamma_\mu \hat{q} + \frac{1}{t} F_3(s, t) (\hat{p}_1 + \hat{p}_1')(p + p')_\mu \right] u(p),$$

with $q = p_1 - p'_1$, $t = q^2$, $s = 2p_1 p$.

The quantities $F_{1,2,3}$ are functions of two Mandelstam variables s, t and can be considered as generalization of the Dirac and Pauli form factors of the nucleon, which are functions of Q^2 only. The matrix structure F_3 appears only in multi photon exchange amplitudes. We do not consider here the electron spin-flip amplitudes associated with $\gamma_\mu \gamma_5$ [15], which are absent in electron mass zero limit, considered below. The two-photon exchange mechanism can give an information on strong interaction properties of proton, such as polarizability.

Virtual Compton scattering on proton is described by six chiral amplitudes, which can be reduced to three by assuming helicity conservation.

The motivation of this paper is to obtain all possible information following from an exact QED approach. and apply it for electron-hadron processes. The results obtained below can be used as a comparison, when extracting the effects of strong interactions in the relevant experimental data, obtained in ep -elastic scattering at high luminosity facilities [22]. Similarly, the results on the annihilation channel can be used as a reference for similar experiments at $c - \tau$ factories. The present results hold for energies in the GeV range, small when compared to Z , W boson masses.

At first, we consider the process of creation $\mu^+ \mu^-$ pairs in electron-positron annihilation.

$$e^+(p_+) + e^-(p_-) \rightarrow \mu^+(q_+) + \mu^-(q_-). \quad (4)$$

The cross-section in the Born approximation, can be written as:

$$\frac{d\sigma_B}{dO_{\mu-}} = \frac{\alpha^2}{4s} \beta(2 - \beta^2 + \beta^2 c^2), \quad (5)$$

with $s = (p_+ + p_-)^2 = 4E^2$, $\beta^2 = 1 - \frac{4m^2}{s}$, E -the electron beam energy in center of mass reference frame (implied for this process below), m, m_e -are the masses of muon and electron, $c = \cos \theta$, θ is the angle of μ_- -meson emission to the electron beam direction.

The interference of the Born amplitude

$$M_B = \frac{i4\pi\alpha}{s} \bar{v}(p_+) \gamma_\mu u(p_-) \bar{u}(q_-) \gamma_\mu v(q_+),$$

with the box-type M_B one results in parity violating contributions to the differential cross section, i. e. the ones, changing the sign at $\theta \rightarrow \pi - \theta$, and as a consequence of charge-odd correlation we can construct:

$$A(\theta, \Delta E) = \frac{d\sigma(\theta) - d\sigma(\pi - \theta)}{d\sigma_B(\theta)}. \quad (6)$$

Here we take into account as well the emission of an additional soft real photon with energy not exceeding some small value ΔE , so that $A(\theta, \Delta E)$ is free from the infrared singularities.

III. PROCESS $e^+ + e^- \rightarrow \mu^+ + \mu^- (\gamma)$

Part of the results presented here were previously derived in a paper with one of us (E. A. K.) in Ref. [17], and partially published in [18].

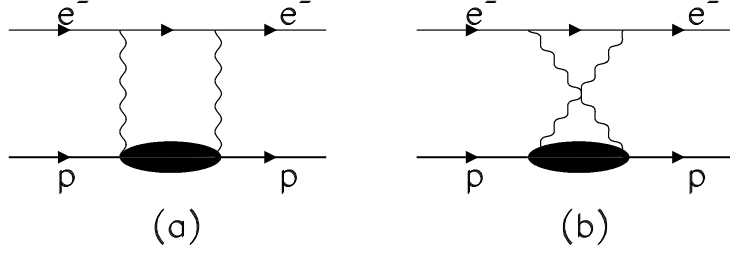


FIG. 1: Feynman diagrams for two-photon exchange in elastic ep scattering: box diagram (a) and crossed box diagram (b).

There are two box-type Feynman amplitudes (Fig.1). We consider only one of them, the uncrossed diagram (Fig.1a) with matrix element

$$M_a = i\alpha^2 \int \frac{d^4k}{i\pi^2} \frac{\bar{u}(q_-)T v(q_+) \times \bar{v}(p_+)Z u(p_-)}{(\Delta)(Q)(P_+)(P_-)},$$

$$(\Delta) = (k - \Delta)^2 - m_e^2, \quad (Q) = (k - Q)^2 - m^2, \quad (P_{\pm}) = (k \mp P)^2 - \lambda^2, \quad (7)$$

with λ -“photon” mass and

$$T = \gamma_{\alpha}(\hat{k} - \hat{Q} + m)\gamma_{\beta}; \quad Z = \gamma_{\beta}(\hat{k} - \hat{\Delta})\gamma_{\alpha};$$

$$\Delta = \frac{1}{2}(p_+ - p_-), \quad Q = \frac{1}{2}(q_+ - q_-), \quad P = \frac{1}{2}(p_+ + p_-). \quad (8)$$

We will systematically neglect the contributions of type

$$\frac{m_e^2}{m^2}, \frac{m^2}{M_Z^2} \ll 1, \quad (9)$$

and we assume

$$m^2 = \frac{s}{4}(1 - \beta^2) \sim s \sim -t \sim -u. \quad (10)$$

The explicit form of kinematical variable used below is:

$$\Delta^2 = -P^2 = -\frac{s}{4}, \quad Q^2 = -\frac{1}{4}s\beta^2, \quad \sigma = \Delta Q = \frac{1}{4}(u - t),$$

$$u = (p_- - q_+)^2 = -\frac{s}{4}(1 + \beta^2 + 2\beta c), \quad t = (p_- - q_-)^2 = -\frac{s}{4}(1 + \beta^2 - 2\beta c). \quad (11)$$

The contribution to the cross section of the amplitude arising from the crossed Feynman diagram (Fig.1b), M_b , can be obtained from M_a by the crossing relation

$$\frac{d\sigma_a(s, t)}{dO_\mu} = -\frac{d\sigma_b(s, u)}{dO_\mu}, \quad (12)$$

which has the form

$$\frac{d\sigma_a(s, t)}{dO_\mu} = \frac{\beta\alpha^3}{2\pi s^2} \text{Re}[R(s, t)], \quad (13)$$

with

$$R(s, t) = \int \frac{d^4k}{i\pi^2} \frac{1}{(\Delta)(Q)(P_+)(P_-)} \frac{1}{4} \text{Tr}((\hat{q}_- + m)T(\hat{q}_+ - m)\gamma_\mu) \times \frac{1}{4} \text{Tr}(\hat{p}_+ Z \hat{p}_- \gamma_\mu), \quad (14)$$

The scalar, vector and tensor loop momentum integrals are defined as:

$$J; J_\mu; J_{\mu\nu} = \int \frac{d^4k}{i\pi^2} \frac{1; k_\mu; k_\mu k_\nu}{(\Delta)(Q)(P_+)(P_-)} \quad (15)$$

Using symmetry properties, the vector and tensor integrals can be written as:

$$J_\mu = J_\Delta \cdot \Delta_\mu + J_Q \cdot Q_\mu, \quad (16)$$

$$J_{\mu\nu} = K_0 g_{\mu\nu} + K_P P_\mu P_\nu + K_Q Q^\mu Q^\nu + K_\Delta \Delta_\mu \Delta_\nu + K_x (Q_\mu \Delta_\nu + Q_\nu \Delta_\mu). \quad (17)$$

The quantity $R(s, t)$ can be expressed as a function of polynomials P_i as:

$$R = P_1 J + P_2 J_\Delta + P_3 J_Q + P_4 K_0 + P_5 K_\Delta + P_6 K_Q + P_7 K_P + P_8 K_x, \quad (18)$$

where the explicit form of polynomials is given in Appendix A. Using the explicit expression for the coefficients J_Δ, \dots, K_x (See Appendix B) we obtain

$$\begin{aligned} R(s, t) = & 4(\sigma - \Delta^2)(2\sigma - m^2)F + 16(\sigma - \Delta^2)(\sigma^2 + (\Delta^2)^2 - m^2\Delta^2)J \\ & + 4[(\Delta^2)^2 - 3\Delta^2\sigma + 2\sigma^2 - m^2\sigma]F_Q + 4[2(\Delta^2)^2 - 2\Delta^2\sigma + 2\sigma^2 - m^2\Delta^2]F_\Delta \\ & + 4[(\Delta^2)^2 + \Delta^2\sigma + m^2\Delta^2]G_Q + 4[-(\Delta^2)^2 + \sigma^2 - 2m^2\Delta^2]H_Q, \end{aligned} \quad (19)$$

with the quantities $F \div H_Q$ given in Appendix B. Finally the charge-odd part of differential cross section has the form

$$\begin{aligned} \left(\frac{d\sigma_{virt}^{e\bar{e}}(s, t)}{dO_{\mu-}}\right)_{odd} &= -\frac{\alpha^3\beta}{2\pi s} \mathcal{D}^{ann}, \\ \mathcal{D}^{ann} &= \frac{1}{s} [R(s, t) - R(s, u)] = (2 - \beta^2 + \beta^2 c^2) \ln\left(\frac{1 + \beta c}{1 - \beta c}\right) \ln\frac{s}{\lambda^2} + \mathcal{D}_V^{ann}, \end{aligned} \quad (20)$$

$$\begin{aligned}
\mathcal{D}_V^{ann} = & (1 - 2\beta^2 + \beta^2 c^2) \left[\frac{1}{1 + \beta^2 + 2\beta c} \left[\ln \frac{1 + \beta c}{2} + \ln \frac{s}{m^2} \right] \right. \\
& - \frac{1}{1 + \beta^2 - 2\beta c} \left[\ln \frac{1 - \beta c}{2} + \ln \frac{s}{m^2} \right] \Big] \\
& + \beta c \left\{ \phi(\beta) \left(\frac{1}{2\beta^2} - 1 - \frac{\beta^2}{2} \right) - \frac{1}{\beta^2} \ln \frac{s}{m^2} - \frac{\pi^2}{6} + \frac{1}{2} \ln^2 \frac{s}{m^2} \right. \\
& - \frac{1}{2} \ln^2 \frac{1 - \beta c}{2} - \frac{1}{2} \ln^2 \frac{1 + \beta c}{2} + \text{Li}_2 \left(\frac{1 + \beta^2 + 2\beta c}{2(1 + \beta c)} \right) + \text{Li}_2 \left(\frac{1 + \beta^2 - 2\beta c}{2(1 - \beta c)} \right) \Big\} \\
& - \frac{m^2}{s} \left[\ln^2 \frac{1 - \beta c}{2} - \ln^2 \frac{1 + \beta c}{2} + 2\text{Li}_2 \left(\frac{1 + \beta^2 + 2\beta c}{2(1 + \beta c)} \right) - 2\text{Li}_2 \left(\frac{1 + \beta^2 - 2\beta c}{2(1 - \beta c)} \right) \right],
\end{aligned}$$

where $\phi(\beta) = sF_Q$, F_Q is given in Appendix B and

$$\text{Li}_2(z) = - \int_0^z \frac{dx}{x} \ln(1 - x) \quad (21)$$

is the Spence function. The quantities $\mathcal{D}^{ann} - \mathcal{D}_V^{ann}$ suffer from infrared divergences, which will be compensated taking into account the soft photons contribution (see below).

IV. SCATTERING CHANNEL

Let us consider now the elastic electron muon scattering $e + \mu \rightarrow e + \mu$ which is the crossing symmetry process of (4). Taking the experimental data from the scattering of electron and positron on the same target (muon or proton), one can measure the difference of the corresponding cross-sections which is sensitive to the interference of the one and two photon exchange amplitudes.

The Born cross section is the same for the scattering of electrons and positrons on the same target. For the case of proton target, in the Laboratory (Lab) frame, the differential cross section as a function of the energy of the initial electron, E and of the electron scattering angle, θ_e , was derived in Ref. [8]:

$$\begin{aligned}
\frac{d\sigma^{ep}}{d\Omega} &= \frac{\alpha^2}{4E^2} \frac{\cos^2 \frac{\theta_e}{2}}{\sin^4 \frac{\theta_e}{2}} \frac{1}{\rho} \left[\frac{F_e^2 + \tau F_m^2}{1 + \tau} + 2\tau F_m^2 \tan^2 \frac{\theta_e}{2} \right], \\
\rho &= 1 + \frac{2E}{m} \sin^2 \frac{\theta_e}{2}, \quad \tau = \frac{-t}{4m^2} = \frac{E^2}{m^2 \rho} \sin^2 \frac{\theta_e}{2},
\end{aligned} \quad (22)$$

and it is known as the Rosenbluth formula. The Sachs electric and magnetic proton form factors, F_e and F_m are related to the Pauli and Dirac form factors by $F_e = F_1 - \tau F_2$, $F_m = F_1 + F_2$. For the scattering on muon, one replaces $F_1 = 1$, $F_2 = 0$ and Eq. (22) becomes

$$\frac{d\sigma_B^{e\mu}}{d\Omega} = \frac{\alpha^2(s^2 + u^2 + 2tm^2)}{2m^2 \rho^2 t^2}, \quad s = 2p_1 p = 2mE, \quad t = -2p_1 p'_1, \quad u = -2pp'_1 = -\frac{s}{\rho}. \quad (23)$$

The charge-odd contribution to the cross section of $e\mu$ -elastic scattering is:

$$\begin{aligned} \left(\frac{d\sigma_{virt}^{e\mu}}{dO_e}\right)_{odd} &= -\frac{\alpha^3}{2\pi m^2 \rho^2} \text{Re}(\mathcal{D}^{sc}), \\ \mathcal{D}^{sc} &= \frac{1}{t}[\mathcal{D}(s, t) - \mathcal{D}(u, t)] = \frac{2}{t^2}[s^2 + u^2 + 2tm^2] \ln \frac{-u}{s} \ln \frac{-t}{\lambda^2} + \mathcal{D}_{virt}^{sc} \end{aligned} \quad (24)$$

with

$$\begin{aligned} \mathcal{D}_{virt}^{sc} &= \frac{s-u}{t} \left[-\frac{1}{2} \ln^2 \left(\frac{-t}{m^2} \right) - \frac{\tau}{1+\tau} \ln \left(\frac{-t}{m^2} \right) + m^2 \bar{F}_Q (6\tau + 8 - \frac{2\tau^2}{1+\tau}) \right] \\ &+ \frac{s}{t} \left[-\ln^2 \frac{s}{m^2} + 2 \ln \frac{s}{m^2} \ln \frac{-t}{m^2} + \pi^2 + 2L_i \left(1 + \frac{m^2}{s} \right) \right] \\ &- \frac{u}{t} \left[-\ln^2 \frac{-u}{m^2} + 2 \ln \frac{-t}{m^2} \ln \frac{-u}{m^2} + 2L_i \left(1 + \frac{m^2}{u} \right) \right] \\ &+ \frac{(1-2\tau)}{(-4\tau)} \left[2 \ln \left(\frac{s}{-u} \right) \ln \left(\frac{-t}{m^2} \right) + \ln^2 \left(\frac{-u}{m^2} \right) - \ln^2 \left(\frac{s}{m^2} \right) \right] \\ &+ \pi^2 + 2L_i \left(1 + \frac{m^2}{s} \right) - 2L_i \left(1 + \frac{m^2}{u} \right) + (2m^2 - \frac{su}{t}) \left[\frac{\ln \frac{s}{m^2}}{m^2 + s} - \frac{\ln \frac{-u}{m^2}}{m^2 + u} \right]. \end{aligned} \quad (25)$$

with the help of the following relation:

$$m^2 \bar{F}_Q = -\frac{1}{4\sqrt{\tau(1+\tau)}} \left[\pi^2 + \ln(4\tau) \ln x + \text{Li}_2(-2\sqrt{\tau x}) - \text{Li}_2\left(\frac{2\sqrt{\tau}}{\sqrt{x}}\right) \right], \quad (26)$$

where

$$x = \frac{\sqrt{1+\tau} + \sqrt{\tau}}{\sqrt{1+\tau} - \sqrt{\tau}}.$$

V. SOFT PHOTON EMISSION

Let us consider now the emission of soft real photons in the Lab reference frame for $e\mu$ -scattering. Following the paper [20], the odd part of cross section

$$\frac{d\sigma^{soft}}{d\sigma_0} = -\frac{\alpha}{4\pi^2} \cdot 2 \int \frac{d^3k}{\omega} \left(\frac{p'_1}{p'_1 k} - \frac{p_1}{p_1 k} \right) \left(\frac{p'}{p' k} - \frac{p}{p k} \right)_{S_0, \omega < \Delta\varepsilon} \quad (27)$$

must be calculated in the special reference frame S_0 , where the sum of the three-momenta of proton and of the recoil proton is zero $\vec{z} = \vec{k} + \vec{p}' = 0$. Really, in this frame, the on-mass shell condition of the scattered muon $\delta((z-k)^2 - m^2)$, $z = p_1 + p - p'_1$ does not depend on the direction of the emitted photon. The photon energy can be determined as the difference of the energy of the scattered electron and the corresponding value for the elastic case: the

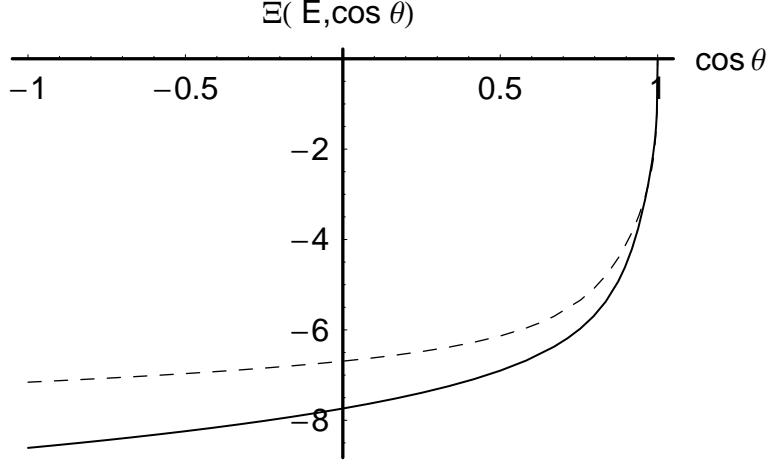


FIG. 2: $\Xi(s, \cos \theta)$ for $E = 10m$ (dashed line) and $E = 20m$, m is muon mass.

maximum value of the photon energy $\Delta\varepsilon$ in the S_O frame is related with the energy of the scattered electron, detected in the Lab frame ΔE as (see [20], Appendix C),

$$\Delta\varepsilon = \rho\Delta E. \quad (28)$$

The calculation of the soft photon integral with $\omega\Delta\varepsilon$ can be performed using t'Hooft and M. Veltman approach (see [16], Section 7). We find

$$\begin{aligned} \frac{d\sigma_{e\mu}^{soft}}{d\Omega} &= -\frac{\alpha^3}{\pi} \frac{(s^2 + u^2 + 2tm^2)}{2m^2\rho^2t^2} \left\{ 2\ln\rho \ln\left(\frac{(2\rho\Delta E)^2}{\lambda^2x}\right) + \mathcal{D}_{soft}^{sc} \right\}, \\ \mathcal{D}_{soft}^{sc} &= -2\text{Li}_2\left(1 - \frac{1}{\rho x}\right) + 2\text{Li}_2\left(1 - \frac{\rho}{x}\right), \quad \rho = \frac{s}{-u}, \end{aligned} \quad (29)$$

which is in agreement with Ref. [20].

The sum $(d\sigma_{e\mu}^{virt} + d\sigma_{e\mu}^{soft})_{odd}$ has the form

$$\begin{aligned} \left(\frac{d\sigma_{e\mu}^{virt}}{d\Omega_e} + \frac{d\sigma_{e\mu}^{soft}}{d\Omega_e}\right)_{odd} &= \frac{\alpha^3}{2\pi m^2\rho^2} \frac{(s^2 + u^2 + 2tm^2)}{t^2} \left[-2\ln\rho \ln\frac{(2\rho\Delta E)^2}{-tx} + \Xi \right], \\ \Xi &= \text{Re} \left[-\frac{t^2\mathcal{D}_{virt}^{sc}}{s^2 + u^2 + 2tm^2} - \mathcal{D}_{soft}^{sc} \right]. \end{aligned} \quad (30)$$

and it is independent from the photon mass λ .

Function Ξ is given at Fig. 2 as a function of $\cos\theta_e$ for given E/m . This result can be applied to the process $e\bar{e} \rightarrow p\bar{p}(\gamma)$ for the case of structureless proton by changing the mass $m \rightarrow m_p$ in formula above.

For the ratio of difference of electron-proton and positron-proton scattering cross section to Born cross section we have:

$$\Delta = \frac{d\sigma^{\bar{e}p \rightarrow \bar{e}p(\gamma)} - d\sigma^{ep \rightarrow ep(\gamma)}}{d\sigma_B} = \frac{2\alpha}{\pi} \left[\frac{t^2}{s^2 + u^2 + 2m^2t} \Xi + 2 \ln \rho \ln \frac{(2\rho\Delta E)^2}{-tx} \right]. \quad (31)$$

The odd contributions to the differential cross section for the process $e^+ + e^- \rightarrow p + \bar{p}$, due to soft photon emission, has the form:

$$(d\sigma_{soft}^{e^+e^- \rightarrow \mu^+\mu^-(\gamma)})_{odd} = d\sigma_0 \left(-\frac{\alpha}{4\pi^2} \right) 2 \int \frac{d^3k}{\omega} \left(-\frac{p_-}{p_-k} + \frac{p_+}{p_+k} \right) \left(\frac{q_+}{q_+k} - \frac{q_-}{q_-k} \right)_{S_0, \omega < \Delta\varepsilon}. \quad (32)$$

Again, the integration must be performed in the special frame S^0 , where $\bar{p}_+ + \bar{p}_- - \bar{q}_+ = \bar{q}_- + \bar{k} = 0$. In this frame we have

$$(q_- + k)^2 - m^2 = 2(E_- + \omega)\omega \approx 2m\omega = (p_+ + p_- - q_+)^2 - m^2 = 4E(E - \varepsilon_+),$$

$$E - \varepsilon_+ = \frac{m}{2E}\Delta\varepsilon. \quad (33)$$

In the elastic case $E - \varepsilon_+^{el} = 0$ and the photon energy in the Lab system is

$$\Delta E = \varepsilon_+^{el} - \varepsilon_+ = \frac{m}{2E}\Delta\varepsilon. \quad (34)$$

The t'Hooft Veltman procedure for soft photon emission contribution in leads to:

$$\frac{d\sigma_{ann}^{soft}}{d\Omega} = \frac{d\sigma_0}{d\Omega} \cdot \frac{2\alpha}{\pi} \left[\ln \left(\frac{4E\Delta E}{m\lambda} \right)^2 \ln \frac{1 + \beta c}{1 - \beta c} + \mathcal{D}_S^{ann} \right] \quad (35)$$

with

$$\begin{aligned} \mathcal{D}_s^{ann} = & \frac{1}{2} \text{Li}_2 \left(\frac{-2\beta(1+c)}{(1-\beta)(1-\beta c)} \right) + \frac{1}{2} \text{Li}_2 \left(\frac{2\beta(1-c)}{(1+\beta)(1-\beta c)} \right) \\ & - \frac{1}{2} \text{Li}_2 \left(\frac{-2\beta(1-c)}{(1-\beta)(1+\beta c)} \right) - \frac{1}{2} \text{Li}_2 \left(\frac{2\beta(1+c)}{(1+\beta)(1+\beta c)} \right). \end{aligned} \quad (36)$$

The total contribution (virtual and soft) is free from infrared singularities and has the form

$$\begin{aligned} \frac{d\sigma_{ann}}{d\Omega} = & \frac{\alpha^3\beta}{2\pi s} (2 - \beta^2 + \beta^2 c^2) \Upsilon, \quad \Upsilon = 2 \ln \frac{1 + \beta c}{1 - \beta c} \ln \left(\frac{2\Delta E}{m} \right) + \Phi(s, \cos \theta), \\ \Phi(s, \cos \theta) = & \mathcal{D}_S^{ann} - \frac{\mathcal{D}_V^{ann}}{2 - \beta^2 + \beta^2 c^2}. \end{aligned} \quad (37)$$

The quantity $\Phi(s, \cos \theta)$ is presented in Fig. 3.

The relevant asymmetry can be constructed using (6)

$$A = \frac{4\alpha}{\pi} \Upsilon. \quad (38)$$

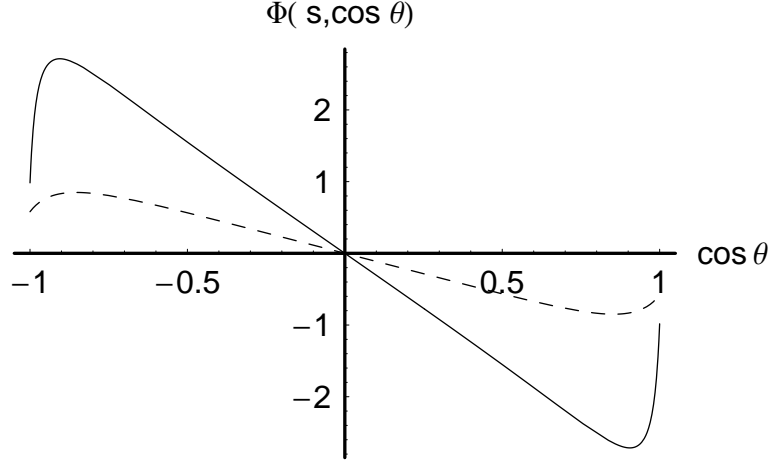


FIG. 3: $\Phi(s, \cos \theta)$, for $s = 10m^2$ (dashed line) and $s = 20m^2$, m is muon mass.

VI. CROSSING SYMMETRY

In this section we formally consider the relations between kinematical variables of elastic electron-proton scattering and their relation to the annihilation channel, $e^+ + e^- \rightarrow p + \bar{p}$. The reduced form of the differential elastic ep scattering cross section, commonly used, is defined as $\sigma_{red} = \tau F_m^2 + \varepsilon F_e^2$ and it is related to the differential cross section by:

$$\frac{d\sigma}{d\Omega} = \sigma_M \sigma_{red}, \quad \sigma_M = \frac{\alpha^2 \cos^2 \frac{\theta_e}{2}}{4E^2 \sin^4 \frac{\theta}{2}} \cdot \frac{1}{\rho \varepsilon (1 + \tau)}, \quad \varepsilon = \frac{1}{1 + 2(1 + \tau) \tan^2 \frac{\theta_e}{2}}. \quad (39)$$

where ε is the polarization of the virtual photon, and varies from $\varepsilon = 0$, for $\theta_e = \pi$ to $\varepsilon = 1$, for $\theta_e = 0$.

The crossing relation between the scattering channel $e + p \rightarrow e + p$ and the annihilation channel $e^+ + e^- \rightarrow p + \bar{p}$ consists in replacing the variables of the scattering channel $s = 2p_1 p = 2Em$ and $Q^2 = -t$ according to

$$m^2 + s \rightarrow t = -2E^2(1 - \beta c), \quad Q^2 \rightarrow -s = -4E^2, \quad \cos \theta = \cos \vec{p}_- \hat{\vec{q}}_-, \quad (40)$$

where θ is the angle of the antiproton with respect to the incident electron, in the center of mass system (CMS).

The following relation holds, for the annihilation channel:

$$\cos^2 \theta = \frac{(t - u)^2}{s(s - 4M^2)}, \quad s + t + u = 2m^2. \quad (41)$$

On the other hand, in the scattering channel, one has:

$$\frac{1 + \varepsilon}{1 - \varepsilon} = \frac{\cot^2 \frac{\theta_e}{2}}{1 + \tau} + 1 = \frac{(s - u)^2}{Q^2(Q^2 + 4M^2)}, \quad Q^2 = s + u. \quad (42)$$

Therefore one proves the validity of the crossing relation:

$$\cos \theta = \sqrt{\frac{1 + \varepsilon}{1 - \varepsilon}} \equiv y, \quad (43)$$

based on the analytical continuation from the annihilation channel to the scattering one. This relation was derived in Ref. [9]. Using this relation and the property of the 2γ contribution to the annihilation cross-section $\left(\frac{d\sigma}{d\Omega}(\theta)\right)_{2\gamma} = -\left(\frac{d\sigma}{d\Omega}(\pi - \theta)\right)_{2\gamma}$ i.e. $\left(\frac{d\sigma}{d\Omega}(\theta)\right)_{2\gamma} = \cos \theta f(\cos^2 \theta, s)$ the authors of Ref. [9] built the ansatz for 2γ contribution to ep-elastic scattering

$$\frac{d\Delta\sigma}{d\Omega_e}(e^-p \rightarrow e^-p) = yf(y^2, Q^2); \quad f(y^2, Q^2) = c_0(Q^2) + y^2c_1(Q^2) + y^4c_2(Q^2) + \dots \quad (44)$$

This property follows from the change of the sign of the contribution for virtual and real photon emission when the $(s \leftrightarrow u)$ transformation is applied (see Eqs. (25,29,31) and relation (42)).

This form of the contribution of the $1\gamma \otimes 2\gamma$ interference to the differential cross section derives explicitly from C-invariance and crossing symmetry of electromagnetic interactions and excludes any linear function of ε for a possible parametrization of such contribution.

Let us note that not only the elastic channel must be taken into account: the interference of the amplitudes corresponding to the emission of a photon by electron and by proton must be considered, too.

Evidently, the relations derived above are valid for the considered processes with electrons and muons.

VII. DERIVATION OF THE ADDITIONAL STRUCTURE: ANNIHILATION CHANNEL

Let us start from the following form of the matrix element for the process $e^+(p_+) + e^-(p_-) \rightarrow \mu^+(q_+) + \mu^-(q_-)$ in presence of 2γ exchange:

$$M_2 = \frac{i\alpha^2}{s} \bar{v}(p_+)\gamma_\mu u(p_-) \times \bar{u}(q_-) \left[G_1 \gamma_\mu - \frac{G_2}{m} \gamma_\mu \hat{P} + 4 \frac{1}{s} G_3 \hat{\Delta} Q_\mu \right] v(q_+), \quad (45)$$

where the amplitudes $G_1 - G_3$ are complex functions of the two kinematical variables s , and t .

To calculate the structure G_3 from the 2γ amplitude (see Eq. (7)), both Feynman diagrams, (Fig.1)a and Fig. (Fig.1)b must be taken into account. Similarly to Section II,

only one of them can be calculated explicitly (the uncrossed one), whereas the other can be obtained from this one by appropriate replacements.

To extract the structure G_3 we multiply Eq. 45 subsequently on

$$\begin{aligned}\bar{u}(p_-)\gamma_\lambda v(p_+) \times \bar{v}(q_+)\gamma_\lambda u(q_-), \\ \bar{u}(p_-)\hat{Q}v(p_+) \times \bar{v}(q_+)u(q_-), \\ \bar{u}(p_-)\hat{Q}v(p_+) \times \bar{v}(q_+)\hat{\Delta}u(q_-),\end{aligned}\tag{46}$$

and perform the summation on fermions spin states.

Solving the algebraical set of equations we find

$$\begin{aligned}G_1^a &= \frac{1}{\beta^4 \sin^4 \theta} \left\{ (8B^a + A^a \beta^2 \sin^2 \theta)(1 - \beta^2 \cos^2 \theta) - 4C^a \beta \cos \theta (2 - \beta^2(1 + \cos^2 \theta)) \right\} \\ G_2^a &= \frac{1}{\beta^4 \sin^4 \theta} \left\{ \beta(1 - \beta^2)(A^a \beta \sin^2 \theta - 8C^a \cos \theta) + 4B^a(2 - \beta^2(1 + \cos^2 \theta)) \right\} \\ G_3^a &= \frac{1}{\beta^3 \sin^4 \theta} \left\{ -A^a \beta^2 \sin^2 \theta \cos \theta - 8B^a \cos \theta + 4\beta C^a(1 + \cos^2 \theta) \right\},\end{aligned}\tag{47}$$

with

$$\begin{aligned}A^a &= \int \frac{d^4 k}{i\pi^2} \frac{1}{(\Delta)(Q)(P_+)(P_-)} \frac{1}{s} Tr(\hat{p}_+ Z \hat{p}_- \gamma_\lambda) \times \frac{1}{4} Tr((q_- + m)T(\hat{q}_+ - m)\gamma_\lambda), \\ B^a &= \int \frac{d^4 k}{i\pi^2} \frac{1}{(\Delta)(Q)(P_+)(P_-)} \frac{m}{s^2} Tr(\hat{p}_+ Z \hat{p}_- \hat{Q}) \times \frac{1}{4} Tr((\hat{q}_- + m)T(\hat{q}_+ - m)), \\ C^a &= \int \frac{d^4 k}{i\pi^2} \frac{1}{(\Delta)(Q)(P_+)(P_-)} \frac{1}{s^2} Tr(\hat{p}_+ Z \hat{p}_- \hat{Q}) \times \frac{1}{4} Tr((\hat{q}_- + m)T(\hat{q}_+ - m)\hat{\Delta}).\end{aligned}\tag{48}$$

The explicit value for G_3^a is:

$$\begin{aligned}G_3^a &= \frac{2s}{\beta^3(1 - c^2)^2} \left\{ \frac{1}{2} G_Q(1 - c^2)\beta^3(1 - \beta c) \right. \\ &\quad + \frac{1}{2} H_Q \beta^2(1 - c^2)(c(-3 + 5\beta^2) - \beta - \beta c^2) \\ &\quad + F_\Delta c(1 - 4\beta^2 + 2\beta^4 + c^2\beta^2(3 - 4\beta^2) - 2\beta c(1 - 2\beta^2)) \\ &\quad + F_Q \beta(-c^2 + \beta c(-\frac{1}{2} - 4\beta^2 c^2 + \frac{5}{2}c^2) + \beta^2(-\frac{1}{2} + 2\beta^2 c^2 + \frac{3}{2}c^2)) \\ &\quad - 2Js\beta^2 c(1 - c^2)(1 - \beta^2)(1 - \beta c) \\ &\quad \left. + Fc(1 + \beta^2 c^2 - 2\beta^4 - 4\beta^4 c^2 + \beta c(-3 + 4\beta^2 + 2\beta^4 + \beta^2 c^2)) \right\}.\end{aligned}\tag{49}$$

The contributions from the crossed Feynman diagram can be obtained from Eqs. 49 by:

$$A^b, B^b, C^b = -A^a, B^a, C^a(\cos \theta \rightarrow -\cos \theta).\tag{50}$$

As one can see, in the quantities G_1 , G_2 , and G_3 infrared divergencies are present.

VIII. PROTON SPIN ASYMMETRY

The targed spin asymmetry for processes $e\bar{e} \rightarrow p\bar{p}$, $p\bar{p} \rightarrow e\bar{e}$ (center of mass frame implied) we define as

$$\frac{d\sigma^\uparrow - d\sigma^\downarrow}{d\sigma^\uparrow + d\sigma^\downarrow} = (\vec{a}\vec{n})R_n, \quad (51)$$

where \vec{a} is the proton polarization vector, $\vec{n} = (\vec{q}_- \times \vec{p}_-) / |\vec{q}_- \times \vec{p}_-|$ is the unite vector normal to the scattering plane, $d\sigma^\uparrow$ is the cross section of processes with proton polarization vector \vec{a} , $d\sigma^\downarrow$ is the cross section of processes with proton polarization vector $-\vec{a}$. Thus the denominator of l.h.s. in (51) is the unpolarized cross section of process $e\bar{e} \rightarrow p\bar{p}$ which is well-known [21]:

$$\frac{d\sigma^{e\bar{e} \rightarrow p\bar{p}}}{d\Omega} = \frac{\alpha^2\beta}{4s} \left[(1 + \cos^2\theta) |G_M|^2 + (1 - \beta^2) |G_E|^2 \sin^2\theta \right], \quad (52)$$

with $\beta = \sqrt{1 - \frac{4M^2}{s}}$ is the velocity of proton in c.m. frame and s is the total energy square.

The difference of cross sections in (51) is the s -channel discontinuity of interference of the Born-amplitude with TPE amplitude

$$d\sigma^\uparrow - d\sigma^\downarrow \sim Re \sum \left(A_{elastic}^+ \cdot A_{TPE} + A_{elastic} \cdot A_{TPE}^+ \right). \quad (53)$$

Using the density matrix of final proton $u(p)\bar{u}(p) = (\hat{p} + M)(1 - \gamma_5\hat{a})$ we get

$$\begin{aligned} Re \sum \left(A_{elastic}^+ \cdot A_{TPE} + A_{elastic} \cdot A_{TPE}^+ \right) &= 32 \frac{(4\pi\alpha)^3 (2\pi i)^2}{s\pi^2} Re(Y), \\ Y &= F_1(s) \int \frac{dk}{i\pi^2} \frac{1}{(\Delta)(Q)(+)(-)} \times \frac{1}{4} Sp \left[\hat{p}_1 \gamma^\alpha \hat{p}'_1 \gamma^\mu (\hat{k} - \hat{\Delta}) \gamma^\nu \right] \times \\ &\times \frac{1}{4} Sp \left[(\hat{p} - M) (-\gamma_5\hat{a}) \gamma_\alpha (\hat{p}' + M) \gamma_\nu (\hat{k} - \hat{Q} + M) \gamma_\mu \right]. \end{aligned} \quad (54)$$

Performing the loop-momenta integration we can express r.h.s. of (55) in terms of base integrals (see Appendix XI)

$$Re(Y) = 4M(a, \Delta, Q, P) Im(F_Q - G_Q + H_Q) Re(F_1(s)), \quad (56)$$

where $(a, \Delta, Q, P) \equiv \varepsilon^{\mu\nu\rho\sigma} a_\mu \Delta_\nu Q_\rho P_\sigma = (\sqrt{s}/2)^3 (\vec{a}\vec{n})\beta \sin\theta$, θ is the angle between vectors \vec{q}_- and \vec{p}_- in c.m. frame. Using the list of integrals in Appendix XI we have:

$$Im(F_Q - G_Q + H_Q) = \frac{\pi}{s} \psi(\beta) = \frac{\pi}{s\beta^2} \left[\frac{1 - \beta^2}{\beta} \ln \frac{1 + \beta}{1 - \beta} - 2 \right]. \quad (57)$$

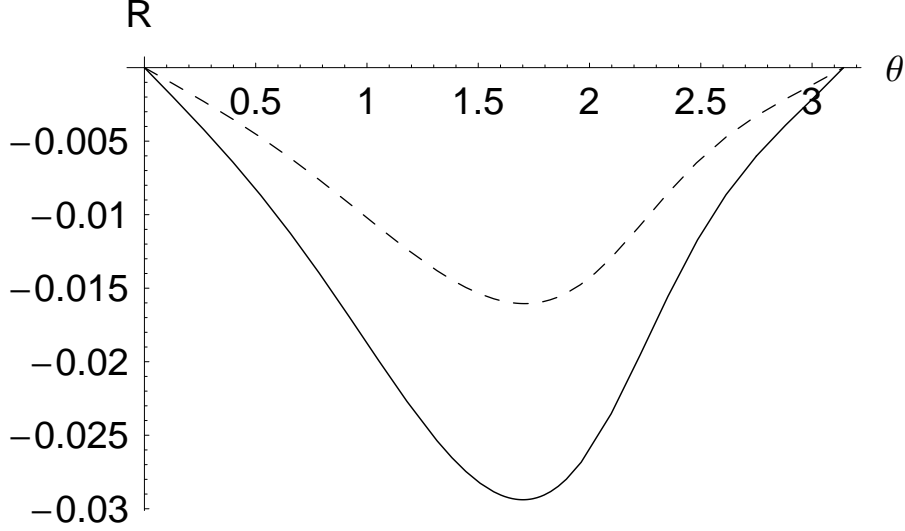


FIG. 4: Asymmetry R for the case of dipole proton formfactors for energies $s = 4.1\text{GeV}^2$ (dashed line) and $s = 4.3\text{GeV}^2$.

We should like to note that Pauli formfactor F_2 doesn't contribute to one-spin asymmetry.

Thus after standard algebra we can write down the following expression for spin asymmetry (the same for processes $e\bar{e} \rightarrow p\bar{p}$, $p\bar{p} \rightarrow e\bar{e}$):

$$R_n = 2\alpha \frac{M}{\sqrt{s}} \frac{\text{Re}\left(G_E + \frac{s}{4M^2}G_M\right)}{1 + \frac{s}{4M^2}} \cdot \sin\theta \frac{\beta\psi(\beta)}{(1 + \cos^2\theta)|G_M|^2 + (1 - \beta^2)|G_E|^2 \sin^2\theta}. \quad (58)$$

For the case of dipole formfactors $G_M = \mu G_E = \mu/(1 + s/(0.71\text{GeV}^2))^2$, $\mu = 2.79$ this quantity is given of Fig. 5 as a function of θ at several values of s .

The similar consideration can be performed for the scattering channel with the polarized initial proton. We obtain similarly to (57) (note that the crossed photon legs amplitude do not have a s -channel imaginary part):

$$\text{Im}_s(\bar{F}_Q - \bar{G}_Q + \bar{H}_Q) = -\frac{\pi}{s + M^2}. \quad (59)$$

Polarization vector will enter the formula in the same combination

$$(a, \Delta, Q, P) = \frac{1}{2}(a, p, p_1, q) = \frac{ME^2}{2\rho} \sin\theta(\vec{a}\vec{n}). \quad (60)$$

The single spin asymmetry for process $ep \rightarrow ep$ with polarized initial proton have a form:

$$\frac{d\sigma^\uparrow - d\sigma^\downarrow}{d\sigma^\uparrow + d\sigma^\downarrow} = (\vec{a}\vec{n})T_n \quad (61)$$

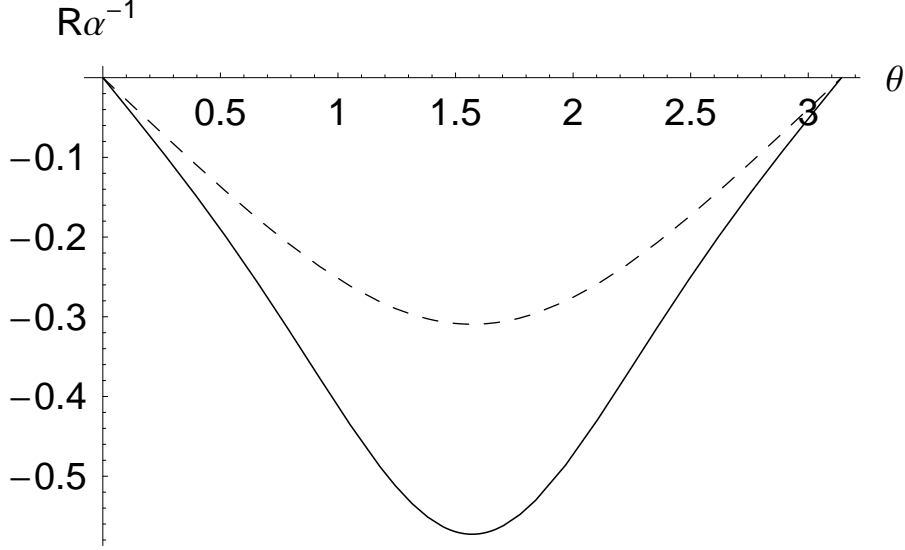


FIG. 5: Asymmetry $R\alpha^{-1}$ for the case of structureless proton for energies $s = 5\text{GeV}^2$ (dashed line) and $s = 15\text{GeV}^2$.

with

$$T_n = \frac{\alpha}{2M^2} \frac{s^2}{s + M^2} (F_e + \tau F_m) \frac{\epsilon}{\rho\sigma_{red}} \sin\theta \tan^2 \frac{\theta}{2}. \quad (62)$$

For the case of dipole formfactors $F_m = \mu F_e = \mu/(1 - t/(0.71\text{GeV}^2))^2$ this quantity is given of Fig. 6 as a function of θ for several values of s .

IX. CONCLUSIONS

We consider above the QED radiative corrections to differential cross-section of process $e\bar{e} \rightarrow \mu\bar{\mu}(\gamma)$, $e\mu \rightarrow e\mu(\gamma)$ arising from the interference of Born amplitude with box-type ones. As well the relevant part of soft photon emission contribution is obtained, which eliminate the infrared singularities.

The charge-asymmetry property of RC for annihilation channel transformed due to crossing relations to some non-trivial form of σ_{red} for scattering channel (see (39), (43)).

The more interesting application of considered processes is $e^\pm p \rightarrow e^\pm(p\gamma)$ which are planned in several facilities [?] and process $e\bar{e} \rightarrow p\bar{p}(\gamma)$, which can be investigated at $c - \tau$ factory.

We find that the parametrization (45) of contribution to matrix element arising from

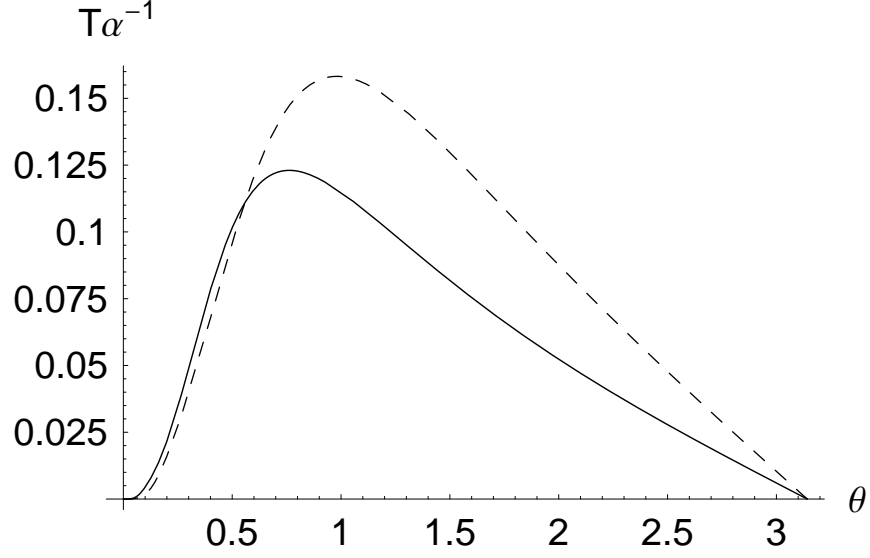


FIG. 6: Asymmetry $T\alpha^{-1}$ (with dipole proton form factors) for the energies $E = 5\text{Gev}$ (dashed line) and $E = 10\text{Gev}$.

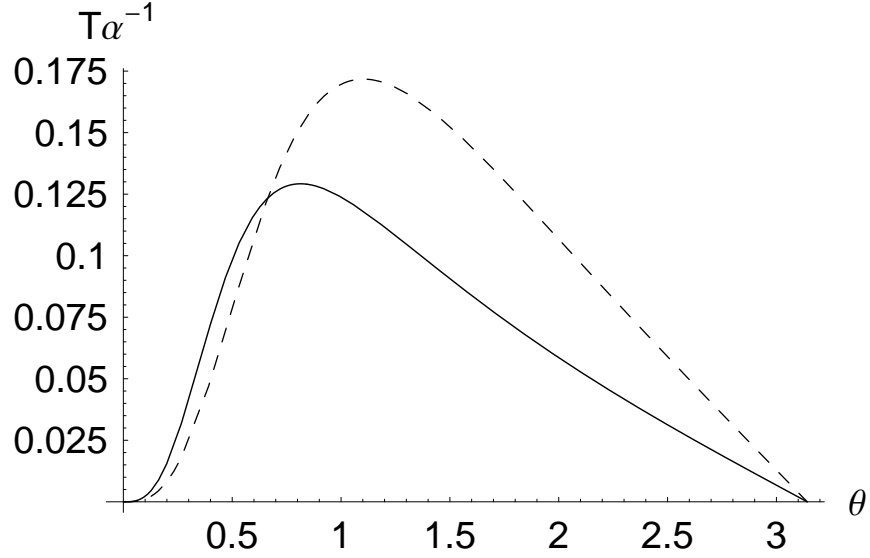


FIG. 7: Asymmetry $T\alpha^{-1}$ for the case of structureless proton for the energies $E = 5\text{Gev}$ (dashed line) and $E = 10\text{Gev}$.

box-type diagrams in terms of three additional functions $G_i(s, t)$, $i = 1, 2, 3$ suffers from infrared divergencies.

Arguments based on analytical properties of the virtual Compton scattering amplitude

are given in Introduction, provides the applicability of results for TPE amplitude obtained in frames QED to processes with hadrons within reasonable accuracy.

For the case of rather large transfer momentum (s) the Born cross section with dipole formfactors become too small. For this reason it is necessary to take into account the square box type amplitude in estimation of one-spin asymmetries.

Our statement of QED type of box type ep amplitude is not rigorous and is derived only in scattering channel. So it especially for annihilation channel can be considered as a model. This statement are rather natural for the case of small transfer momentum and high energy kinematics.

The angular asymmetries, the charge asymmetry as well as proton spin ones are illustrated in Figures 1-4. These quantities are free from infrared as well as electron mass singularities and large enough to be measured.

X. APPENDIX A: TRACE CALCULATION.

The explicit expressions for the polynomials P_i are:

$$\begin{aligned}
P_1 &= 8(-(\Delta^2)^3 - \Delta^2\sigma^2 + 2\sigma^3 + ((\Delta^2)^2 - 2\Delta^2\sigma)m^2), \\
P_2 &= 16((\Delta^2)^2\sigma - \sigma^3 + \Delta^2\sigma m^2), \\
P_3 &= 8(2(\Delta^2)^2\sigma - 2\sigma^3 + m^2((\Delta^2)^2 + 2\Delta^2\sigma - \sigma^2) + \Delta^2m^4), \\
P_4 &= 8(5(\Delta^2)^2 - 6\Delta^2\sigma + 5\sigma^2 - 5\Delta^2m^2), \\
P_5 &= 8((\Delta^2)^3 - 2(\Delta^2)^2\sigma + \Delta^2(\sigma^2 - m^2\Delta^2)), \\
P_6 &= 8((\Delta^2)^3 - 2(\Delta^2)^2\sigma + \Delta^2\sigma^2 + m^2(-(\Delta^2)^2 - 2\Delta^2\sigma + 2\sigma^2) - 2\Delta^2m^4), \\
P_7 &= 8(-(\Delta^2)^3 + 2(\Delta^2)^2\sigma - \Delta^2\sigma^2 + (\Delta^2)^2m^2), \\
P_8 &= 8(-(\Delta^2)^3 + (\Delta^2)^2\sigma - 3\Delta^2\sigma^2 + 3\sigma^3 - m^2((\Delta^2)^2 + 3\Delta^2\sigma)).
\end{aligned} \tag{63}$$

XI. APPENDIX B: USEFUL INTEGRALS.

In the calculation of ep scattering we use the following set of scalar integrals with three and four denominators [17].

$$F_\Delta = \frac{-i}{\pi^2} \int \frac{d^4k}{(\Delta)(P_+)(P_-)} = \frac{1}{s} \left[\frac{\pi^2}{6} + \frac{1}{2} \ln^2 \frac{s}{m_e^2} \right], \tag{64}$$

$$\begin{aligned}
F_Q &= \frac{-i}{\pi^2} \int \frac{d^4 k}{(Q)(P_+)(P_-)} \\
&= \frac{1}{s\beta} \left[\frac{1}{2} \ln^2 \frac{1-\beta}{2} - \frac{1}{2} \ln^2 \frac{1+\beta}{2} + \text{Li}_2 \left(\frac{1+\beta}{2} \right) - \text{Li}_2 \left(\frac{1-\beta}{2} \right) \right], \\
H &= \frac{-i}{\pi^2} \int \frac{d^4 k}{(\Delta)(Q)(P_+)} = G = \frac{-i}{\pi^2} \int \frac{d^4 k}{(\Delta)(Q)(P_-)} = -\frac{1}{2(m^2-t)} \left[\ln^2 \frac{m^2-t}{m^2} \right. \\
&\quad \left. + \left[2 \ln \frac{m^2-t}{m^2} + \ln \frac{m^2}{m_e^2} \right] \ln \frac{m^2}{\lambda^2} - \frac{1}{2} \ln^2 \frac{m^2}{m_e^2} - 2 \text{Li}_2 \left(-\frac{t}{m^2-t} \right) \right], \\
F &= \frac{1}{2} sJ - G = -\frac{1}{2(m^2-t)} \left[\left(2 \ln \frac{m^2-t}{m^2} + \ln \frac{m^2}{m_e^2} \right) \ln \frac{s}{m^2} \right. \\
&\quad \left. - \ln^2 \frac{m^2-t}{m^2} + \frac{1}{2} \ln^2 \frac{m^2}{m_e^2} + 2 \text{Li}_2 \left(-\frac{t}{m^2-t} \right) \right], \\
J &= \frac{-i}{\pi^2} \int \frac{d^4 k}{(\Delta)(Q)(P_+)(P_-)} = -\frac{1}{s(m^2-t)} \left[\left(2 \ln \frac{m^2-t}{m^2} + \ln \frac{m^2}{m_e^2} \right) \ln \frac{s}{\lambda^2} \right].
\end{aligned}$$

The terms proportional to m_e^2/s , m_e^2/m_μ^2 were neglected. Notations follow Ref. (8).

The vector integrals with three denominators are:

$$\begin{aligned}
\frac{1}{i\pi} \int \frac{k^\mu d^4 k}{(\Delta)(Q)(P_+)} &= H_P P^\mu + H_\Delta \Delta^\mu + H_Q Q^\mu, \quad H_Q = \frac{1}{t} \ln \frac{m^2-t}{m^2}, \\
H_\Delta &= \frac{1}{m^2-t} \left[-\ln \frac{m^2}{m_e^2} - \frac{m^2+t}{t} \ln \frac{m^2-t}{m^2} \right], \\
H_P &= H + \frac{1}{m^2-t} \left[\ln \frac{m^2}{m_e^2} + 2 \ln \frac{m^2-t}{m^2} \right], \\
\frac{1}{i\pi} \int \frac{k^\mu d^4 k}{(\Delta)(P_+)(P_-)} &= G_\Delta \Delta^\mu, \quad G_\Delta = \frac{1}{s} \left[-2 \ln \frac{s}{m_e^2} + \frac{1}{2} \ln^2 \frac{s}{m_e^2} + \frac{\pi^2}{6} \right], \\
\frac{1}{i\pi} \int \frac{k^\mu d^4 k}{(Q)(P_+)(P_-)} &= G_Q Q^\mu, \quad G_Q = \frac{1}{s-4m^2} \left[-2 \ln \frac{s}{m^2} + sF_Q \right].
\end{aligned} \tag{65}$$

Four denominator vector and tensor integrals were defined in (15). The relevant coefficients are:

$$\begin{aligned}
J_\Delta &= \frac{1}{2d} \left[(F + F_\Delta) \sigma - Q^2 (F + F_Q) \right], \\
J_Q &= \frac{1}{2d} \left[(F + F_Q) \sigma - \Delta^2 (F + F_\Delta) \right], \quad F = \frac{1}{2} sJ - G, \quad d = \Delta^2 Q^2 - \sigma^2. \\
K_0 &= -\frac{1}{2\sigma} \left[\sigma (F - G + H_P + H_\Delta + H_Q) + H_\Delta (\sigma - \Delta^2) - H_Q (\sigma - Q^2) \right. \\
&\quad \left. + 2P^2 J_\Delta (\Delta^2 - 2\sigma) + \Delta^2 G_\Delta - Q^2 G_Q - 2P^2 Q^2 J_Q \right], \\
K_\Delta &= -\frac{1}{2\sigma d} \left[Q^2 \sigma (G - F - H_P - 3H_\Delta + 6P^2 J_\Delta) \right. \\
&\quad \left. + (\Delta^2 Q^2 + \sigma^2) (H_\Delta - 2P^2 J_\Delta - G_\Delta) - Q^4 (H_Q - 2P^2 J_Q - G_Q) \right],
\end{aligned} \tag{66}$$

$$\begin{aligned}
K_P &= \frac{1}{2P^2\sigma} \left[2\sigma(H_\Delta - 2P^2J_\Delta + H_P + \frac{1}{2}F - \frac{1}{2}G) + Q^2(H_Q - 2P^2J_Q - G_Q) \right. \\
&\quad \left. - \Delta^2(H_\Delta - 2P^2J_\Delta - G_\Delta) \right], \\
K_Q &= -\frac{1}{2\sigma d} \left[-\Delta^2\sigma A_P + 2\Delta^4 A_\Delta + (\sigma^2 - 2\Delta^2 Q^2)A_Q \right], \\
K_x &= -\frac{1}{2d} \left[\sigma A_P + Q^2 A_Q - 2\Delta^2 A_\Delta \right],
\end{aligned}$$

where we used

$$A_\Delta = H_\Delta + 2\Delta^2 J_\Delta - G_\Delta, \quad A_Q = H_Q + 2\Delta^2 J_Q - G_Q, \quad A_P = F - G + H_P + 3H_\Delta + 6\Delta^2 J_\Delta. \quad (67)$$

-
- [1] S. Coleman and E. Weinberg, Phys. Rev. D **7** (1973), 1888.
 - [2] V. N. Baier, et al. Phys. Rep. **78**, 293 (1981), see Appendix "Sum rules"; E. Kuraev, M. Secansky, E. Tomashi-Gustafsson, hep-ph/0601201
 - [3] A. J. G. Hey, Phys. Rev. D **3**, 1252 (1971); A. de Rujula, J. M. Kaplan, and E. de Rafael, Nucl. Phys. B **35**, 365 (1971).
 - [4] B. Pasquini, and M. Vanderhaegen, Phys. Rev. C **70**, 045206 (2004).
 - [5] D. Borisjuk and A. Kobushkin, nucl-th/0505079, (2005).
 - [6] D. Drechsel, B. Pasquini, M. Vanderhaegen, Phys. Rep., **378**, N2-3, 2003.
 - [7] J. Gunion and L. Stodolsky, Phys. Rev. Lett. **30**, 345 (1973);
V. Franco, Phys. Rev. D **8**, 826 (1973);
V. N. Boitsov, L.A. Kondratyuk and V.B. Kopeliovich, Sov. J. Nucl. Phys. **16**, 287 (1973);
F. M. Lev, Sov. J. Nucl. Phys. **21**, 45 (1973).
 - [8] M. N. Rosenbluth, Phys. Rev. **79**, 615 (1950).
 - [9] M. P. Rekalo, E. Tomasi-Gustafsson and D. Prout, Phys. Rev. C **60**, 042202(R) (1999).
 - [10] L. C. Alexa *et al.*, Phys. Rev. Lett. **82**, 1375 (1999).
 - [11] D. Abbott *et al.*, Phys. Rev. Lett. **82**, 1379 (1999).
 - [12] A. Akhiezer and M. P. Rekalo, Dokl. Akad. Nauk USSR, **180**, 1081 (1968); Sov. J. Part. Nucl. **4**, 277 (1974).
 - [13] M. K. Jones *et al.*, Phys. Rev. Lett. **84**, 1398 (2000); O. Gayou *et al.*, Phys. Rev. Lett. **88**, 092301 (2002); V. Punjabi *et al.*, Phys. Rev. C **71**, 055202 (2005).

- [14] I. A. Qattan *et al.*, Phys. Rev. Lett. **94**, 142301 (2005) and refs herein.
- [15] M. I. Golberger, Y. Nambu, R. Oehme, Ann. Phys. (N.Y.) **2**, 226 (1957)
S. D. Drell, J. D. Sullivan, Phys. Lett. **19**, 516 (1965).
- [16] G. t'Hooft and M. Veltman, Nucl. Phys. B **153**, 365 (1979).
- [17] E. A. Kuraev, G. Meledin, Preprint 76-91 (1976), Novosibirsk.
- [18] Nucl. Phys. B **122**, 485 (1977).
- [19] M. P. Rekalo and E. Tomasi-Gustafsson, Eur. Phys. J. A **22**, 331 (2004).
- [20] L. C. Maximon and L. A. Tjon, Phys. Rev. C **62**, 054320 (2000).
- [21] B. L. Ioffe, L. N. Lipatov, V. A. Khoze,
- [22] J. Arrington et al. nucl-ex/0408020.