

GENERALIZED PARTON DISTRIBUTIONS FROM NUCLEON FORM FACTORS

P. Kroll

*Fachbereich Physik, Universität Wuppertal, Germany
kroll@physik.uni-wuppertal.de*

Abstract

Results from a recent analysis of the zero-skewness generalized parton distributions (GPDs) for valence quarks are reviewed. The analysis bases on a physically motivated parameterization of the GPDs with a few free parameters adjusted to the nucleon form factor data. The Fourier transforms of the GPDs representing quark densities in the impact parameter plane, as well as moments of the GPDs are also discussed. The $1/x$ moments in particular form the soft physics input to Compton scattering off protons within the handbag approach. The Compton cross section evaluated from this information is found to be in good agreement with experiment.

Talk presented at the XI workshop on High Energy Spin Physics (SPIN 2005), JINR Dubna, September 2005

1 Introduction

In recent years we have learned how to deal with hard exclusive reactions within QCD. In analogy to hard inclusive reactions the process amplitudes factorize in partonic subprocess amplitudes, calculable in perturbation theory, and in GPDs which parameterize soft hadronic matrix elements. In some cases rigorous proofs of factorization exist. For other processes factorization is shown to hold in certain limits, under certain assumptions or is just a hypothesis. The GPDs which are defined by Fourier transforms of bilocal proton matrix elements of quark field operators [1], describe the emission and reabsorption of partons by the proton. For equal helicities of the emitted and reabsorbed parton the structure of the nucleon is described by four GPDs, termed H , \widetilde{H} , E and \widetilde{E} , for each quark flavor and the gluons. The GPDs are functions of three variables, the momentum transfer from the initial to the final proton, t , a momentum fraction x and the skewness, ξ . The latter variable is related to the difference of the individual momentum fractions the emitted and reabsorbed partons carry. The GPDs are subject to evolution and, hence, depend on the factorization scale μ , too. They satisfy the reduction formulas

$$H^q(x, \xi = 0, t = 0, \mu) = q(x, \mu), \quad \widetilde{H}^q(x, \xi = 0, t = 0, \mu) = \Delta q(x, \mu), \quad (1)$$

i.e. in the forward limit H and \widetilde{H} reduce to the usual unpolarized and polarized parton distributions (PDFs), respectively. Another property of the GPDs is the polynomiality which comes about as a consequence of Lorentz covariance

$$\int_{-1}^1 dx x^{m-1} H^q(x, \xi, t, \mu) = \sum_{i=0}^{[m/2]} h_{m,i}^q(t, \mu) \xi^i, \quad (2)$$

where $[m/2]$ denotes the largest integer smaller than or equal to $m/2$. Eq. (2) holds analogously for the other GPDs and, for $m = 1$, implies sum rules for the form factors of the nucleon, e.g.

$$F_1^q(t) \equiv h_{1,0}^q(t) = \int_{-1}^1 dx H^q(x, \xi, t, \mu). \quad (3)$$

Reinterpreting as usual a parton with a negative momentum fraction x as an antiparton with positive x ($H^{\bar{q}}(x) = -H^q(-x)$), one becomes aware that only the difference of the contributions from quarks and antiquarks of given flavor contribute to the sum rules. Introducing the combination

$$H_v^q(x, \xi, t, \mu) = H^q(x, \xi, t, \mu) - H^{\bar{q}}(x, \xi, t, \mu), \quad (4)$$

for positive x which, in the forward limit, reduces to the usual valence quark density $q_v(x) = q(x) - \bar{q}(x)$, one finds for the Dirac form factor the representation

$$F_1^{p(n)}(t) = e_{u(d)} \int_0^1 dx H_v^u(x, \xi, t, \mu) + e_{d(u)} \int_0^1 dx H_v^d(x, \xi, t, \mu). \quad (5)$$

Here, e_q is the charge of the quark q in units of the positron charge. Possible contributions from other flavors, $s - \bar{s}$ or $c - \bar{c}$, are neglected in the sum rule (5). A representation analogous to (5) holds for the Pauli form factor with H being replaced by E .

The isovector axial-vector form factor satisfies the sum rule ($\widetilde{H}^{\bar{q}}(x) = \widetilde{H}^q(-x)$)

$$F_A(t) = \int_0^1 dx \left\{ \widetilde{H}_v^u(x, \xi, t, \mu) - \widetilde{H}_v^d(x, \xi, t, \mu) + 2 \left[\widetilde{H}^{\bar{u}}(x, \xi, t, \mu) - \widetilde{H}^{\bar{d}}(x, \xi, t, \mu) \right] \right\}, \quad (6)$$

At least for small t the magnitude of the second integral in Eq. (6) reflects the size of the flavor non-singlet combination $\Delta \bar{u}(x) - \Delta \bar{d}(x)$ of forward densities. This difference is poorly known, and at present there is no experimental evidence that it might be large [2]. For instance, in the analysis of the polarized PDFs performed by Blümlein and Böttcher Ref. [3] it is zero. In a perhaps crude approximation the second term in (6) can be neglected. These simplifications to the sum rules (5) and (6) do not imply that the nucleon is assumed to consist solely of valence quarks. Sea quarks are there but the virtual photon that probes the quark content of the nucleon, sees only the differences between quark and antiquark distributions which are likely small.

2 A determination of the zero-skewness GPDs

Since the GPDs cannot be calculated from QCD with a sufficient degree of accuracy at present we have either to rely on models or to extract them from experiment as it has been done for the PDFs, see for instance Refs. [3, 4]. A first attempt to extract the GPDs phenomenologically has been carried through in Ref. [5] (for a similar analysis see Ref. [6]). The idea is to exploit the sum rules (5) and (6) and to determine the GPDs from the data [7] on the nucleon form factors, F_1 and F_2 for proton and neutron as well as F_A . Since the sum rules represent only the first moments of the GPDs this task is an ill-posed problem in a strict mathematical sense. Infinitely many moments are needed to deduce the integrand, i.e. the GPDs, unambiguously from an integral. However, from phenomenological experience with particle physics one expects the GPDs

to be smooth functions and a small number of moments will likely suffice to fix the GPDs. The extreme - and at present the only feasible - point of view is that the lowest moment of a GPD alone is sufficient [5]. Indeed, using recent results on PDFs [3, 4] and form factor data [7] in combination with physically motivated parameterizations of the GPDs, one can carry through this analysis. Needless to say that this method while phenomenologically successful as will be discussed below, does not lead to unique results. Other parameterizations which may imply different physics, cannot be excluded at the present stage of the art.

The sum rules (5), (6) are valid at all ξ but guessing a plausible parameterization of a function of three variables is a nearly hopeless task. Choosing the special value $\xi = 0$ for which the emitted and reabsorbed partons carry the same momentum fractions, has many advantages. One exclusively works in the so-called DGLAP region where $\xi \leq x$. In this region parton ideas apply and the Fourier transform of a GPD with respect to the momentum transfer Δ ($\Delta^2 = -t$) has a density interpretation in the impact parameter plane [8]. Moreover, as shown in Refs. [9, 10], wide-angle exclusive processes are controlled by generalized form factors that represent $1/x$ moments of zero-skewness GPDs. The parameterization that is exploited in Ref. [5] combines the usual PDFs with an exponential t dependence (the arguments $\xi = 0$ and μ are omitted in the following)

$$H_v^q(x, t) = q_v(x) \exp[tf_q(x)], \quad (7)$$

where the profile function reads

$$f_q(x) = [\alpha' \log(1/x) + B_q](1-x)^{n+1} + A_q x(1-x)^n. \quad (8)$$

This ansatz is motivated by the expected Regge behavior at low $-t$ and low x [11] (α' is the Regge slope for which the value 0.9 GeV^2 is imposed). For large $-t$ and large x , on the other hand, one expects a behavior like $f_q \sim 1-x$ from overlaps of light-cone wavefunctions [9, 12]. The ansatz (7), (8) interpolates between the two limits smoothly ¹ and allows for a stronger suppression of f_q in the limit $x \rightarrow 1$. It matches the following criteria for a good parameterization: simplicity, consistency with theoretical and phenomenological constraints, stability with respect to variations of PDFs and stability under evolution (scale dependence of the GPDs can be absorbed into parameters).

Using the CTEQ PDFs [4], one obtains a reasonable fit of the ansatz (7), (8) to the data on the Dirac form factor (from $-t = 0$ up to $\simeq 30 \text{ GeV}^2$) with the parameters

$$\begin{aligned} B_u &= B_d = (0.59 \pm 0.03) \text{ GeV}^{-2}, \\ A_u &= (1.22 \pm 0.020) \text{ GeV}^{-2}, \quad A_d = (2.59 \pm 0.29) \text{ GeV}^{-2}, \end{aligned} \quad (9)$$

quoted for the case $n = 2$ and at a scale of $\mu = 2 \text{ GeV}$. In Fig. 1 the results for H_v^q are shown at three values of t . While at small $-t$ the behavior of the GPD still reflects that of the parton densities it exhibits a pronounced maximum at larger values of $-t$. The maximum becomes more pronounced with increasing $-t$ and its position moves towards $x = 1$. In other words only a limited range of x contributes to the form factor substantially. The quality of the fit is very similar in both the cases, $n = 1$ and 2; the results for the GPDs agree well with each other. Substantial differences between the two

¹The parameter B_q is not needed if α' is freed. A fit to the data of about the same quality and with practically the same results for the GPDs is obtained for $\alpha' \simeq 1.4$.

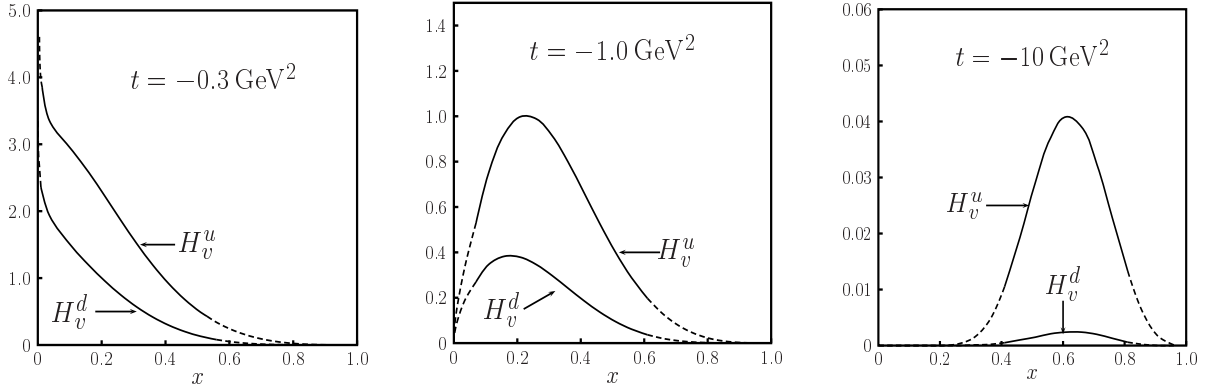


Figure 1: Results for $H_v^q(x, t)$ at the scale $\mu = 2$ GeV and for $n = 2$ obtained in [5]. In each of the regions indicated by dashed lines, 5% of the total value of the sum rule (5) are accumulated.

results only occur for very low and very large values of x , i.e. in the regions which are nearly insensitive to the present form factor data. It is the physical interpretation of the results which favours the fit with $n = 2$. Indeed the average distance between the struck quark and the cluster of spectators becomes unphysical large for $x \rightarrow 1$ in the case $n = 1$; it grows like $\sim (1 - x)^{-1}$ while, for $n = 2$, it tends towards a constant value of about 0.5 fm [5].

The analysis of the axial and Pauli form factors, with parameterizations analogous to Eqs. (7), (8), provides the GPDs \tilde{H} and E . In general they behave similar to H . Noteworthy differences are the opposite signs of $\tilde{H}_v^u(E_v^u)$ and $\tilde{H}_v^d(E_v^d)$ and the approximately same magnitude of E_v^u and E_v^d at least for not too large values of $-t$. For H_v^q and \tilde{H}_v^q , on the other hand, the d -quark contributions are substantially smaller in magnitude than the u -quark ones, see Fig. 1. Since there is no data available for the pseudoscalar form factor of the nucleon the GPD \tilde{E} cannot be determined this way.

3 Moments of the GPDs

Having the GPDs at disposal one can evaluate various moments, some of them are displayed in Fig. 2. Comparison with recent results from lattice QCD [13] reveals remarkable agreement of their t dependencies given the uncertainties of the GPD analysis [5] and of the lattice calculations. It is to be stressed that the results presented in Refs. [13] are provided for a scenario in which the pion has a mass of 600 to 800 MeV. The extrapolation to the chiral limit is therefore problematic and may entail failures of the normalization of the moments. An interesting property of the moments is that the u and d quark contributions decrease with different rates at large $-t$. Because at large $-t$ the dominant contribution to the form factors comes from a narrow region of large x , see Fig. 1, one can use the large x approximations

$$q_v \sim (1 - x)^{\beta_q}, \quad f_q \sim A_q(1 - x)^2, \quad (10)$$

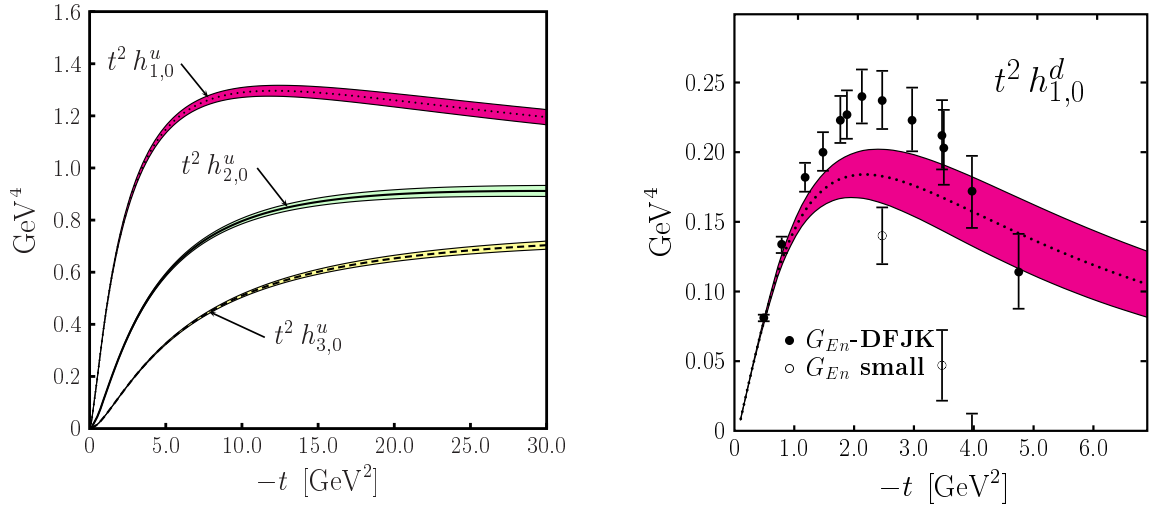


Figure 2: Left: The first three moments of H_v^u scaled by t^2 . The error bands denote the parametric uncertainties. Right: The lowest moment of H_v^d scaled by t^2 . The shaded band represents the results obtained in Ref. [5]. Data are taken from [7, 15].

and evaluate the sum rule (5) in the saddle point approximation. This leads to

$$h_{1,0}^q \sim |t|^{-(1+\beta_q)/n}, \quad 1 - x_s = \left(\frac{n}{\beta_q} A_q |t| \right)^{-1/n}, \quad (11)$$

where x_s is the position of the saddle point. For $n = 2$ the saddle point lies within the region where the GPD is large ² and using the CTEQ values for β_q ($\beta_u \simeq 3.4$ and $\beta_d \simeq 5$ [4]) one obtains a drop of the form factor $h_{1,0}^u$ slightly faster than t^{-2} while the d -quark form factor falls as t^{-3} . Strengthened by the charge factor the u -quark contribution dominates the proton's Dirac form factor ³ for $-t$ larger than about 5 GeV², the d -quark contribution amounts to less than 10%. This is what can be seen in Figs. 2. The power behavior bears resemblance to the Drell-Yan relation [14]. In fact the common underlying dynamics is the Feynman mechanism ⁴. The Drell-Yan relation is, however, an asymptotic result ($x \rightarrow 1$, $t \rightarrow -\infty$) which bases on the assumption of valence Fock state dominance, i.e. on the absence of sea quarks. The different powers for u and d quarks signal that the asymptotic region where the dimensional counting rules apply, has not yet been reached.

One may object to the different powers that they are merely a consequence of the chosen parameterization (7), (8). However, this is likely not the case. The moments $h_{1,0}^q$ can directly be extracted from the form factor data [7]. The experimental results for the d -quark moment are shown in Fig. 2. The sharp drop of it for increasing $-t$ is clearly visible. The small deviations between data and the moment obtained in [5] are caused by the very precise but still preliminary CLAS data [15] for G_M^n . These data have been

²For $n = 1$ this is only the case for $-t$ larger than 30 GeV². The onset of the corresponding power behaviour of the form factors occurs for larger $-t$.

³This implies the ratio $F_1^n/F_1^p = e_d/e_u$ at large $-t$.

⁴The Feynman mechanism applies in the soft region where $1 - x \sim \Lambda/\sqrt{-t}$ and the virtualities of the active partons are $\sim \Lambda\sqrt{-t}$ (Λ is a typical hadronic scale).

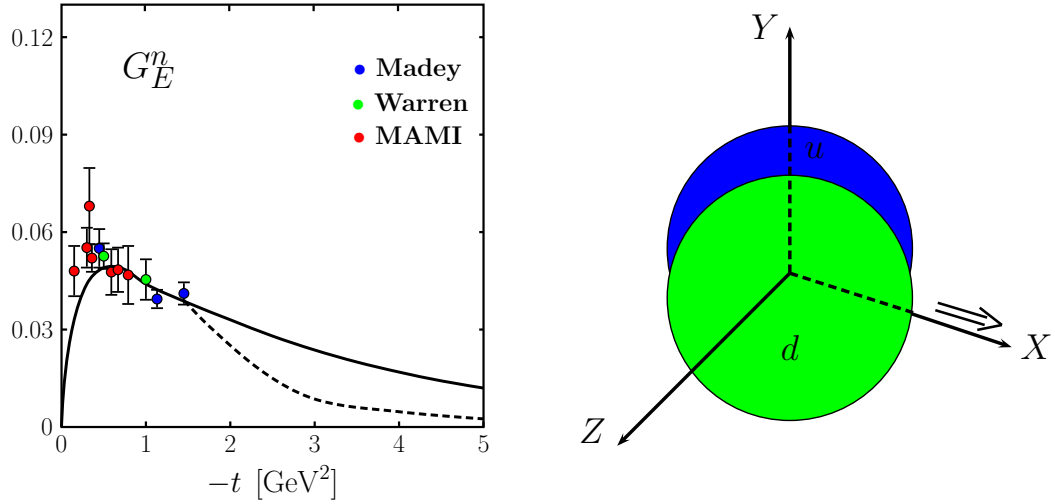


Figure 3: Left: The electric form factor of the neutron versus t [16]. The lines represent different extrapolations, see text. Right: Sketch of flavor segregation in a transversally polarized proton.

utilized in the extraction of the moments $h_{1,0}^q$ but not in the analysis in Ref. [5]. Worst measured of the four form factors is the electric one of the neutron. The recent data [16] on it are shown in Fig. 3. Above 1.5 GeV^2 no data is available as yet and extrapolations to larger $-t$ are to be used. The solid line has been used in Ref. [5] and in the determination of $h_{1,0}^q$ from data. If the electric form factor is smaller than that extrapolation (e.g. the dashed line) $h_{1,0}^d$ falls even faster. Thus, except G_E^n is much larger than expected, the rapid decrease of $h_{1,0}^d$ seems to be an experimental fact. Future JLab data on G_E^n will settle this question.

A combination of the second moments of H and E at $t = 0$ is Ji's sum rule [17] which allows for an evaluation of the valence quark contribution to the orbital angular momentum the quarks inside the proton carry

$$\langle L_v^q \rangle = \frac{1}{2} \int_0^1 dx [xE_v^q(x, t=0) + xq_v(x) - \Delta q_v(x)]. \quad (12)$$

The analysis of the GPDs leads to

$$\langle L_v^u \rangle = -(0.24 - 0.27), \quad \langle L_v^d \rangle = 0.15 - 0.19, \quad (13)$$

for the valence quark contributions to the orbital angular momentum at a scale of $\mu = 2 \text{ GeV}$.

While the parton distributions only provide information on the longitudinal distribution of quarks inside the nucleon, GPDs also give access to the transverse position distributions of partons within the proton. Thus, the Fourier transform of H

$$q_v(x, \mathbf{b}) = \int \frac{d^2 \Delta}{(2\pi)^2} e^{-i\mathbf{b} \cdot \Delta} H_v^q(x, t = -\Delta^2), \quad (14)$$

gives the probability of finding a valence quark with longitudinal momentum fraction x and impact parameter $\mathbf{b} = (b^X, b^Y)$ as seen in a frame in which the proton moves rapidly

in the Z direction. Together with the analogous Fourier transform of $E_v^q(x, t)$ one can form the combination (m_p being the mass of the proton)

$$q_v^X(x, \mathbf{b}) = q_v(x, \mathbf{b}) - \frac{b^Y}{m_p} \frac{\partial}{\partial \mathbf{b}^2} e_v^q(x, \mathbf{b}), \quad (15)$$

which gives the probability to find an unpolarized valence quark with momentum fraction x and impact parameter \mathbf{b} in a proton that moves rapidly along the Z direction and is polarized along the X direction [8]. As shown in Ref. [5], for small x one observes a very broad distribution while at large x it becomes more focused on the center of momentum defined by $\sum_i x_i \mathbf{b}_i = 0$ ($\sum_i x_i = 1$). In a proton that is polarized in the X direction the symmetry around the Z axis is lost and the center of the density is shifted in the Y direction away from the center of momentum, downward for d quarks and upward for u ones. In other words, a polarization of the proton induces a flavor segregation in the direction orthogonal to the direction of the polarization and the proton momentum, see Fig. 3. This effect may be responsible for certain asymmetries as, for instance, that one observed in $p \uparrow p \rightarrow \pi^\pm X$.

4 Wide-angle scattering

As mentioned previously the analysis of the GPDs gives insight in the transverse distribution of quarks inside the proton. However, there is more in it. With the $\xi = 0$ GPDs at hand one can predict hard wide-angle exclusive reactions like Compton scattering off protons or meson photo- and electroproduction. For these reactions one can work in a so-called symmetrical frame where the skewness is zero. It has been argued [9, 10] that, for large Mandelstam variables ($s, -t, -u \gg \Lambda^2$), the amplitudes for these reactions factorize into a hard partonic subprocess, e.g. Compton scattering off quarks, and in form factors representing $1/x$ -moments of zero-skewness GPDS (see Fig. 4). For Compton scattering these form factors read

$$\begin{aligned} R_V(t) &\simeq \sum_{q=u,d} e_q^2 \int_0^1 \frac{dx}{x} H_v^q(x, t), \\ R_A(t) &\simeq \sum_{q=u,d} e_q^2 \int_0^1 \frac{dx}{x} \widetilde{H}_v^q(x, t), \\ R_T(t) &\simeq \sum_{q=u,d} e_q^2 \int_0^1 \frac{dx}{x} E_v^q(x, t). \end{aligned} \quad (16)$$

In these expressions contributions from sea quarks have been neglected⁵. An analogous pseudoscalar form factor related to the GPD \widetilde{E} , decouples in the symmetric frame. Numerical results for the Compton form factors are shown in Fig. 4. To leading-order of pQCD the Compton cross section reads[9, 18]

$$\frac{d\sigma}{dt} = \frac{d\hat{\sigma}}{dt} \left\{ \frac{1}{2} \left[R_V^2(t) + \frac{-t}{4m^2} R_T^2(t) + R_A^2(t) \right] \right\}$$

⁵An estimate of the sea quark contributions may be obtained by using the ansatz (7) with the same profile function for the sea quarks as for the valence ones but replacing the valence quark density with the CTEQ [4] antiquark ones. The so estimated contributions are indeed small.

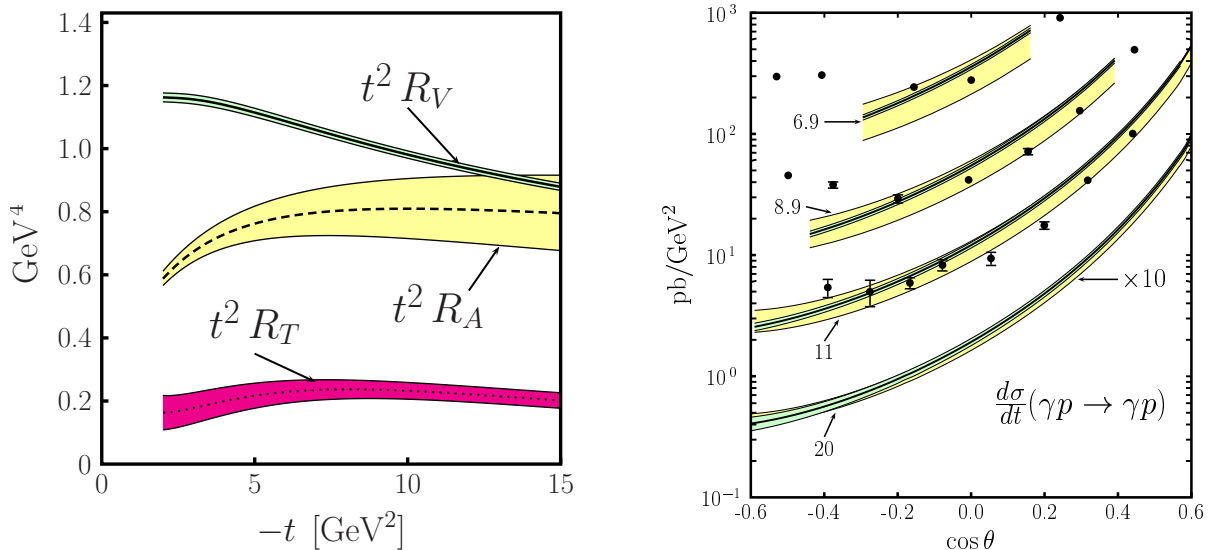


Figure 4: Left: The Compton form factors, scaled by t^2 , evaluated from the GPDs determined in Ref. [5]. The bands represent the parametric uncertainties of the form factors. Right: The Compton cross section versus the c.m.s. scattering angle θ at $s = 6.9, 8.9, 11$ and 20 GeV^2 . The error bands are explained in the text. Data are taken from Ref. [19].

$$-\frac{us}{s^2 + u^2} \left[R_V^2(t) + \frac{-t}{4m^2} R_T^2(t) - R_A^2(t) \right] \Big\} , \quad (17)$$

where $d\hat{\sigma}/dt$ is the Klein-Nishina cross section for Compton scattering off massless, point-like spin-1/2 particles of charge unity. Inserting the Compton form factors (16) into Eqs. (17), one can predict the Compton cross section in the wide-angle region. The results for sample values of s are shown in Fig. 4 and compared to recent measurements from JLab [19]. The inner bands of the predictions for $d\sigma/dt$ reflect the parametric errors of the form factors. The outer bands indicate the size of target mass corrections, see Ref. [20]. In order to comply with the kinematical requirements for handbag factorization, at least in a minimal fashion, predictions are only shown for $-t$ and $-u$ larger than about 2.5 GeV^2 . Fair agreement between theory and experiment is to be seen. Next-to-leading order QCD corrections to the subprocess have been calculated in Ref. [18]. They are not displayed in (17) but taken into account in the numerical results.

The handbag approach also applies to wide-angle photo- and electroproduction of pseudoscalar and vector mesons [21]. The amplitudes again factorize into a parton-level subprocess, $\gamma q \rightarrow Mq$ now, and form factors which represent $1/x$ -moments of GPDs. Their flavor composition reflects the valence quark content of the produced meson. Therefore, the form factors which occur in photo- and electroproduction of pions and ρ mesons, can also be evaluated from the GPDs given in Ref. [5].

One may also consider the time-like process $\gamma\gamma \leftrightarrow p\bar{p}$ within the handbag approach [22]. Similar form factors as in the space-like region occur but they are now functions of s and represent moments of the $p\bar{p}$ distribution amplitudes, time-like versions of GPDs. With sufficient data on the time-like electromagnetic form factors at disposal one may attempt a determination of the time-like GPDs.

5 Outlook

Results from a first analysis of GPDs at zero skewness have been reviewed. This analysis, has been performed in analogy to those of the usual parton distributions, rests upon a physically motivated parameterization of the GPDs fitted to the available nucleon form factor data. The analysis provides results on the valence-quark GPDs H , \tilde{H} and E . The distribution of the quarks in the impact parameter plane transverse to the direction of the nucleon's momentum can be evaluated from them. Polarizing the nucleon induces a flavor segregation in the direction orthogonal to the those of the nucleon's momentum and of its polarization. The average orbital angular momentum of the valence quarks can be estimated from the obtained GPDs, too. Within the handbag approach the soft physics input to hard wide-angle exclusive reactions is encoded in specific form factors which represent $1/x$ moments of zero-skewness GPDs. Using the GPDs determined in Ref. [5], one can evaluate these form factors and, for instance, predict the wide-angle Compton cross section. The results are found to be in good agreement with experiment.

An analysis as that one performed in Ref. [5] can only be considered as a first attempt towards a determination of the GPDs. It needs improvements in various aspects. High quality data on the form factors at larger t are required in order to stabilize the parameterization. JLab will provide such data in the near future. As already mentioned CLAS [15] will come up with data on G_M^n up to about 5 GeV². G_E^n will be measured up to about 3.3 GeV² next year and G_E^p up to 9 GeV² in 2007. The upgraded Jlab will allow measurements of the nucleon form factors up to about 13 GeV². Data on the axial form factor are needed in order to improve our knowledge of \tilde{H} .

Up to now only the sum rules (5), (6) have been utilized in the GPD analysis. As mentioned above, in this situation parameterizations of the GPDs are required with the consequence of non-unique results. An alternative ansatz [5] is for instance

$$H_v^q(x, t) = q_v(x) [1 - t f_q(x)/p]^{-p}. \quad (18)$$

Although reasonable fits to the form factors are obtained with (18) for $p \gtrsim 2.5$, it is physically less appealing than the parameterization (7): the combination of Regge behavior at small x and t with the dynamics of the Feynman mechanism is lost. The resulting GPDs have a broader shape and $H(x = 0, t)$ remains finite. Thus, small x also contribute to the large- t form factors. Higher moments are needed in order to lessen the dependence on the chosen parameterization for the GPDs. Such moments can be provided by lattice gauge theories. The present lattice results [13] are however calculated in scenarios where the pion is heavy (typically 600 – 800 MeV) and the extrapolation to the chiral limit is uncertain. Obviously such results are inappropriate for use in a GPD analysis. In a few years the quality of the moments from lattice gauge theories may suffice. It is also tempting to use the data on wide-angle Compton scattering [19] which imply information on $1/x$ moments of the GPDs. However, even at the highest measured energy, $s = 11$ GeV², the Compton cross section may still be contaminated by power corrections rendering its use in a GPD analysis dubious. For data at, say, $s = 20$ GeV² the situation may be different. Instead of a parameterization one may use the maximum entropy method [23] for the extraction of the GPDs from the sum rules. This method has not yet been utilized for this purpose.

Up to now only the zero-skewness GPDs have been determined. Although the sum

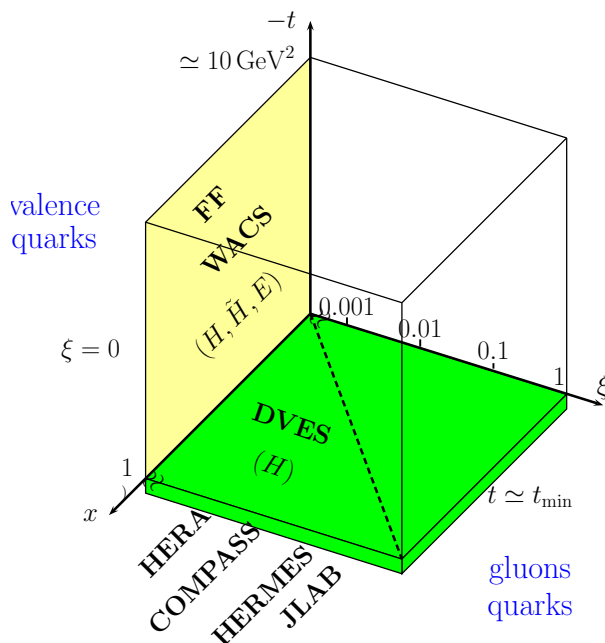


Figure 5: Experimental information on GPDs.

rules (5), (6) are valid at all values of the skewness it seems a hopeless task to extract functions of three variables from them. Additional information is demanded in the case of $\xi \neq 0$ and will be provided by deeply virtual exclusive scattering (DVES). The skewness is related to Bjorken- x in DVES and, hence, non-zero. At large Q^2 but small t the amplitudes for DVES are given by a convolution of GPDs and appropriate subprocess amplitudes. The convolution possesses poles at $x = \pm\xi$. For Compton scattering the pole terms can directly be isolated in the interference region with the Bethe-Heitler process and will lead to a nearly model-independent determination of $H(\xi, \xi, t)$. For $x \neq \xi$ parameterizations of the GPDs will most likely be needed. At present a number of experiments on DVES are running (HERA, COMPASS, HERMES, JLab). In Fig. 5 kinematical regions are shown as shaded areas in which information on GPDs is currently accumulated. A lot of work is ahead of us before we can say that we have a fair knowledge on the GPDs.

Acknowledgments

It is a pleasure to thank Anatoly Efremov and the other members of the organizing committee for organizing this interesting meeting and for the hospitality extended to him at Dubna. This work has been supported in part by the Heisenberg-Landau program.

References

- [1] D. Müller, D. Robaschik, B. Geyer, F. M. Dittes and J. Hořejši, Fort. Phys. **42**,101 (1994); A. V. Radyushkin, Phys. Rev. D **56**, 5524 (1997); X. Ji, Phys. Rev. D **55**, 7114 (1997).
- [2] A. Airapetian *et al.* [HERMES Collaboration], Phys. Rev. Lett. **92**, 012005 (2004).

- [3] J. Blümlein and H. Böttcher, Nucl. Phys. B **636**, 225 (2002).
- [4] J. Pumplin *et al* [CTEQ collaboration], JHEP **0207**, 012 (2002).
- [5] M. Diehl, T. Feldmann, R. Jakob and P. Kroll, Eur. Phys. J. C **39**, 1 (2005).
- [6] M. Guidal, M. V. Polyakov, A. V. Radyushkin and M. Vanderhaeghen, Phys. Rev. D **72**, 054013 (2005).
- [7] E.J. Brash *et al*, Phys. Rev. C **65**, 051001 (2002).
- [8] M. Burkardt, Int. J. Mod. Phys. A **18**, 173 (2003).
- [9] M. Diehl, T. Feldmann, R. Jakob and P. Kroll, Eur. Phys. J. C **8**, 409 (1999).
- [10] A. V. Radyushkin, Phys. Rev. D **58**, 114008 (1998).
- [11] H.D.I. Arbarbanel, M.L. Goldberger and S.B. Treiman, Phys. Rev. Lett. **22**, 500 (1969); P.V. Landshoff, J.C. Polkinghorne and R.D. Short, Nucl. Phys. B **28**, 225 (1971).
- [12] M. Diehl, T. Feldmann, R. Jakob, and P. Kroll, Nucl. Phys. B **596**, 33 (2001), Erratum-ibid. **605**, 647 (2001).
- [13] P. Hägler, J. W. Negele, D. B. Renner, W. Schroers, T. Lippert and K. Schilling [LHPC Collaboration], Eur. Phys. J. A **24S1**, 29 (2005); M. Göckeler *et al.* [QCDSF Collaboration], Phys. Lett. B **609**, 265 (2005).
- [14] S. D. Drell and T. M. Yan, Phys. Rev. Lett. **24**, 181 (1970).
- [15] W. K. Brooks and J. D. Lachniet, Nucl. Phys. A **755**, 261 (2005) [nucl-ex/0504028].
- [16] R. Madey *et al.* [E93-038 Collaboration], Phys. Rev. Lett. **91**, 122002 (2003); G. Warren *et al.* [Jefferson Lab E93-026 Collaboration], Phys. Rev. Lett. **92**, 042301 (2004); J. Friedrich and T. Walcher, Eur. Phys. J. A **17**, 607 (2003) and references therein.
- [17] X.-D. Ji, Phys. Rev. Lett. **78**, 610 (1997).
- [18] H. W. Huang, P. Kroll and T. Morii, Eur. Phys. J. C **23**, 301 (2002)[Erratum-ibid. C **31**, 279 (2003)].
- [19] A. Danagulian, A. M. Nathan, M. Roedelbronn, D. J. Hamilton, C. E. Hyde-Wright, V. H. Mamian and B. Wojtsekhowski, Nucl. Phys. A **755**, 281 (2005).
- [20] M. Diehl *et al.*, Phys. Rev. D **67**, 037502 (2003).
- [21] H. W. Huang and P. Kroll, Eur. Phys. J. C **17**, 423 (2000); H. W. Huang, R. Jakob, P. Kroll and K. Passek-Kumericki, Eur. Phys. J. C **33**, 91 (2004).
- [22] M. Diehl, P. Kroll and C. Vogt, Eur. Phys. J. C **26**, 567 (2003).
- [23] M. Jarrell and J.E. Gubernatis, Phys. Rept. **269**, 133 (1996); P. Faccioli, private communication