

# Double Transverse-Spin Asymmetries in Drell–Yan Processes with Antiprotons

Vincenzo Barone<sup>a</sup>, Alessandro Cafarella<sup>b,c</sup>, Claudio Corianò<sup>b</sup>,  
Marco Guzzi<sup>b,d</sup> and Philip G. Ratcliffe<sup>d</sup>

<sup>a</sup>*Di.S.T.A., Università del Piemonte Orientale “A. Avogadro”,  
and INFN, Gruppo Collegato di Alessandria, 15100 Alessandria, Italy*

<sup>b</sup>*Dipartimento di Fisica, Università di Lecce,  
and INFN, Sezione di Lecce, 73100 Lecce, Italy*

<sup>c</sup>*Department of Physics, University of Crete, 71003 Heraklion, Greece*

<sup>d</sup>*Dipartimento di Fisica e Matematica, Università dell’Insubria,  
22100 Como, Italy, and INFN, Sezione di Milano, 20133 Milano, Italy*

---

## Abstract

We present next-to-leading order predictions for double transverse-spin asymmetries in Drell–Yan dilepton production initiated by proton–antiproton scattering. The kinematic region of the proposed PAX experiment at GSI:  $30 \lesssim s \lesssim 200 \text{ GeV}^2$  and  $2 \lesssim M \lesssim 7 \text{ GeV}$  is examined. The Drell–Yan asymmetries turn out to be large, in the range 20 – 40%. We show that the double transverse-spin asymmetry for  $J/\psi$  production is of the same order of magnitude. Measuring these asymmetries would provide the cleanest determination of the quark transversity distributions.

*Key words:* Drell–Yan, transversity

*PACS:* 13.88.+e, 13.85.-t

---

1. The experiments with antiproton beams planned for the next decade in the High-Energy Storage Ring at GSI will provide a variety of perturbative and non-perturbative tests of QCD [1]. In particular, the possible availability of *transversely polarised* antiprotons opens the way to direct investigation of transversity, which is currently one of the main goals of high-energy spin physics [2]. The quark transversity (*i.e.* transverse polarisation) distributions  $\Delta_T q$  were first introduced and studied in the context of transversely polarised Drell–Yan (DY) production [3]; this is indeed the cleanest process probing these quantities. In fact, whereas in semi-inclusive deep-inelastic scattering transversity couples to another unknown quantity, the Collins fragmentation function [4], rendering the extraction of  $\Delta_T q$  a not straightforward task, the DY double-spin asymmetry

$$A_{TT}^{DY} \equiv \frac{d\sigma^{\uparrow\uparrow} - d\sigma^{\uparrow\downarrow}}{d\sigma^{\uparrow\uparrow} + d\sigma^{\uparrow\downarrow}} = \frac{\Delta_T \sigma}{\sigma_{\text{unp}}} \quad (1)$$

only contains combinations of transversity distributions. At leading order, for instance, for the process  $p^\uparrow p^\uparrow \rightarrow \ell^+ \ell^- X$  one has

$$A_{TT}^{DY} = a_{TT} \frac{\sum_q e_q^2 [\Delta_T q(x_1, M^2) \Delta_T \bar{q}(x_2, M^2) + \Delta_T \bar{q}(x_1, M^2) \Delta_T q(x_2, M^2)]}{\sum_q e_q^2 [q(x_1, M^2) \bar{q}(x_2, M^2) + \bar{q}(x_1, M^2) q(x_2, M^2)]}, \quad (2)$$

where  $M$  is the invariant mass of the lepton pair,  $q(x, M^2)$  is the unpolarised distribution function, and  $a_{TT}$  is the spin asymmetry of the QED elementary process  $q\bar{q} \rightarrow \ell^+ \ell^-$ . In the dilepton centre-of-mass frame, integrating over the production angle  $\theta$ , one has

$$a_{TT}(\varphi) = \frac{1}{2} \cos 2\varphi, \quad (3)$$

where  $\varphi$  is the azimuthal angle of the lepton-pair plane with respect to the initial-state polarisation axis.

Measurement of  $p^\uparrow p^\uparrow$  DY is planned at RHIC [5]. It turns out, however, that  $A_{TT}^{DY}(pp)$  is rather small at such energies [6,7,8], no more than a few percent (similar values are found for double transverse-spin asymmetries in prompt-photon production [9]). The reason is twofold: 1)  $A_{TT}^{DY}(pp)$  depends on antiquark transversity distributions, which are most likely to be smaller than valence transversity distributions; 2) RHIC kinematics ( $\sqrt{s} = 200$  GeV,  $M < 10$  GeV and  $x_1 x_2 = M^2/s \lesssim 3 \times 10^{-3}$ ) probes the low- $x$  region, where QCD evolution suppresses  $\Delta_T q(x, M^2)$  as compared to the unpolarised distribution  $q(x, M^2)$  [10,11]. The problem may be circumvented by studying transversely polarised proton–*anti*proton DY production at more moderate energies. In this case a much larger asymmetry is expected [6,12,13] since  $A_{TT}^{DY}(p\bar{p})$  is dominated by valence distributions at medium  $x$ . The PAX collaboration has proposed the study of  $p^\uparrow \bar{p}^\uparrow$  Drell–Yan production in the High-Energy Storage Ring (HESR) at GSI, in the kinematic region  $30 \text{ GeV}^2 \lesssim s \lesssim 200 \text{ GeV}^2$ ,

$2\text{ GeV} \lesssim M \lesssim 10\text{ GeV}$  and  $x_1 x_2 \gtrsim 0.1$  [14]. An antiproton polariser for the PAX experiment is currently under study [15]: the aim is to achieve a polarisation of  $30 - 40\%$ , which would render the measurement of  $A_{TT}^{DY}(p\bar{p})$  very promising.

Leading-order predictions for the  $p\bar{p}$  asymmetry at moderate  $s$  were presented in [12]. It was also suggested there to access transversity in the  $J/\psi$  resonance production region, where the production rate is much higher. The purpose of this paper is to extend the calculations of [12] to next-to-leading order (NLO) in QCD.<sup>1</sup> This is a necessary check of the previous conclusions, given the moderate values of  $s$  in which we are interested. We shall see that the NLO corrections are actually rather small and double transverse-spin asymmetries are confirmed to be of order  $20 - 40\%$ .

**2.** The kinematic variables describing the Drell–Yan process are (1 and 2 denote the colliding hadrons):

$$\xi_1 = \sqrt{\tau} e^y, \quad \xi_2 = \sqrt{\tau} e^{-y}, \quad y = \frac{1}{2} \ln \frac{\xi_1}{\xi_2}, \quad (4)$$

with  $\tau = M^2/s$ . We denote by  $x_1$  and  $x_2$  the longitudinal momentum fractions of the incident partons. At leading order,  $\xi_1$  and  $\xi_2$  coincide with  $x_1$  and  $x_2$ , respectively. The QCD factorisation formula for the transversely polarised cross-section for the proton–antiproton Drell–Yan process is

$$\begin{aligned} \frac{d\Delta_T\sigma}{dM \, dy \, d\varphi} = \sum_q e_q^2 \int_{\xi_1}^1 dx_1 \int_{\xi_2}^1 dx_2 \Big[ \Delta_T q(x_1, \mu^2) \Delta_T q(x_2, \mu^2) \\ + \Delta_T \bar{q}(x_1, \mu^2) \Delta_T \bar{q}(x_2, \mu^2) \Big] \frac{d\Delta_T \hat{\sigma}}{dM \, dy \, d\varphi}, \quad (5) \end{aligned}$$

where  $\mu$  is the factorisation scale. Note that, since gluons may not be transversely polarised (there is no such thing as a gluon transversity distribution for a spin one-half object), only quark–antiquark annihilation subprocesses (with their radiative corrections) contribute to  $d\Delta_T\sigma$ . In Eq. (5) we use the fact that antiquark distributions in antiprotons equal quark distributions in protons, and *viceversa*. At NLO, *i.e.* at order  $\alpha_s$ , the hard-scattering cross-section

---

<sup>1</sup> The results presented here were communicated at the QCD–PAC meeting at GSI (March 2005) and reported by one of us (M.G.) at the Int. Workshop “Transversity 2005” (Como, September 2005) [16].

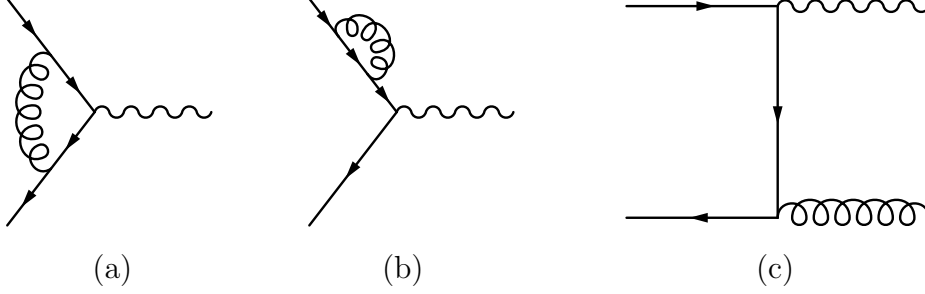


Fig. 1. Elementary processes contributing to the transverse Drell–Yan cross-section at NLO: (a, b) virtual-gluon corrections and (c) real-gluon emission.

$d\Delta_T \hat{\sigma}^{(1)}$ , taking the diagrams of Fig. 1 into account, is given by [7]

$$\begin{aligned}
\frac{d\Delta_T \hat{\sigma}^{(1), \overline{\text{MS}}}}{dM \, dy \, d\varphi} &= \frac{2\alpha^2}{9sM} C_F \frac{\alpha_s(\mu^2)}{2\pi} \frac{4\tau(x_1 x_2 + \tau)}{x_1 x_2 (x_1 + \xi_1)(x_2 + \xi_2)} \cos(2\varphi) \\
&\times \left\{ \delta(x_1 - \xi_1) \delta(x_2 - \xi_2) \left[ \frac{1}{4} \ln^2 \frac{(1 - \xi_1)(1 - \xi_2)}{\tau} + \frac{\pi^2}{4} - 2 \right] \right. \\
&+ \delta(x_1 - \xi_1) \left[ \frac{1}{(x_2 - \xi_2)_+} \ln \frac{2x_2(1 - \xi_1)}{\tau(x_2 + \xi_2)} + \left( \frac{\ln(x_2 - \xi_2)}{x_2 - \xi_2} \right)_+ + \frac{1}{x_2 - \xi_2} \ln \frac{\xi_2}{x_2} \right] \\
&+ \frac{1}{2[(x_1 - \xi_1)(x_2 - \xi_2)]_+} + \frac{(x_1 + \xi_1)(x_2 + \xi_2)}{(x_1 \xi_2 + x_2 \xi_1)^2} - \frac{3 \ln \left( \frac{x_1 x_2 + \tau}{x_1 \xi_2 + x_2 \xi_1} \right)}{(x_1 - \xi_1)(x_2 - \xi_2)} \\
&+ \ln \frac{M^2}{\mu^2} \left[ \delta(x_1 - \xi_1) \delta(x_2 - \xi_2) \left( \frac{3}{4} + \frac{1}{2} \ln \frac{(1 - \xi_1)(1 - \xi_2)}{\tau} \right) + \frac{\delta(x_1 - \xi_1)}{(x_2 - \xi_2)_+} \right] \Big\} \\
&+ [1 \leftrightarrow 2]. \quad (6)
\end{aligned}$$

The unpolarised Drell–Yan differential cross-section can be found, for instance, in [17]; besides the diagrams of Fig. 1, it also includes the contribution of quark–gluon scattering processes.

**3.** To compute the Drell–Yan asymmetries we need an assumption for the transversity distributions, which as yet are completely unknown. We might suppose, for instance, that transversity equals helicity at some low scale, as suggested by confinement models [10] (this is exactly true in the non-relativistic limit). Thus, one possibility is

$$\Delta_T q(x, \mu_0^2) = \Delta q(x, \mu_0^2), \quad (7)$$

where typically  $\mu_0 \lesssim 1 \text{ GeV}$ . Another possible assumption for  $\Delta_T q$  is the

saturation of Soffer's inequality [18], namely

$$|\Delta_T q(x, \mu_0^2)| = \frac{1}{2} [q(x, \mu_0^2) + \Delta q(x, \mu_0^2)], \quad (8)$$

which represents an upper bound on the transversity distributions.

Since Eqs. (7) and (8) make sense only at very low scales, in practical calculations one has to resort to radiatively generated helicity and number densities, such as those provided by the GRV fits [19]. The GRV starting scale is indeed (at NLO)  $\mu_0^2 = 0.40 \text{ GeV}^2$ . We should however bare in mind that in the GRV parametrisation there is a sizeable gluon contribution to the nucleon's helicity already at the input scale ( $\Delta g$  is of order 0.5). On the other hand, as already mentioned, gluons do not contribute to the nucleon's transversity. Thus, use of Eq. (7) with the GRV parametrisation may lead to substantially underestimating the quark transversity distributions and hence is a sort of “minimal bound” for transversity. Incidentally, the experimental verification or otherwise of the theoretical predictions of  $A_{TT}$  based on the low-scale constraints (7, 8) would represent an indirect test of the “valence glue” hypothesis behind the GRV fits.

After setting the initial condition (7) or (8), all distributions are evolved at NLO according to the appropriate DGLAP equations (the numerical codes we use to solve the DGLAP equations are described in [20]). The  $u$  sector of transversity is displayed in Fig. 2 for the minimal bound (7) and for the Soffer bound (8).

The transverse Drell–Yan asymmetry  $A_{TT}^{DY}/a_{TT}$ , integrated over  $M$  between 2 GeV and 3 GeV (*i.e.* below the  $J/\psi$  resonance region), for various values of  $s$  is shown in Fig. 3. As can be seen, the asymmetry is of order of 30% for  $s = 30 \text{ GeV}^2$  (fixed-target option) and decreases by a factor 2 for a centre-of-mass energy typical of the collider mode ( $s = 200 \text{ GeV}^2$ ). The corresponding asymmetry obtained by saturating the Soffer bound, that is by using Eq. (8) for the input distributions, is displayed in Fig. 4. As expected, it is systematically larger, rising to over 50% for the fixed-target kinematics.

Above the  $J/\psi$  peak  $A_{TT}^{DY}/a_{TT}$  appears as shown in Fig. 5, where we present the results obtained with the minimal bound (7). Comparing Figs. 3 and 5, we see that the asymmetry increases at larger  $M$  (recall though that the cross-section falls rapidly with growing  $M$ ).

The importance of NLO QCD corrections can be appreciated from Fig. 6, where one sees that the NLO effects hardly modify the asymmetry since the  $K$  factors of the transversely polarised and unpolarised cross-sections are similar to each other and therefore cancel out in the ratio.

A *caveat* is in order at this point. The GSI kinematics is dominated by the do-

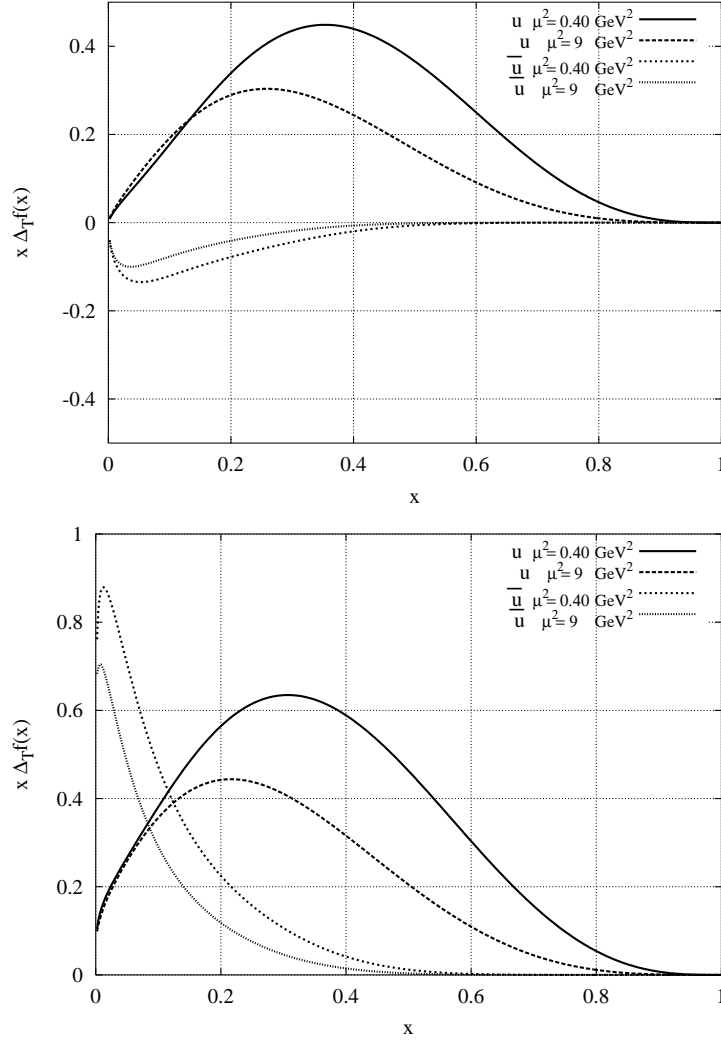


Fig. 2. The  $u$  and  $\bar{u}$  transversity distributions, as obtained from the GRV parametrisation and Eq. (7), top panel, or Eq. (8), bottom:  $x\Delta_T u$  at  $\mu^2 = \mu_0^2 = 0.40 \text{ GeV}^2$  (dashed curve) and  $\mu^2 = 9 \text{ GeV}^2$  (solid curve);  $x\Delta_T \bar{u}$  at  $\mu^2 = \mu_0^2 = 0.40 \text{ GeV}^2$  (dotted curve) and  $\mu^2 = 9 \text{ GeV}^2$  (dot-dashed curve). Note that the  $\bar{u}$  transversity distributions have been multiplied by a factor of 10.

main of large  $\tau$  and large  $z = \tau/x_1 x_2$ , where real-gluon emission is suppressed and where there are powers of large logarithms of the form  $\ln(1 - z)$ , which need to be resummed to all orders in  $\alpha_s$  [21]. It turns out that the effects of threshold resummation on the asymmetry  $A_{TT}^{DY}$  in the regime we are considering, although not irrelevant, are rather small (about 10%) if somewhat dependent on the infrared cutoff for soft-gluon emission.

**4.** Although the double transverse-spin asymmetries are quite sizable, the Drell–Yan counting rate in the continuum region above  $M = 4 \text{ GeV}$  is relatively small and therefore high statistics is required in order to determine  $A_{TT}$  with reasonable accuracy. It is known, on the other hand, that the pro-

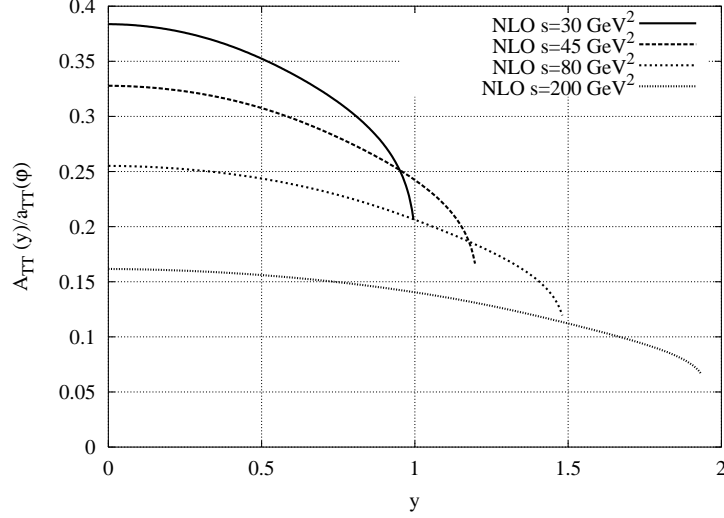


Fig. 3. The NLO double transverse-spin asymmetry  $A_{TT}(y)/a_{TT}$ , integrated between  $M = 2 \text{ GeV}$  and  $M = 3 \text{ GeV}$ , for various values of  $s$ ; the minimal bound (7) is used for the input distributions.

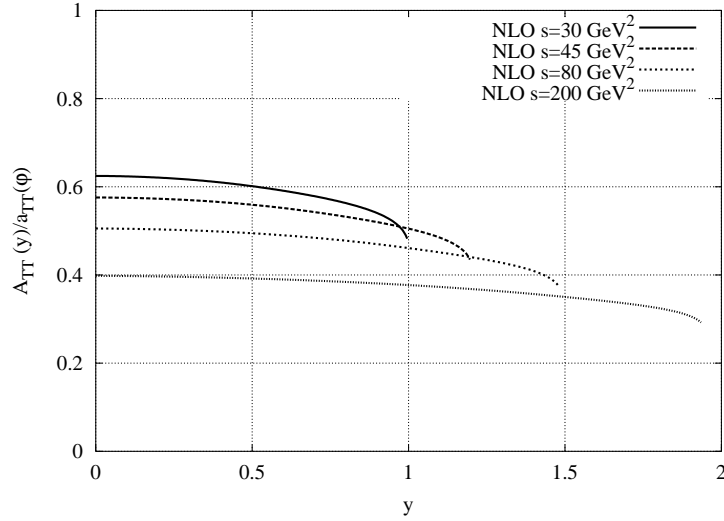


Fig. 4. As Fig. 3, but with input distributions corresponding to the Soffer bound (8).

duction rate around  $M = 3 \text{ GeV}$ , *i.e.* at the  $J/\psi$  peak, is two orders of magnitude higher than in the region  $M \simeq 4 \text{ GeV}$ . Thus, with a luminosity of  $10^{31} \text{ cm}^{-2} \text{ s}^{-1}$ , one expects a number of  $p\bar{p} \rightarrow J/\psi \rightarrow \ell^- \ell^+$  events of order  $10^5$  per year. As explained in [12], if  $J/\psi$  formation is dominated by the  $q\bar{q}$  annihilation channel, the double transverse-spin asymmetry at the  $J/\psi$  peak has the same structure as the asymmetry for Drell–Yan continuum production, since the  $J/\psi$  is a vector particle and the  $q\bar{q}J/\psi$  coupling has the same helicity structure as the  $q\bar{q}\gamma^*$  coupling. The CERN SPS data [22] show that the  $p\bar{p}$  cross-section for  $J/\psi$  production at  $s = 80 \text{ GeV}^2$  is about 10 times larger than the corresponding  $pp$  cross-section, which is a strong indication that the  $q\bar{q}$ -fusion mechanism is indeed dominant. Therefore, at the  $s$  values of interest

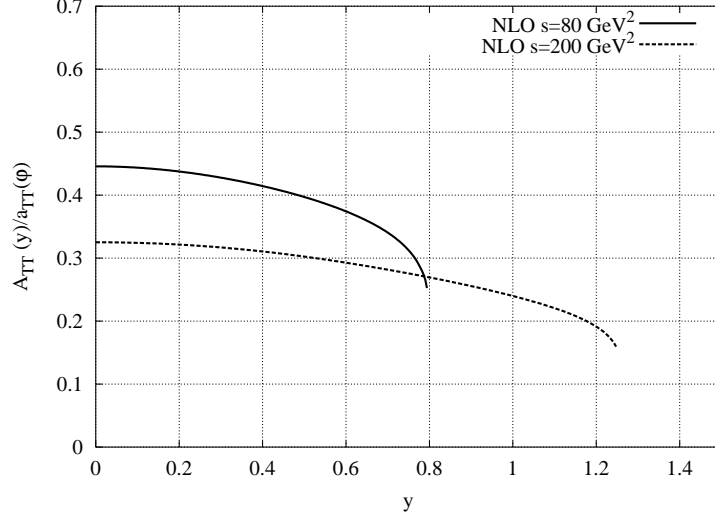


Fig. 5. The NLO double transverse-spin asymmetry  $A_{TT}(y)/a_{TT}$ , integrated between  $M = 4 \text{ GeV}$  and  $M = 7 \text{ GeV}$ , for various values of  $s$ ; the minimal bound (7) is used for the input distributions.

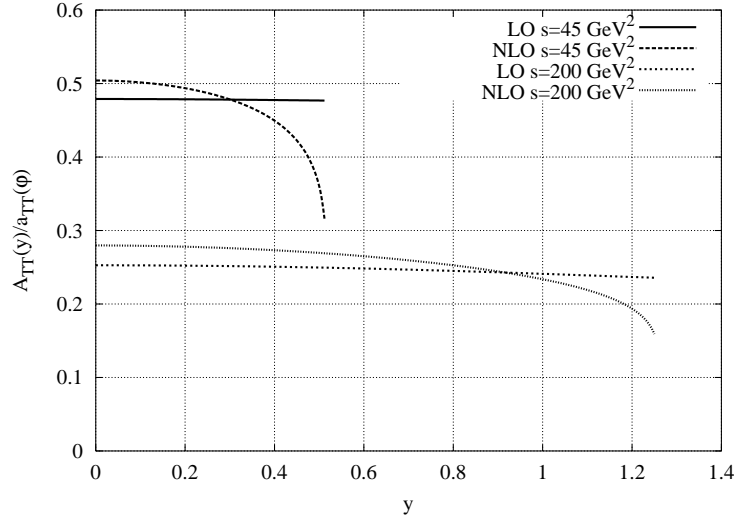


Fig. 6. NLO *vs.* LO double transverse-spin asymmetry  $A_{TT}(y)/a_{TT}$  at  $M = 4 \text{ GeV}$  for  $s = 45 \text{ GeV}^2$  and  $s = 200 \text{ GeV}^2$ ; the minimal bound (7) is used for the input distributions.

here ( $s \lesssim 200 \text{ GeV}^2$ ) dilepton production in the  $J/\psi$  resonance region can be described in a manner analogous to Drell–Yan continuum production, with the elementary subprocess  $q\bar{q} \rightarrow \gamma^* \rightarrow \ell^-\ell^+$  replaced by  $q\bar{q} \rightarrow J/\psi \rightarrow \ell^-\ell^+$  [23]. Instead of the quark electric charges one has the  $J/\psi$  vector couplings to  $q\bar{q}$  and to  $\ell^+\ell^-$ ,

$$16\pi^2\alpha_{\text{em}}^2e_q^2 \rightarrow (g_q^V)^2(g_\ell^V)^2, \quad (9)$$

and the virtual-photon propagator is replaced by a Breit–Wigner function,

$$\frac{1}{M^4} \rightarrow \frac{1}{(M^2 - M_{J/\psi}^2)^2 + M_{J/\psi}^2\Gamma_{J/\psi}^2}, \quad (10)$$

where  $\Gamma_{J/\psi}$  is the  $J/\psi$  width. This model successfully accounts for the SPS  $J/\psi$  production data at moderate values of  $s$ .

As long as gluon-initiated hard processes (which contribute to the unpolarised, but not to the transversely polarised cross-section) are irrelevant, as suggested by the SPS data analysis, QCD radiative corrections do not affect the structure of the double transverse-spin asymmetry in the  $J/\psi$  resonance region. Moreover, since the  $u$  sector is largely dominant, there is only one  $J/\psi$  coupling (to  $u$  quarks), which thus cancels in the cross-section ratio. The conclusion is then that the transverse asymmetry for  $J/\psi$  production in  $p\bar{p}$  scattering at GSI energies is essentially the same as the Drell–Yan transverse asymmetry at  $M = 3.1$  GeV (the  $J/\psi$  mass). The result is shown in Fig. 7. One sees that the asymmetry is again rather large but, compared to the continuum case, its measurement is made easier by the high counting rate of dileptons at the resonance peak.

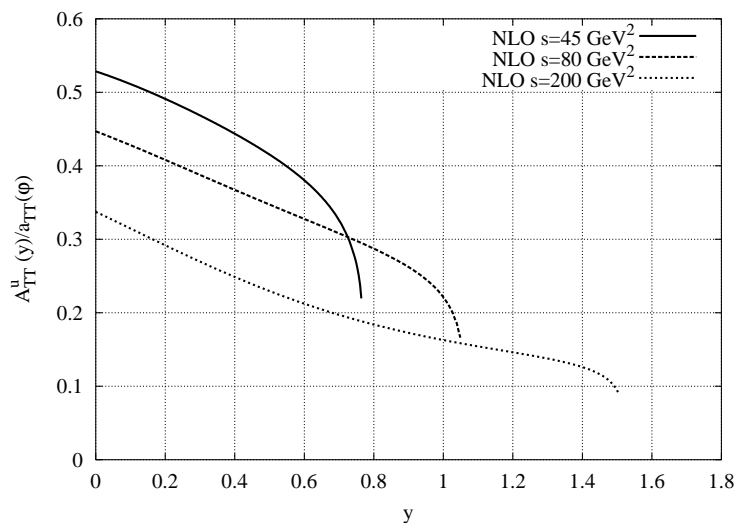


Fig. 7. The double transverse-spin asymmetry in the  $J/\psi$  resonance region for various c.m. energies. As usual, the minimal bound (7) is used for the input distributions.

**5.** In conclusion, experiments with polarised antiprotons at GSI will represent a unique opportunity to investigate the transverse polarisation structure of hadrons. This paper, which confirms the results of [12], shows that the double transverse-spin asymmetries are large enough to be experimentally measured. The problem of low production rates may be circumvented by exploring the  $J/\psi$  resonance region, where the number of events is much higher and the  $p\bar{p}$  asymmetries in the GSI kinematic regime are expected to be similar to those of the continuum region, that is of order 20% or more.

## Acknowledgements

We would like to thank M. Anselmino, N.N. Nikolaev and our colleagues of the PAX collaboration for prompting the study reported here and for various useful discussions. This work is supported in part by the Italian Ministry of Education, University and Research (PRIN 2003).

## References

- [1] S.J. Brodsky, “Testing Quantum Chromodynamics with Antiprotons”, hep-ph/0411046.
- [2] For a review on the transverse polarisation of quarks in hadrons, see V. Barone, A. Drago and P.G. Ratcliffe, *Phys. Rep.* **359** (2002) 1.
- [3] J. Ralston and D.E. Soper, *Nucl. Phys.* **B152** (1979) 109; J.L. Cortes, B. Pire and J.P. Ralston, *Z. Phys.* **C55** (1992) 409; R.L. Jaffe and X. Ji, *Nucl. Phys.* **B375** (1992) 527.
- [4] J.C. Collins, *Nucl. Phys.* **B396** (1993) 161.
- [5] G. Bunce, N. Saito, J. Soffer and W. Vogelsang, *Ann. Rev. Nucl. Part. Phys.* **50** (2000) 525.
- [6] V. Barone, T. Calarco and A. Drago, *Phys. Rev.* **D56** (1997) 527.
- [7] O. Martin, A. Schäfer, M. Stratmann and W. Vogelsang, *Phys. Rev.* **D57** (1998) 3084; *Phys. Rev.* **D60** (1999) 117502.
- [8] P.G. Ratcliffe, *Eur. Phys. J.* **C41** (2005) 319.
- [9] A. Mukherjee, M. Stratmann and W. Vogelsang, *Phys. Rev.* **D67** (2003) 114006.
- [10] V. Barone, T. Calarco and A. Drago, *Phys. Lett.* **B390** (1997) 287.
- [11] V. Barone, *Phys. Lett.* **B409** (1997) 499.
- [12] M. Anselmino, V. Barone, A. Drago and N.N. Nikolaev, *Phys. Lett.* **B594** (2004) 97.
- [13] A.V. Efremov, K. Goeke and P. Schweitzer, *Eur. Phys. J.* **C35** (2004) 207.
- [14] PAX Collab., V. Barone *et al.*, “Antiproton–Proton Scattering Experiments with Polarization”, Technical Proposal, hep-ex/0505054.
- [15] F. Rathmann *et al.*, *Phys. Rev. Lett.* **94** (2005) 014801.
- [16] M. Guzzi, in proc. of the Int. Workshop “Transversity 2005” (Como, 2005), V. Barone and P.G. Ratcliffe eds., World Scientific, in press.

- [17] P.J. Sutton, A.D. Martin, R.G. Roberts and W.J. Stirling, *Phys. Rev.* **D45** (1992) 2349.
- [18] J. Soffer, *Phys. Rev. Lett.* **74** (1995) 1292.
- [19] M. Glück, E. Reya and A. Vogt, *Eur. Phys. J.* **C5** (1998) 461; M. Glück, E. Reya, M. Stratmann and W. Vogelsang, *Phys. Rev.* **D63** (2001) 094005.
- [20] A. Cafarella and C. Corianò, *Comp. Phys. Commun.* **160** (2004) 213.
- [21] H. Shimizu, G. Sterman, W. Vogelsang and H. Yokoya, *Phys. Rev.* **D71** (2005) 114007.
- [22] M.J. Corden *et al.*, *Phys. Lett.* **B68** (1977) 96; *Phys. Lett.* **B96** (1980) 411; *Phys. Lett.* **B98** (1981) 220.
- [23] C.E. Carlson and R. Suaya, *Phys. Rev.* **D18** (1978) 760.