

Study of $B_s \rightarrow \pi\rho$ decays in the perturbative QCD approach

Xian-Qiao Yu*, Ying Li†

*Institute of High Energy Physics, P.O.Box 918(4), Beijing 100049, China; and
Graduate School of the Chinese Academy of Sciences, Beijing 100049, China*

Cai-Dian Lü

*CCAST (World Laboratory), P.O. Box 8730, Beijing 100080, China; and
Institute of High Energy Physics, P.O.Box 918(4), Beijing 100049, China†*

(Dated: December 2, 2024)

In this note, we calculate the branching ratio and CP asymmetry parameters of $B_s \rightarrow \pi\rho$ in the framework of perturbative QCD approach based on k_T factorization. This decay can occur only via annihilation diagrams in the Standard Model. We find that (a) the charge averaged $Br(B_s \rightarrow \pi^+\rho^- + \pi^-\rho^+)$ is about $(9 - 12) \times 10^{-7}$; $Br(B_s \rightarrow \pi^0\rho^0) \simeq 4 \times 10^{-7}$; and (b) there are sizable CP asymmetries in the processes, which can be tested in the near future Large Hadron Collider beauty experiments (LHC-b) at CERN or BTeV experiments at Fermilab.

PACS numbers: 13.25.Hw, 12.38.Bx

The B meson rare decays provide a good place for testing the Standard Model (SM), studying CP violation and looking for possible new physics beyond the SM. A lot of theoretical studies have been done in recent years, which are strongly supported by the running B factories in KEK and Stanford Linear Accelerator Center (SLAC). Looking forward to the future CERN Large Hadron Collider beauty experiments (LHC-b) and BTeV experiments at Fermilab, a large number of B_s and B_c mesons can also be produced. So the studies of B_s meson rare decays are necessary in the next a few years.

In this paper, we study the rare decays $B_s \rightarrow \pi\rho$ in Perturbative QCD approach (PQCD) [1]. Comparing with QCD factorization approach [2], PQCD approach can make a reliable calculation for pure annihilation diagrams in k_T factorization. The endpoint singularity occurred in QCD factorization approach can be cured here by the Sudakov factor from resummation of double logarithms.

In PQCD approach, the decay amplitude can be written as:

$$\text{Amplitude} \sim \int d^4k_1 d^4k_2 d^4k_3 \text{Tr}[C(t)\Phi_{B_s}(k_1)\Phi_\pi(k_2)\Phi_\rho(k_3)H(k_1, k_2, k_3, t)]e^{-S(t)}. \quad (1)$$

In our following calculations, the Wilson coefficient $C(t)$, Sudakov factor $S_i(t)$ ($i = B_s, \pi, \rho$) and the non-perturbative but universal wave function Φ_i can be found in the Refs. [3, 4, 5, 6, 7]. The hard part H are channel dependent but fortunately perturbative calculable, which will be shown below.

Like the $B_s \rightarrow \pi^+\pi^-$ decay [8], the $B_s \rightarrow \pi\rho$ decays are pure annihilation type rare decays, which are difficult to be calculated in method other than PQCD approach. Fig. 1 shows the lowest order Feynman diagrams to be calculated in PQCD approach where the big dots denote the quark currents in four quark operators for $B_s \rightarrow \pi^+\rho^-$ according to the effective hamiltonian of b quark decay [9]. First for the usual factorizable diagram (a) and (b), the sum of (V-A)(V-A) current contributions is given by

$$\begin{aligned} M_a[C] = 16\pi C_F M_B^2 \int_0^1 dx_2 dx_3 \int_0^\infty db_2 db_3 \{ & [x_3 \phi_\pi^A(x_2) \phi_\rho(x_3) + 2r_\pi r_\rho (1 + x_3) \phi_\pi^P(x_2) \phi_\rho^s(x_3) \\ & + 2r_\pi r_\rho (x_3 - 1) \phi_\pi^P(x_2) \phi_\rho^t(x_3)] \alpha_s(t_a^1) h_a(x_2, x_3, b_2, b_3) \exp[-S_\pi(t_a^1) - S_\rho(t_a^1)] C(t_a^1) \\ & - [x_2 \phi_\pi^A(x_2) \phi_\rho(x_3) + 2r_\pi r_\rho (1 + x_2) \phi_\pi^P(x_2) \phi_\rho^s(x_3) + 2r_\pi r_\rho (x_2 - 1) \phi_\pi^T(x_2) \phi_\rho^s(x_3)] \\ & \alpha_s(t_a^2) h_a(x_3, x_2, b_3, b_2) \exp[-S_\pi(t_a^2) - S_\rho(t_a^2)] C(t_a^2) \}, \quad (2) \end{aligned}$$

where $r_\pi = m_{0\pi}/m_B = m_\pi^2/[m_B(m_u + m_d)]$, $r_\rho = m_\rho/m_B$. $C_F = 4/3$ is the group factor of the $SU(3)_c$ gauge group.

* yuxq@mail.ihep.ac.cn

† liying@mail.ihep.ac.cn

‡ Mailing address

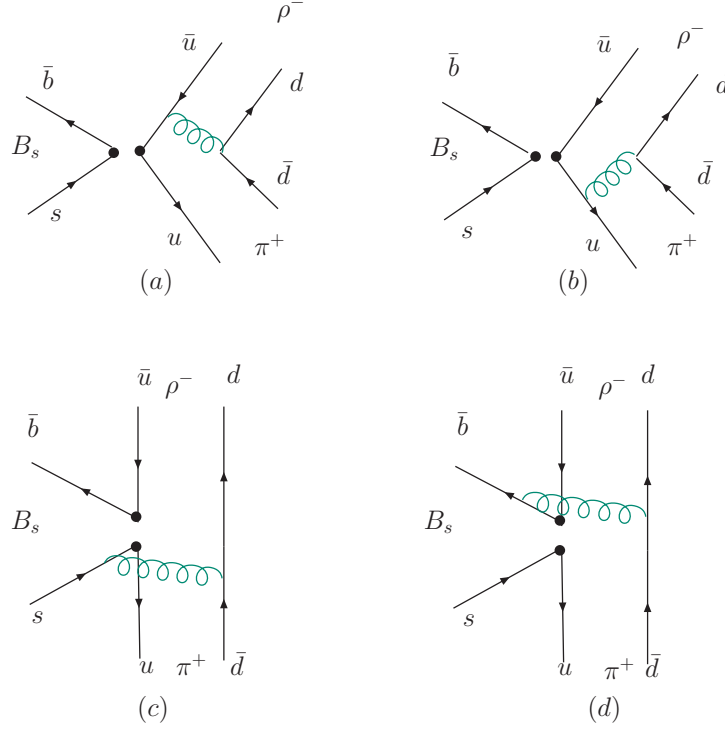


FIG. 1: The lowest order diagrams for $B_s \rightarrow \pi^+ \rho^-$ decay

ϕ_i is distribution amplitude, which describes the momentum distribution of the meson wave function. The function

$$h_a(x_2, x_3, b_2, b_3) = S_t(x_3) \frac{\pi i}{2} H_0^{(1)}(M_B \sqrt{x_2 x_3} b_2) \times [\theta(b_2 - b_3) J_0(M_B \sqrt{x_3} b_3) \frac{\pi i}{2} H_0^{(1)}(M_B \sqrt{x_3} b_2) + (b_2 \leftrightarrow b_3)] \quad (3)$$

comes from the Fourier transformation of propagators of virtual quark and gluon in the hard part calculations. $S_t(x)$ results from the threshold resummation of QCD radiative corrections to hard amplitudes [10]. The sum of (V-A)(V+A) current contributions of diagrams (a) and (b) is $-M_a[C]$.

For the non-factorizable annihilation diagrams (c) and (d), all three meson wave functions are involved. The (V-A)(V-A) operator's contribution is:

$$M_c[C] = \frac{-1}{\sqrt{2N_c}} 64\pi C_F M_B^2 \int_0^1 dx_1 dx_2 dx_3 \int_0^\infty db_1 db_2 \phi_B(x_1, b_1) \times \{ [-x_2 \phi_\rho(x_3) \phi_\pi^A(x_2) + r_\rho r_\pi (x_3 - x_2) \phi_\rho^t(x_3) \phi_\pi^P(x_2) - r_\rho r_\pi (x_2 + x_3) \phi_\rho^s(x_3) \phi_\pi^P(x_2) - r_\pi r_\rho (x_2 + x_3) \phi_\rho^t(x_3) \phi_\pi^T(x_2) + r_\pi r_\rho (x_3 - x_2) \phi_\rho^s(x_3) \phi_\pi^T(x_2)] C(t_c^1) \alpha_s(t_c^1) h_c^{(1)}(x_1, x_2, x_3, b_1, b_2) \exp[-S_B(t_c^1) - S_\pi(t_c^1) - S_\rho(t_c^1)] - [-x_3 \phi_\rho(x_3) \phi_\pi^A(x_2) + r_\rho r_\pi (x_2 - x_3) \phi_\rho^t(x_3) \phi_\pi^P(x_2) - r_\rho r_\pi (2 + x_2 + x_3) \phi_\rho^s(x_3) \phi_\pi^P(x_2) + r_\pi r_\rho (2 - x_2 - x_3) \phi_\rho^t(x_3) \phi_\pi^T(x_2) + r_\pi r_\rho (x_2 - x_3) \phi_\rho^s(x_3) \phi_\pi^T(x_2)] C(t_c^2) \alpha_s(t_c^2) h_c^{(2)}(x_1, x_2, x_3, b_1, b_2) \exp[-S_B(t_c^2) - S_\pi(t_c^2) - S_\rho(t_c^2)] \}. \quad (4)$$

For the penguin operators, there are also $(V - A)(V + A)$ type operators, whose contribution is given as

$$\begin{aligned}
M_c^P[C] = & \frac{1}{\sqrt{2}N_c} 64\pi C_F M_B^2 \int_0^1 dx_1 dx_2 dx_3 \int_0^\infty b_1 db_1 b_2 db_2 \phi_B(x_1, b_1) \\
& \times \left\{ [-x_3 \phi_\rho(x_3) \phi_\pi^A(x_2) - r_\rho r_\pi (x_3 - x_2) \phi_\rho^t(x_3) \phi_\pi^P(x_2) - r_\rho r_\pi (x_2 + x_3) \phi_\rho^s(x_3) \phi_\pi^P(x_2) \right. \\
& \quad \left. - r_\pi r_\rho (x_2 + x_3) \phi_\rho^t(x_3) \phi_\pi^T(x_2) - r_\pi r_\rho (x_3 - x_2) \phi_\rho^s(x_3) \phi_\pi^T(x_2)] \right. \\
& C(t_c^1) \alpha_s(t_c^1) h_c^{(1)}(x_1, x_2, x_3, b_1, b_2) \exp[-S_B(t_c^1) - S_\pi(t_c^1) - S_\rho(t_c^1)] - [-x_2 \phi_\rho(x_3) \phi_\pi^A(x_2) \\
& \quad - r_\rho r_\pi (x_2 - x_3) \phi_\rho^t(x_3) \phi_\pi^P(x_2) - r_\rho r_\pi (2 + x_2 + x_3) \phi_\rho^s(x_3) \phi_\pi^P(x_2) \\
& \quad \left. + r_\pi r_\rho (2 - x_2 - x_3) \phi_\rho^t(x_3) \phi_\pi^T(x_2) - r_\pi r_\rho (x_2 - x_3) \phi_\rho^s(x_3) \phi_\pi^T(x_2)] \right. \\
& \left. C(t_c^2) \alpha_s(t_c^2) h_c^{(2)}(x_1, x_2, x_3, b_1, b_2) \exp[-S_B(t_c^2) - S_\pi(t_c^2) - S_\rho(t_c^2)] \right\}, \quad (5)
\end{aligned}$$

where

$$\begin{aligned}
h_c^{(j)}(x_1, x_2, x_3, b_1, b_2) = & \left\{ \theta(b_2 - b_1) \frac{\pi i}{2} H_0^{(1)}(M_B \sqrt{x_2 x_3} b_2) J_0(M_B \sqrt{x_2 x_3} b_1) \right. \\
& \left. + (b_1 \leftrightarrow b_2) \right\} \times \begin{cases} K_0(M_B F_{(j)} b_1), & \text{for } F_{(j)}^2 > 0 \\ \frac{\pi i}{2} H_0^{(1)}(M_B \sqrt{|F_{(j)}^2|} b_1), & \text{for } F_{(j)}^2 < 0 \end{cases}, \quad (6)
\end{aligned}$$

and $F_{(j)}$'s are defined by

$$F_{(1)}^2 = x_1 x_2 - x_2 x_3; \quad F_{(2)}^2 = x_1 + x_2 + x_3 - x_1 x_2 - x_2 x_3. \quad (7)$$

The total decay amplitude is then

$$\begin{aligned}
\mathcal{A}(B_s \rightarrow \pi^+ \rho^-) = & f_B M_a \left[V_{ub}^* V_{us} (C_1 + \frac{1}{3} C_2) - V_{tb}^* V_{ts} (2C_3 + \frac{2}{3} C_4 - 2C_5 - \frac{2}{3} C_6 - \frac{1}{2} C_7 - \frac{1}{6} C_8 + \frac{1}{2} C_9 + \frac{1}{6} C_{10}) \right] \\
& + M_c \left[V_{ub}^* V_{us} C_2 - V_{tb}^* V_{ts} (2C_4 + \frac{1}{2} C_{10}) \right] - V_{tb}^* V_{ts} M_c^P \left(2C_6 + \frac{1}{2} C_8 \right), \quad (8)
\end{aligned}$$

and the decay width is expressed as

$$\Gamma(B_s \rightarrow \pi^+ \rho^-) = \frac{G_F^2 M_B^3}{128\pi} |\mathcal{A}(B_s \rightarrow \pi^+ \rho^-)|^2. \quad (9)$$

The most important contribution here is the factorizable penguin diagram, which is CKM enhanced. If we exchange the π and ρ in Fig. 1, by the same method, we can compute the $B_s \rightarrow \pi^- \rho^+$ decay. The expressions are similar. The decay amplitude for $B_s \rightarrow \pi^0 \rho^0$ is

$$\mathcal{A}(B_s \rightarrow \pi^0 \rho^0) = \mathcal{A}(B_s \rightarrow \pi^+ \rho^-) + \mathcal{A}(B_s \rightarrow \pi^- \rho^+), \quad (10)$$

and the decay width can be written as

$$\Gamma(B_s \rightarrow \pi^0 \rho^0) = \frac{G_F^2 M_B^3}{512\pi} |\mathcal{A}(B_s \rightarrow \pi^0 \rho^0)|^2. \quad (11)$$

In the following, we first give the branching ratios of $B_s \rightarrow \pi \rho$. Just as in Ref. [8], we leave the CKM angle γ as a free parameter in our numerical calculations. Because there are four decay channels: $B_s/\bar{B}_s \rightarrow \pi^+ \rho^-$, $B_s/\bar{B}_s \rightarrow \pi^- \rho^+$, it is not possible to distinguish the initial state by detecting the final states. We average the sum of $B_s/\bar{B}_s \rightarrow \pi^+ \rho^-$ as one channel, and $B_s/\bar{B}_s \rightarrow \pi^- \rho^+$ as another, which is distinguishable by experiments. Using the same parameters as refs. [4, 7], we get

$$\begin{aligned}
\text{Br}(B_s/\bar{B}_s \rightarrow \pi^+ \rho^-) &= (5.1_{-0.5}^{+0.8}) \times 10^{-7}, \\
\text{Br}(B_s/\bar{B}_s \rightarrow \pi^- \rho^+) &= (5.4_{-0.8}^{+0.5}) \times 10^{-7}, \\
\text{Br}(B_s/\bar{B}_s \rightarrow \pi^0 \rho^0) &= (4.2_{-0.7}^{+0.6}) \times 10^{-7}, \quad (12)
\end{aligned}$$

where all channels are averaged for B_s and \bar{B}_s .

In Ref. [11], Beneke *et al* have estimated the branching ratio of $\bar{B}_s \rightarrow \pi^+ \rho^-$ in the QCD factorization approach. In order to avoid the end-point singularities they introduced phenomenological parameters. With those parameters they estimated that the branching ratio of $\bar{B}_s \rightarrow \pi^+ \rho^-$ is $(0.03 - 0.14) \times 10^{-7}$. Our predicted result is larger than their estimation, which can be tested by the future experiments.

Using the same definition in Ref. [8], we study the CP violation parameters A_{CP}^{dir} and $a_{\epsilon+\epsilon'}$ in the process of $B_s \rightarrow \pi^0 \rho^0$ decay. We find the direct CP violation parameter $A_{CP}^{dir}(B_s \rightarrow \pi^0 \rho^0)$ is about 2% when γ is near 100° , the small direct CP asymmetry is also a result of small tree level contribution. While the mixing CP violation parameter $a_{\epsilon+\epsilon'}(B_s \rightarrow \pi^0 \rho^0)$ is large, whose peak is close to 16% (see Fig. 2).

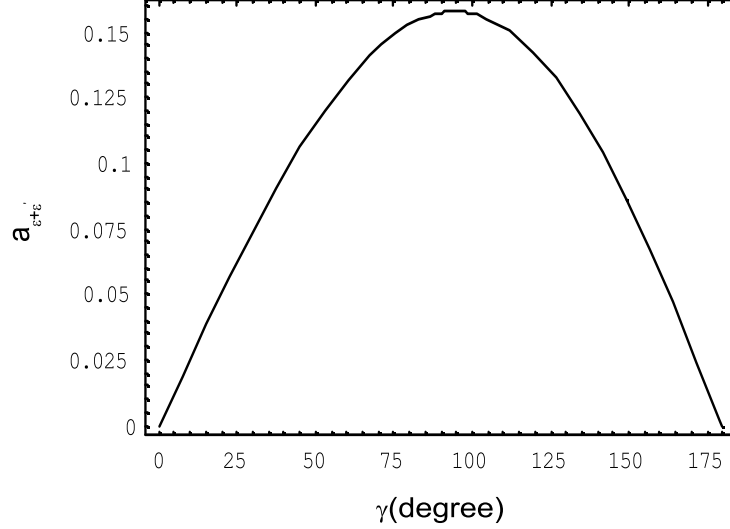


FIG. 2: Mixing CP violation parameter of $B_s \rightarrow \pi^0 \rho^0$ decay as a function of CKM angle γ

The CP violations of $B_s/\bar{B}_s \rightarrow \pi^\pm \rho^\mp$ are very complicated. There are four decay amplitudes, which can be expressed as:

$$\begin{aligned} g &= \langle \pi^+ \rho^- | H_{eff} | B_s \rangle; & h &= \langle \pi^+ \rho^- | H_{eff} | \bar{B}_s \rangle; \\ \bar{g} &= \langle \pi^- \rho^+ | H_{eff} | \bar{B}_s \rangle; & \bar{h} &= \langle \pi^- \rho^+ | H_{eff} | B_s \rangle. \end{aligned} \quad (13)$$

We introduce four parameters to describe the CP asymmetries in the processes, which are given by [12]

$$\begin{aligned} C_{\pi\rho} &= \frac{1}{2}(a_{\epsilon'} + a_{\bar{\epsilon}'}), & \Delta C_{\pi\rho} &= \frac{1}{2}(a_{\epsilon'} - a_{\bar{\epsilon}'}), \\ S_{\pi\rho} &= \frac{1}{2}(a_{\epsilon+\epsilon'} + a_{\bar{\epsilon}+\bar{\epsilon}'}), & \Delta S_{\pi\rho} &= \frac{1}{2}(a_{\epsilon+\epsilon'} - a_{\bar{\epsilon}+\bar{\epsilon}'}), \end{aligned} \quad (14)$$

where

$$\begin{aligned} a_{\epsilon'} &= \frac{|g|^2 - |h|^2}{|g|^2 + |h|^2}, & a_{\epsilon+\epsilon'} &= \frac{-2\text{Im}(h/g)}{1 + |h/g|^2}, \\ a_{\bar{\epsilon}'} &= \frac{|\bar{h}|^2 - |\bar{g}|^2}{|\bar{h}|^2 + |\bar{g}|^2}, & a_{\bar{\epsilon}+\bar{\epsilon}'} &= \frac{-2\text{Im}(\bar{g}/\bar{h})}{1 + |\bar{g}/\bar{h}|^2}. \end{aligned} \quad (15)$$

We calculate the above four CP asymmetry parameters and show the CKM angle γ dependence in Fig. 3. We do not plot the $C_{\pi\rho}$ in this figure, since its value is near zero. The decay branching ratios depends heavily on the shape of wave functions and decay constants etc. But the CP asymmetry should be not since the dependence will be cancelled. The direct CP asymmetry can be affected by the power corrections and next-to-leading order contributions easily. We investigate the CP asymmetry parameters's dependence on the hard scale t in Eq. (1), which characterize the size of

next-to-leading order contribution. The CP asymmetry numbers are shown in Table I with those uncertainties. By changing the hard scale t from $0.9t$ to $1.3t$, we find the CP asymmetries of $B_s(\bar{B}_s) \rightarrow \pi^\pm \rho^\mp$ change little: for $\gamma = 60^\circ$, the uncertainty is less than 1% for $C_{\pi\rho}$, 4% for $\Delta C_{\pi\rho}$, 3% for $S_{\pi\rho}$ and 7% for $\Delta S_{\pi\rho}$, respectively. The reason is that mixing induced CP is dominant here, but the direct CP of $B_s \rightarrow \pi^0 \rho^0$ really changed much, as shown in Table I.

TABLE I: CP asymmetry parameters using $\gamma = 60^\circ$ with uncertainties

Scale	$C_{\pi\rho}$	$\Delta C_{\pi\rho}$	$S_{\pi\rho}$	$\Delta S_{\pi\rho}$	$A_{CP}^{dir}(B_s \rightarrow \pi^0 \rho^0)$	$a_{\epsilon+\epsilon'}(B_s \rightarrow \pi^0 \rho^0)$
$0.9 t$	0.1%	73%	10%	21%	0.6%	11%
t	1%	77%	11%	14%	1.6%	13%
$1.3 t$	1.8%	79%	14%	10%	2.6%	16%

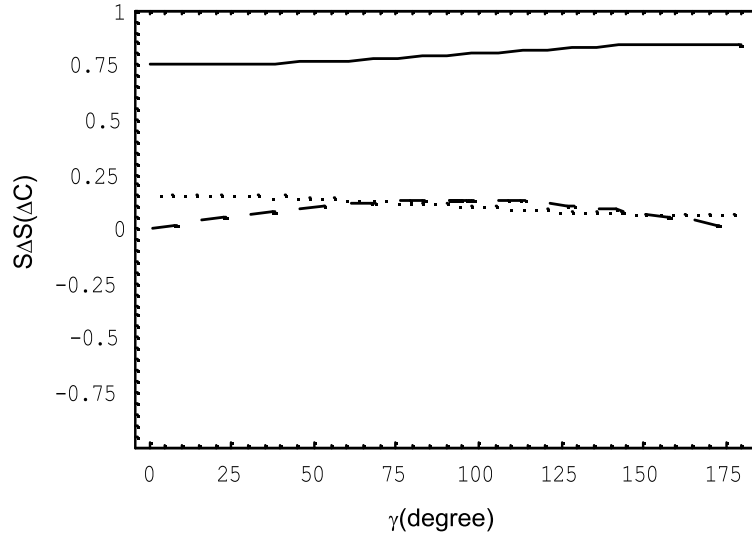


FIG. 3: CP violation parameters of $B_s^0(\bar{B}_s) \rightarrow \pi^\pm \rho^\mp$ decays: ΔC (solid line), S (dashed line) and ΔS (dotted line) as a function of CKM angle γ

In conclusion, we study the branching ratio and CP asymmetries of $B_s \rightarrow \pi\rho$ decays in PQCD approach. We find the branching ratio of $B_s \rightarrow \pi^+ \rho^- + \pi^- \rho^+$ is at order 10^{-6} , which is larger than QCD factorization's estimation. We also predict CP asymmetries in the process, which may be measured in the future LHC-b experiments or BTeV experiments at Fermilab.

We thank M.-Z. Yang for useful discussions. This work is partly supported by National Science Foundation of China under Grant No. 90103013, 10475085 and 10135060.

-
- [1] H.-n. Li and H. L. Yu, Phys. Rev. Lett. 74, 4388 (1995); Phys. Lett. B353, 301 (1995);
H.-n. Li, *ibid.* 348, 597 (1995); H. n. Li and H.L. Yu, Phys. Rev. D53, 2480 (1996).
 - [2] M. Beneke, G. Buchalla, M. Neubert, and C.T. Sachrajda, Phys. Rev. Lett. 83, 1914 (1999); Nucl. Phys. B591, 313 (2000).
 - [3] C.-D. Lü, K. Ukai, and M.-Z. Yang, Phys. Rev. D63, 074009 (2001).
 - [4] X.-Q. Yu, Y. Li and C.-D. Lü, Phys. Rev. D71, 074026 (2005).
 - [5] V.M. Braun and I.E. Filyanov, Z. Phys. C44, 157 (1989); Z. Phys. C48, 239 (1990);
P. Ball, J. High Energy Physics, 01, 010 (1999).
 - [6] P. Ball, V. M. Braun, Y. Koike and K. Tanaka, Nucl. Phys. B529, 323 (1998).
 - [7] C.-D. Lü and M.-Z. Yang, Eur. Phys. J. C23, 275 (2002).

- [8] Y. Li, C.-D. Lü, Z.J. Xiao, and X.-Q. Yu, Phys. Rev. D 70, 034009 (2004).
- [9] G. Buchalla, A. J. Buras, and M. E. Lautenbacher, Rev. Mod. Phys. 68, 1125 (1996).
- [10] H.-n. Li, Phys. Rev. D66, 094010(2002); T. Kurimoto, H.-n. Li, and A.I. Sanda, *ibid.* 65, 014007 (2002).
- [11] M. Beneke and M. Neubert, Nucl. Phys. B 675, 333 (2003)
- [12] M. Gronau, Phys. Lett. B 233, 479 (1989); R. Aleksan, I. Dunietz, B. Kayser and F. Le Diberder, Nucl. Phys. B 361, 141 (1991).