

# Feasibility study of model-independent approach to $\alpha_3$ measurement using Dalitz plot analysis.

A. Bondar and A. Poluektov<sup>1</sup>

<sup>1</sup>Budker Institute of Nuclear Physics, Novosibirsk

(dated: 18 October, 2005)

In this paper, we present results of a feasibility study of a model-independent way to measure the angle  $\alpha_3$  of the unitarity triangle. The method involves  $B \rightarrow DK$  decays where the neutral  $D$  decays to the  $K_S^+$  final state, together with the sample of decays of CP-tagged  $D$  mesons (produced, e. g. in  $(3770) \rightarrow DD$  process) to the same final state. We consider different approaches to the extraction of  $\alpha_3$  and obtain the expected statistical accuracy of the  $\alpha_3$  measurement as a function of  $B$  and  $D_{CP}$  statistics.

## INTRODUCTION

Determinations of the Cabibbo-Kobayashi-Maskawa (CKM) [1] matrix elements provide important checks on the consistency of the Standard Model and ways to search for new physics. One of the ways to check the consistency of the CKM model is measurement of all angles of the unitarity triangle in decays of  $B$  mesons. One angle,  $\alpha_1$ , has been measured with high precision at modern  $B$  factories by the experiments Babar [2] and Belle [3]. The measurement of the angle  $\alpha_2$  is more difficult due to theoretical uncertainties in calculation of the penguin diagram contribution. Precise determination of the third angle,  $\alpha_3$ , is possible, e. g., in the decays  $B \rightarrow DK$ . Although it requires a lot more data than for the other angles, it is theoretically clean due to the absence of loop contributions. Finding the way to use the available experimental data most efficiently is therefore essential for the  $\alpha_3$  measurement.

Various approaches have been proposed to measure  $\alpha_3$  in  $B \rightarrow DK$  decays [4, 5, 6, 7]. The Dalitz plot analysis of the three-body  $D^0$  decay from  $B \rightarrow DK$  processes [8, 9, 10, 11, 12] provides today the best measurement of the angle  $\alpha_3$ . It was proposed by Griet al. [8] and independently by the Belle collaboration [9]. While Griet al. mainly discussed a model-independent way of determining  $\alpha_3$  using a binned Dalitz analysis of  $D^0 \rightarrow K_S^+$  decay from  $B \rightarrow DK$ , the Belle collaboration proposed an unbinned Dalitz plot fit of this decay using the  $D^0 \rightarrow K_S^+$  model based on a coherent sum of quasi-two-body amplitudes. The latter technique has been used so far by Babar and Belle in their  $\alpha_3$  measurement. However, this approach suffers from the model uncertainty introduced by the unknown complex phase of  $D^0$  decay. Currently, this uncertainty is estimated to be of order of  $10^\circ$ , which is lower than the statistical error. In the future, as the statistics of  $B$  decays collected at  $B$ -factories increases, this uncertainty will start to dominate the  $\alpha_3$  measurement. Although the estimations of the model uncertainty can also improve, it has to be noted that they cannot be treated as absolutely reliable since they are based on arbitrary variations of the decay amplitude description within phenomenological models (e. g. changing the list of resonances or using  $K$ -matrix formalism), but the real decay amplitude can be essentially different from these models.

It has been shown [8] that the  $D^0$  model uncertainty can be eliminated using the sample of neutral  $D$  mesons in CP-eigenstates. This sample can be obtained at charm facilities, like currently running CLEO-c [14], in the decays of  $(3770)$  into two neutral  $D$  mesons. In this paper, we report the results of a feasibility study of such an approach using toy Monte-Carlo (MC) simulation based on the realistic description of  $D$  decay amplitude. Our main goal is the determination of the amount of  $D_{CP}$  decays needed for the model-independent measurement.

The sensitivity to the angle  $\alpha_3$  comes from the interference of two amplitudes producing opposite flavors of neutral  $D$  meson. Such a mixed state of neutral  $D$  will be called  $D^*$ . For example, in the case of  $B^+$  decay, the mixed state is  $D^*_+ = D^0 + re^{i\alpha_3} D^0$ . Here  $r$  is the ratio of the suppressed and favored amplitudes (it is expected to be of order of 0.1(0.2)), the total phase between the  $D^0$  and  $D^0$  is  $\alpha_+ = \alpha_3 + \delta$ , where  $\delta$  is the strong phase difference between suppressed and favored decays. Analogously, for the decay of  $B^-$ , one can write  $D^*_- = D^0 + re^{i\alpha_3} D^0$  with  $\alpha_- = \alpha_3 + \delta$ .

The Dalitz plot density of  $D^*$  gives immediate information about  $r$  and  $\alpha_3$ , once the amplitude of the  $D^0$  decay is known. The amplitude of the  $D^*_+$  decay as a function of Dalitz plot variables  $m_+^2 = m_{K_S^+}^2$  and  $m_-^2 = m_{K_S^-}^2$  is [16]

$$f_{B^+} = f_D(m_+^2; m_-^2) + re^{i\alpha_3+i\delta} f_D(m_+^2; m_+^2);$$

where  $f_D(m_+^2; m_-^2)$  is an amplitude of the  $D^0 \rightarrow K_S^+$  decay. Similarly,

$$f_{B^-} = f_D(m_+^2; m_+^2) + re^{i\alpha_3+i\delta} f_D(m_+^2; m_-^2):$$

The  $D^0 \rightarrow K_S^+ K_S^-$  decay model can be determined from a large sample of avo-tagged  $D^0 \rightarrow K_S^+ K_S^-$  decays produced in continuum  $e^+e^-$  annihilation. Once that is known, a simultaneous fit of  $B^+$  and  $B^-$  data allows to separate the contributions of  $r$ ,  $\phi_3$  and  $\phi$ . However, avo-tagged  $D^0 \rightarrow K_S^+ K_S^-$  decays only provide information about the absolute value of the  $f_D$  amplitude. The phase term can only be obtained based on some model assumptions (such as Breit-Wigner amplitude dependence of the underlying resonances) which results in the model uncertainty of the  $\phi_3$  measurement.

In the original publication by Giri et al. [8], an approach based on the binned Dalitz plot analysis was proposed which allows to extract  $\phi_3$  without model uncertainties. The idea of the approach is based on the fact that, to measure  $\phi_3$ , complete knowledge of the phase term of  $f_D$  amplitude is not necessary. In the  $D^0 \rightarrow K_S^+ K_S^-$  decay amplitude, we emphasize the absolute value  $|f|$  and phase  $\phi$ :

$$f_D(m_+^2; m_-^2) = |f_D(m_+^2; m_-^2)| e^{i\phi(m_+^2; m_-^2)}$$

Since the phase of  $f_B$  is arbitrary, it can be expressed as

$$f_B = |f_D(m_-^2; m_+^2)| e^{i\phi_3 + i\phi} |f_D(m_-^2; m_+^2)| e^{i\phi(m_-^2; m_+^2) - i\phi(m_+^2; m_-^2)};$$

i. e. only the difference of phase terms  $\phi(m_+^2; m_-^2) - \phi(m_-^2; m_+^2)$  between symmetric points of the phase space is relevant. This difference can be obtained either by studying the decays of neutral  $D$  in CP eigenstate, or it can be fixed by requiring the difference to be equal for  $B^-$  and  $B^+$  decays. Decay of  $D$  meson in CP eigenstate to  $K_S^+ K_S^-$  can be obtained at  $e^+e^-$  machine in the process, e. g.  $e^+e^- \rightarrow (3770) \rightarrow D^0 \bar{D}^0$ , where the other (tag-side)  $D$  meson is reconstructed in CP eigenstate, such as  $K^+ K^-$  or  $K_S^0 \bar{K}_S^0$ .

In the next section, we follow the technique proposed in this publication, to introduce the notation which will be used in the rest of the paper.

#### BASIC IDEA OF THE MODEL-INDEPENDENT TECHNIQUE

The amplitude of  $D^0 \rightarrow D^0$  mixture from  $B^-$  decay is given by

$$f_B(m_+^2; m_-^2) = f_D(m_-^2; m_+^2) + r e^{i\phi} f_D(m_+^2; m_-^2);$$

where  $\phi = \phi_3 + \phi$  for  $B^-$  decay and  $\phi = \phi_3 + \phi$  for  $B^+$  decay.

The amplitude of  $D^0 \rightarrow K_S^+ K_S^-$  decay from CP eigenstate of neutral  $D$  is

$$f_{CP}(m_+^2; m_-^2) = \frac{1}{\sqrt{2}} [|f_D(m_+^2; m_-^2)|^2 + |f_D(m_-^2; m_+^2)|^2];$$

for CP-even and CP-odd states of neutral  $D$ , respectively.

Consider the  $D^0 \rightarrow K_S^+ K_S^-$  Dalitz plot is divided into  $2N$  bins symmetrically over exchange  $m_+^2 \leftrightarrow m_-^2$ . The bins will be denoted by the index  $i$  ranging from  $-N$  to  $N$  (excluding 0); the exchange  $m_+^2 \leftrightarrow m_-^2$  corresponds to the exchange  $i \leftrightarrow -i$ . The number of events in the  $i$ -th bin of the Dalitz plot, given by the region  $D_i$ , is

$$N_i = A_D \int_{D_i} |f_D(m_+^2; m_-^2)|^2 dm_+^2 dm_-^2 = A_D F_i; \quad (1)$$

where  $A_D$  is the normalization that depends on the luminosity integral and definition of amplitude  $f_D$ .

Similarly, for  $D^0 \rightarrow K_S^+ K_S^-$  decays from  $B^+ \rightarrow D K$  mode, the number of events in  $i$ -th bin is

$$\begin{aligned} N_i &= A_B \int_{D_i} |f_B(m_+^2; m_-^2)|^2 dm_+^2 dm_-^2 \\ &= A_B \int_{D_i} |f_D(m_-^2; m_+^2) + r e^{i\phi} f_D(m_+^2; m_-^2)|^2 dm_+^2 dm_-^2 \\ &\quad + 2 \operatorname{Re} [r e^{i\phi} \int_{D_i} f_D(m_+^2; m_-^2) f_D(m_-^2; m_+^2) dm_+^2 dm_-^2] \\ &= A_B F_i + 2 \operatorname{Re}(r e^{i\phi} G_i) + r^2 F_{-i} \\ &= A_B F_i + 2r (\cos \phi \operatorname{Re} G_i - \sin \phi \operatorname{Im} G_i) + r^2 F_{-i} : \end{aligned}$$

Thus in order to extract information about  $\phi_3$ , one needs the values of  $F_i$ , which are obtained from the decays of flavor-tagged  $D$  mesons, and also the values of  $\text{Re } G_i$  and  $\text{Im } G_i$ .

The number of events in  $i$ -th bin for CP-eigenstate of neutral  $D$  is

$$\begin{aligned} M_i &= A_{CP} \int_{D_i}^Z f_{CP}(\mathbf{m}_+^2; \mathbf{m}_-^2) f d\mathbf{m}_+^2 d\mathbf{m}_-^2 \\ &= 2A_{CP} (F_i - 2\text{Re } G_i + F_{-i}): \end{aligned}$$

Substituting the integrals  $F_i$  from Eq. 1 and introducing the parameters  $c_i$  and  $s_i$  which depend on the phase term  $(\mathbf{m}_+^2; \mathbf{m}_-^2)$ , we finally obtain the following system of equations which relates the number of events in bins of flavor  $D$ ,  $D_{CP}$  and  $D^0$  from  $B$  decays:

$$N_i = h_B [K_i + r^2 K_{-i} + 2 \frac{P}{K_i K_{-i}} (rc_i \cos(\phi_3 + \phi_i) - rs_i \sin(\phi_3 + \phi_i))]; \quad (2)$$

$$M_i = h_{CP} [K_i + K_{-i} - 2 \frac{P}{K_i K_{-i}} c_i]; \quad (3)$$

where  $h_B$  and  $h_{CP}$  are the normalization factors which take into account different branching ratios, luminosity integrals and detection efficiencies for  $B$ ,  $D^0$  and  $D_{CP}$  decays,

$$c_i = \frac{1}{P \frac{F_i F_{-i}}{D_i}} \int_{D_i}^Z f_D(\mathbf{m}_+^2; \mathbf{m}_-^2) f f_D(\mathbf{m}_+^2; \mathbf{m}_-^2) \cos(\mathbf{m}_+^2; \mathbf{m}_-^2) d\mathbf{m}_+^2 d\mathbf{m}_-^2; \quad (4)$$

and

$$s_i = \frac{1}{P \frac{F_i F_{-i}}{D_i}} \int_{D_i}^Z f_D(\mathbf{m}_+^2; \mathbf{m}_-^2) f f_D(\mathbf{m}_+^2; \mathbf{m}_-^2) \sin(\mathbf{m}_+^2; \mathbf{m}_-^2) d\mathbf{m}_+^2 d\mathbf{m}_-^2; \quad (5)$$

Note that  $c_i = c_{-i}$  and  $s_i = -s_{-i}$ . The meaning of these parameters is sine and cosine of the phase difference, averaged over the bin area with the weight proportional to  $f_D(\mathbf{m}_+^2; \mathbf{m}_-^2) f f_D(\mathbf{m}_+^2; \mathbf{m}_-^2)$ . It is clear that  $s_i^2 + c_i^2 = 1$ .

The parameters  $c_i$  and  $s_i$  are in general unknown, they can be determined either from  $D_{CP}$  decays, or by leaving them as free parameters in the fit to  $D$  Dalitz plot from  $B \rightarrow DK$  decay. Depending on the way these parameters are obtained, several approaches of  $\phi_3$  extraction are possible. Below we discuss these approaches, together with the toy MC simulation results for each of them.

In our toy MC studies, we assume that the statistics of flavor-tagged  $D$  mesons is practically infinite, therefore, the absolute value of the  $f_D$  amplitude is known to high precision. This is provided by the large cross-section of  $D$  meson production in  $e^+e^-$  process. We also assume that the number of  $D_{CP}$  decays is much larger than the number of  $B$  decays, due to the fact that the cross-section of  $e^+e^- \rightarrow (3770) \rightarrow D^0 D_{CP}^0$  production is approximately two orders of magnitude larger than that of  $e^+e^- \rightarrow (4S) \rightarrow B B_{DK}$  process.

#### APPROACH WITH TAGGED $D_{CP}$ AND CONSTRAINT ON $s_i$

It is clear that for the most precise measurement of  $\phi_3$  given the limited statistics of  $B$  decays, all the available information has to be used. In particular, the unknown quantities  $c_i$  and  $s_i$  have to be extracted from the higher-statistics  $D_{CP}$  data.

The coefficient  $c_i$  can be obtained directly from the  $D^0$  and  $D_{CP}$  decays. For example, if the numbers of  $D_{CP}^+$  and  $D_{CP}^-$  decays are proportional to the branching fractions of  $(3770) \rightarrow D D_{CP}^+$  and  $(3770) \rightarrow D D_{CP}^-$ , respectively, i. e. if  $h_{CP^+} = h_{CP^-}$ ,

$$c_i = \frac{1}{2} \frac{M_i^+ - M_i^-}{M_i^+ + M_i^-} \frac{K_i + K_{-i}}{K_i K_{-i}}$$

(see Eq. 3). However,  $c_i$  can be extracted even in  $D$  decays of only one CP parity.

If the binning is fine enough so that both  $f(\mathbf{m}_+^2; \mathbf{m}_-^2)$  and  $f(\mathbf{m}_+^2; \mathbf{m}_-^2)$  are approximately constant over  $(\mathbf{m}_+^2; \mathbf{m}_-^2) \in D_i$ , the expressions for  $c_i$  and  $s_i$  reduce to  $c_i = \cos(\mathbf{m}_+^2; \mathbf{m}_-^2)$ ,  $s_i = \sin(\mathbf{m}_+^2; \mathbf{m}_-^2)$ . In such a case,  $s_i$  can be directly obtained as  $s_i = \frac{1}{\sqrt{1 - c_i^2}}$ . The sign of  $s_i$  can be chosen either based on the

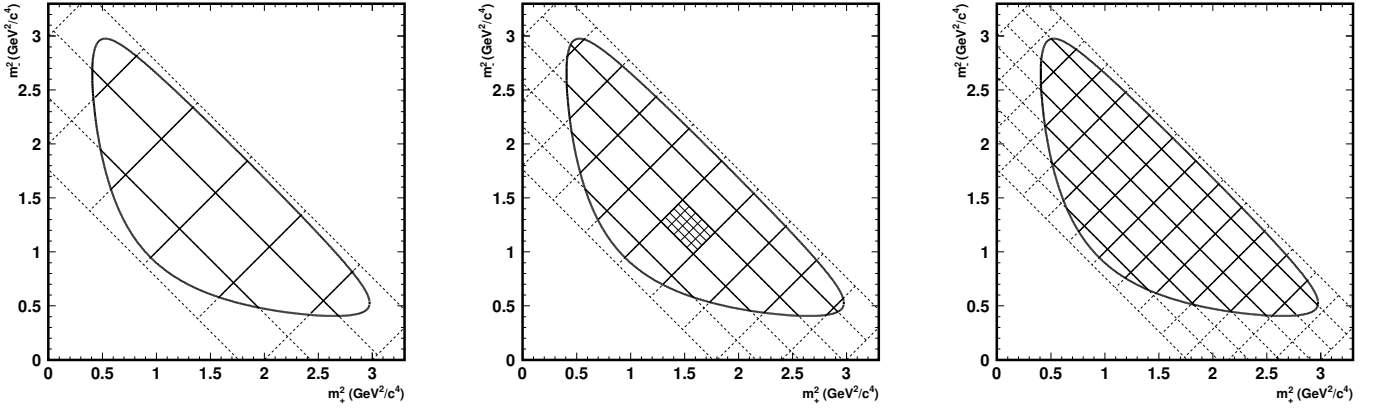


FIG. 1: Binning of the  $D^0 \rightarrow K_S^+ \pi^-$  Dalitz plot. 3x3 (left), 5x5 (center) and 7x7 binning (right). 5x5 sub-binning of one of the bins of the central plot is shown; the sub-binning is used for  $D_{CP}$  Dalitz plot.

continuity requirement (it should vary smoothly for adjacent bins) or under the assumption that  $D^0$  decay proceeds via two-body amplitudes. For simplicity, in our study we take the "correct"  $s_i$  sign (calculated from the input  $D^0$  model).

Once the coefficients  $c_i$  and  $s_i$  are determined, the parameters  $r$ ,  $\alpha_3$  and  $\beta_3$  can be obtained from  $B$  decays by minimizing the negative logarithmic likelihood

$$2 \log L = -2 \log L_+ - 2 \log L_-; \quad (6)$$

where

$$2 \log L = - \sum_{i=1}^N \frac{(N_i - h_B [K_i + r^2 K_i + 2r \sqrt{K_i K_i} (c_i \cos(\alpha_3) + s_i \sin(\alpha_3))])^2}{N_i} \quad (7)$$

is the negative logarithmic likelihood for one  $B$  flavor ( $B^+$  or  $B^-$ ),  $N_i$  is the number of events in  $i$ -th bin for corresponding  $B$  flavor. Here, Gaussian behavior of the number of events in each bin is assumed.

To avoid possible biases due to non-constant  $f(m_+^2; m_-^2)$ , the bin size should be relatively small. The size of the bin is determined by the width of the most narrow structure in the Dalitz plot; in our case, it is the  $\pi^0$  meson with  $m_{\pi^0} = 0.135 \text{ GeV}/c^2$ ; therefore, typical scale of phase variation is  $m^2 = 0.013 \text{ GeV}^2/c^4$ . However, since we assume that the number of  $B$  decays is much smaller than the number of  $D_{CP}$  decays, the number of  $B$  events per bin for such a fine binning can be small. This can affect the fit procedure since we expect Gaussian behavior of the number of events. Therefore, for our study we take relatively rough binning for the fit of  $B$  decays, and introduce a sub-binning of each of "B-bins" into several "D-bins". As follows from definitions (4), (5) and (1), the parameters  $c_i$  and  $s_i$  for "B-bins" can be calculated from finer "D-bins" as

$$c_i = \frac{\sum_j c_{ij}}{N_i}, \quad \frac{p}{K_i} \frac{p}{K_i} = \frac{p}{K_i K_i};$$

$$s_i = \frac{\sum_j s_{ij}}{N_i}, \quad \frac{p}{K_i} \frac{p}{K_i} = \frac{p}{K_i K_i};$$

where the index  $j$  corresponds to the sub-binning of the bin  $D_i$ .

A toy MC study has been performed to obtain the accuracy of  $\alpha_3$  measurement as a function of  $B$  and  $D_{CP}$  decay statistics, and to investigate the influence of the finite bin size on the measurement result. The Dalitz plot binning used for our MC study is shown in Fig. 1. The phase space  $m^2 = m_+^2 - m_-^2 \in (3 \text{ GeV}^2/c^2; 3 \text{ GeV}^2/c^2)$  and  $m^2 = M_D^2 - 2M_\pi^2 - M_K^2 - m_+^2 - m_-^2 \in (0; 2 \text{ GeV}^2/c^2)$  was uniformly divided into rectangular bins, symmetrically over the exchange of the sign of the final state pions. The bin size should certainly affect the statistical precision of the measurement. Since the structure of the  $D^0 \rightarrow K_S^+ \pi^-$  decay matrix element is quite complex, the variations of the event density due to  $CP$  violation change rapidly across the phase space, and, as the bin size becomes larger, the average effect of  $CP$  violation on each bin is reduced. Three different binnings were studied; depending on the

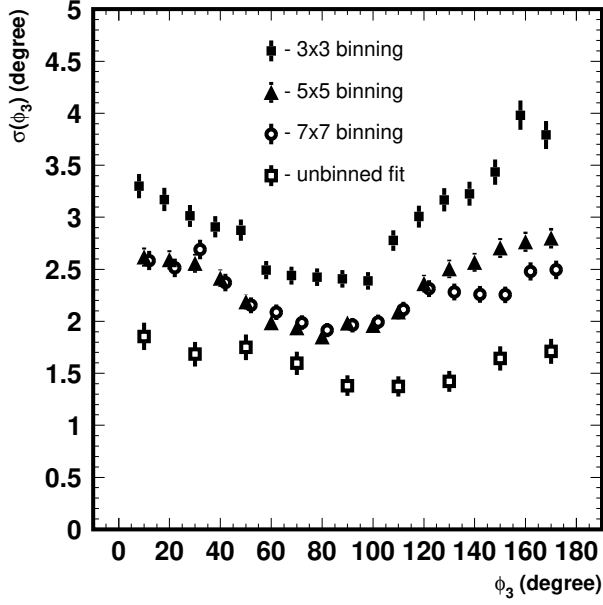


FIG. 2:  $\sigma(\phi_3)$  error as a function of  $\phi_3$ , for different Dalitz plot binnings. Results of the toy MC study with  $2 \times 10^4$   $B \rightarrow DK$  decays,  $4 \times 10^5$   $D_{CP}$  decays,  $r = 0.2$ ,  $\phi = 180^\circ$ .

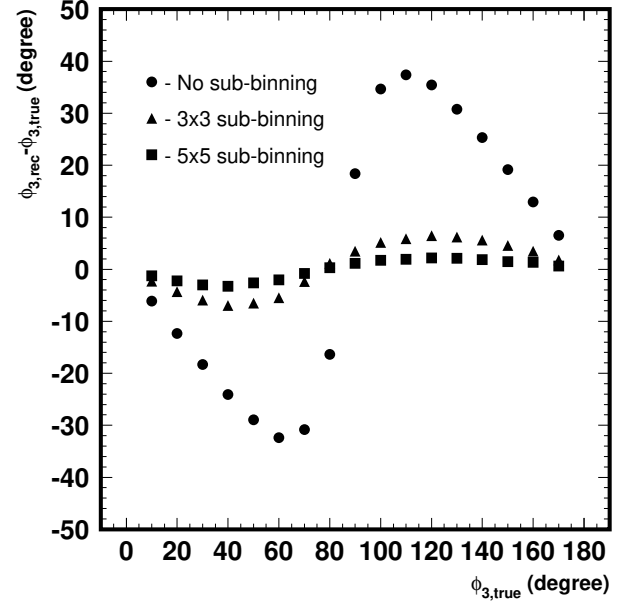


FIG. 3:  $\phi_3$  bias due to finite size of the bin as a function of  $\phi_3$ , for the cases of no sub-binning (circles), 3x3 sub-binning (triangles), 5x5 sub-binning (squares).

number of bins in half of the phase space they are referred to as 3x3 (the corresponding number of bins which enter the half of the kinematically allowed phase space is  $N = 8$ ), 5x5 ( $N = 19$ ) and 7x7 ( $N = 32$ ) binnings.

The parameters  $r$  and  $\phi$  were taken to be 0.2 and  $180^\circ$ , respectively;  $\phi_3$  was scanned in a range from  $0^\circ$  to  $180^\circ$ . For the  $D^0$  decay model, the latest Belle measurement was used [11]. The efficiency variations over the phase space and background contribution were not taken into account in the simulation. The statistical precision of the method certainly depends on the actual  $D^0$  model, therefore, the real experimental precision can somewhat differ from our estimate. The error is also inversely proportional to the magnitude  $r$  of opposite the  $D$  flavor contribution. The estimates of this value vary in the range 0.1-0.2, the current measurements of  $r$  [11, 12] agree with these numbers, although the error is still large. If the actual value of  $r$  differs from our expectation, the results of our study should be scaled accordingly.

The statistical error of the  $\phi_3$  measurement as a function of  $\phi_3$  for the different binnings is shown in Fig. 2. The statistics of  $10^4$   $B \rightarrow DK$  decays of each flavor, and  $2 \times 10^5$   $D_{CP}$  decays of each  $CP$ -parity were used. The  $\phi_3$  accuracy depends only weakly on the values of  $\phi_3$  or  $\phi$  since both  $q$  and  $s_i$  are obtained from the same  $D_{CP}$  statistics and have comparable accuracies. There is no significant difference in the statistical accuracy for 5x5 and 7x7 binnings, while in the case of 3x3 binning the accuracy is worse by 30-40%. We have used the 5x5 binning for all further studies (excluding the case of no  $D_{CP}$  decays). The precision of  $\phi_3$  extracted from a model-dependent unbinned Dalitz plot with the same input parameters is also shown for comparison. The unbinned fit is the optimal technique from the statistical point of view and represents the best limit of the statistical precision. The resolution in that case is approximately 30% better than for the case of binned approach. The optimal choice of binning can possibly improve the accuracy of the binned technique.

The results of the toy MC study of  $\phi_3$  bias due to finite bin size are shown in Fig. 3. The angle  $\phi_3$  was scanned from  $0^\circ$  to  $180^\circ$ , other parameters were taken to be  $r = 0.2$ ,  $\phi = 180^\circ$ . Points show the  $\phi_3$  bias for no sub-binning, 3x3 sub-binning and 5x5 sub-binning (shown in Fig. 1 for one of the bins). For our further study, we have used 5x5 sub-binning, for which the bias does not exceed  $2^\circ$ . In a real experiment the bias can be corrected, e. g. based on the quasi two-body model. Since the correction is comparatively small, the uncertainty introduced by a model-based correction should be negligible.

The results of the study of  $\phi_3$  sensitivity dependence on  $B$  and  $D_{CP}$  decay statistics are shown in Fig. 4. The graph shows the  $\phi_3$  error for  $r = 0.2$ ,  $\phi = 70^\circ$ ,  $\phi = 180^\circ$ . For different values of  $r$ , the error scales inversely proportional to  $r$ . The weak dependence of the statistical error on the phases  $\phi_3$  and  $\phi$  should also be noted, therefore, the

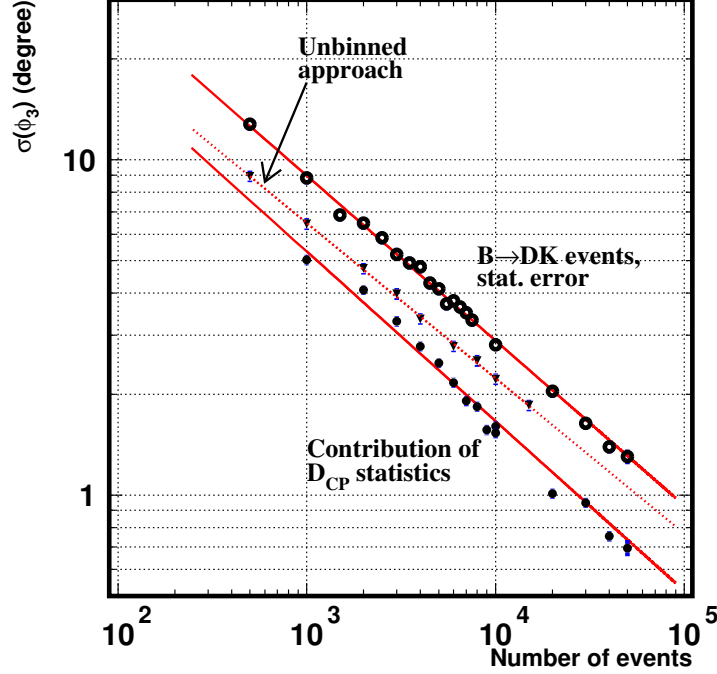


FIG. 4: Statistical error of  $\phi_3$  as a function of number of B decays (open circles) and  $D_{CP}$  decays (dots). Results of toy MC study with  $r = 0.2$ ,  $\phi_3 = 70^\circ$ ,  $\phi_1 = 180^\circ$ .  $\phi_3$  error from model-dependent unbinned Dalitz plot fit with the same input parameters is also shown (dotted line).

actual  $\phi_3$  error can differ by 30-50% depending on the true values of these phases. The dependences on both B and  $D_{CP}$  statistics show a square root scaling. For comparison, the statistical error of  $\phi_3$  extracted by model-dependent unbinned Dalitz plot fit with the same input parameters is shown with the dotted line.

According to our estimations, the proposed super-B factory with its design integrated luminosity of  $50 \text{ ab}^{-1}$ , would allow a measurement of  $\phi_3$  with accuracy below  $2^\circ$ . To keep the contribution to the statistical error from the finite sample of  $D_{CP}$  decays below that level, one needs about  $10^4$  tagged  $D_{CP}$  decays, corresponding to approximately  $10 \text{ fb}^{-1}$  of integrated luminosity at  $(3770)$  peak.

#### APPROACH WITHOUT $s_1$ CONSTRAINT

Constraining  $s_1$  from  $c_1$  introduces a slight model dependence to the measurement result, since the bin size becomes dependent on the width of the Dalitz plot structures of  $D^0$  decay. In principle, the system of equations is solvable even without this constraint. In this case, there are  $8N$  equations (2, 3) for  $2N + 6$  unknowns ( $c_i, s_i, r, \phi_3, \phi_1, h_B, h_{CP}$ ). Coefficients  $c_i$  are still directly obtained from the  $D_{CP}$  decays, while  $s_i$  are mainly constrained by the B decays. Therefore, we expect the accuracy of the  $\cos(\phi_3)$  determination to be higher than that for  $\sin(\phi_3)$ . In other words, the accuracy of  $\phi_3$  determination should strongly depend on the values of  $\phi_3$  and  $\phi_1$ . The  $\phi_3$  error as a function of  $\phi_3$  for  $r = 0.2$  and  $\phi_1 = 180^\circ$  is shown in Fig. 5 (triangles). This plot was obtained by toy MC procedure with  $10^4$  B  $\rightarrow$  DK decays of each flavor, and  $2 \cdot 10^5$   $D_{CP}$  decays of each CP-parity. For comparison, the  $\phi_3$  error is shown obtained with the approach where  $s_1$  is fixed from  $c_1$ .

#### APPROACH WITHOUT TAGGED $D_{CP}$

Even if the  $D_{CP}$  decays are not available, it is in principle possible to extract  $\phi_3$  in a model-independent way using only B  $\rightarrow$  DK and flavor-tagged D decays. For  $N$  pairs of bins, there are  $4N$  equations (2) ( $2N$  for each flavor of B), and  $2N + 4$  unknowns ( $c_i, s_i, r, \phi_3, \phi_1, h_B$ ). Therefore, the system is solvable for  $N \geq 2$ . Technically (if the

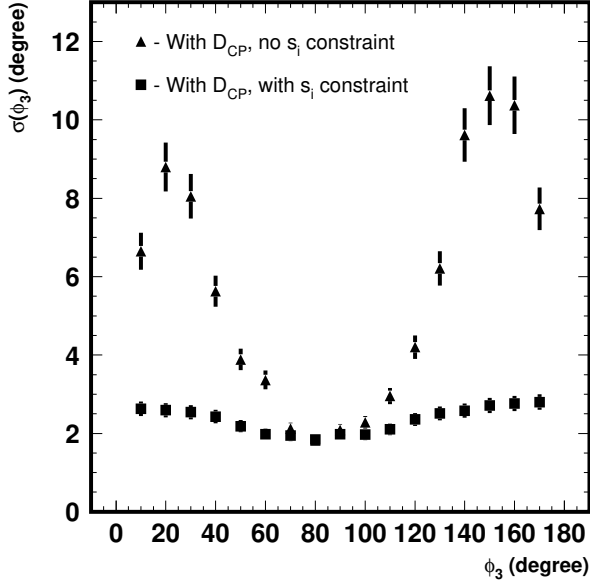


FIG. 5:  $\sigma(\phi_3)$  error as a function of  $\phi_3$  for relaxed  $s_1$  (triangles); and  $s_1$  constrained from  $c_1$  (squares). Results of the toy MC study with  $2 \cdot 10^4$   $B \rightarrow DK$  decays,  $4 \cdot 10^5$   $D_{CP}$  decays,  $r = 0.2$ ,  $\phi = 180^\circ$ ,  $5 \times 5$  Dalitz plot binning.

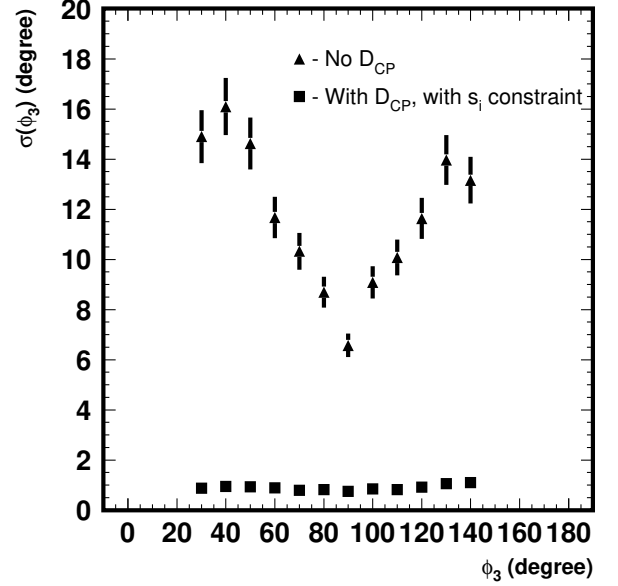


FIG. 6:  $\sigma(\phi_3)$  error as a function of  $\phi_3$  for the model-independent approach without  $D_{CP}$  decays (squares) and with  $D_{CP}$  decays and  $s_1$  constraint (triangles). Results of the toy MC study with  $2 \cdot 10^5$   $B \rightarrow DK$  decays,  $r = 0.2$ ,  $\phi = 180^\circ$ ,  $3 \times 3$  Dalitz plot binning.

number of equations is greater than the number of unknowns), it can be done by minimizing the negative logarithmic likelihood (Eq. 6, 7) with  $c_1$  and  $s_1$  coefficients taken as free parameters.

Practically, however, this approach offers too low sensitivity for any reasonable  $B$  decay statistics. A toy MC study has been performed with  $10^5$   $B \rightarrow DK$  decays of each flavor. The parameters  $r$  and  $\phi$  were taken to be 0.2 and  $180^\circ$ , respectively;  $\phi_3$  was scanned in a range from  $30^\circ$  to  $140^\circ$ . The results of the toy MC study are presented in Fig. 6 for  $3 \times 3$  binning. Statistical precision with  $D_{CP}$  data and  $s_1$  constraint is also shown for comparison. It can be seen from the plots, that the accuracy of the  $\phi_3$  determination is quite poor compared to the method which makes use of  $D_{CP}$  decays.

Taking finer  $5 \times 5$  binning could slightly improve the sensitivity, however, due to large number of free parameters, the fit converges poorly even with a number of  $B$  decays as large as  $10^5$ . Variations of the initial parameters in the fit can lead to significant changes of the fit result. Binning finer than  $5 \times 5$  has not been investigated due to an internal MINUIT limit on the maximum number of free parameters in the minimization.

## CONCLUSION

We have performed a toy Monte-Carlo study of a model-independent way to measure the angle  $\phi_3$  of the unitarity triangle, suggested by Giri et al. [8]. The method involves  $B \rightarrow DK$  decays with neutral  $D$  decaying to  $K_S^+$  final state, together with the decays of  $D$  mesons in  $CP$ -eigenstate to the same final state. Different approaches to the extraction of  $\phi_3$  are considered. Although technically the model-independent measurement of  $\phi_3$  can be performed without decays of  $D$  in  $CP$  eigenstate, the statistics of  $B \rightarrow DK$  decays required to obtain a reasonable  $\phi_3$  accuracy in this approach is unrealistically high.

We have shown that for the optimal strategy (which involves constraining  $s_1$  coefficients from  $c_1$ ), the accuracy of the model-independent binned approach is only 30% worse compared to the unbinned technique. Possibly the choice of the optimal binning (e. g. using non-rectangular bins) can improve the accuracy of the model-independent measurement. The statistical error of  $\phi_3$  does not depend significantly on the  $\phi_3$  and strong phase values.

According to our estimations, the proposed super- $B$  factory [13] with its design integrated luminosity of  $50 \text{ ab}^{-1}$ , would allow a measurement of  $\phi_3$  with accuracy below  $2^\circ$ . To keep the contribution to the statistical error from



the finite sample of  $D_{CP}$  decays below that level, around  $10^4$  tagged  $D_{CP}$  decays are needed, corresponding to approximately  $10 \text{ fb}^{-1}$  of integrated luminosity collected at  $(3770)$  peak. This task can be accomplished by CLEO-c experiment at CESR collider [14] and by upgraded BESIII/BEPC II complex at Beijing with design luminosity of  $10^{33} \text{ cm}^{-2} \text{ s}^{-1}$  [15].

Other contributions to the systematic error, such as background contamination, were not considered in our study. They will certainly depend on the specific detector parameters, but the current experience with model-dependent Dalitz analyses allows us to believe that these contributions will also decrease with increasing statistics.

#### ACKNOWLEDGMENTS

We would like to thank Tim Gershon and David Asner for helpful discussions and suggestions on improving this paper. We are grateful to the Belle collaboration for the interest expressed to our study.

- 
- [1] M. Kobayashi and T. Maskawa, Prog. Theor. Phys. 49, 652 (1973); N. Cabibbo, Phys. Rev. Lett. 10, 531 (1963);
  - [2] BABAR Collaboration, B. Aubert et al., Phys. Rev. D 71, 032005 (2005).
  - [3] Belle Collaboration, R. Itoh, Y. Onuki et al., Phys. Rev. Lett. 95 091601 (2005).
  - [4] M. Gronau and D. London, Phys. Lett. B 253, 483 (1991); M. Gronau and D. Wyler, Phys. Lett. B 265, 172 (1991).
  - [5] I. Dunietz, Phys. Lett. B 270, 75 (1991).
  - [6] D. Atwood, G. Eliam, M. Gronau and A. Soni, Phys. Lett. B 341, 372 (1995).
  - [7] D. Atwood, I. Dunietz and A. Soni, Phys. Rev. Lett. 78, 3257 (1997); D. Atwood, I. Dunietz and A. Soni, Phys. Rev. D 63, 036005 (2001).
  - [8] A. Giri, Yu. Grossman, A. Soer, J. Zupan, Phys. Rev. D 68, 054018 (2003).
  - [9] A. Bondar. Proceedings of BNP Special Analysis Meeting on Dalitz Analysis, 24-26 Sep. 2002, unpublished.
  - [10] Belle Collaboration, K. Abe et al., hep-ex/0308043.
  - [11] Belle Collaboration, A. Poluektov et al., Phys. Rev. D 70, 072003 (2004); K. Abe et al., hep-ex/0411049.
  - [12] BABAR Collaboration, B. Aubert et al., hep-ex/0504039; B. Aubert et al., hep-ex/0507101.
  - [13] Letter of Intent for KEK Super B Factory, KEK Report 2004-4.
  - [14] Y. Kubota et al. [CLEO Collaboration], Nucl. Instrum. Methods Phys. Res., Sect. A 320, 66 (1992); D. Peterson et al., Nucl. Instrum. Meth. A 478, 142 (2002); M. Artuso et al., Nucl. Instrum. Meth. A 502, 91 (2003); R. A. Briere et al., Cornell University Report CLNS-01-1742.
  - [15] The BES Detector, preliminary design report, IHEP-BEPC II-SB-13 (2004).
  - [16] We neglect possible effects of charm mixing and CP violation in D decay, which are strongly suppressed in the Standard Model.