

Branching Ratio and CP Asymmetry of $B \rightarrow \pi^0$ Decays in the Perturbative QCD Approach

Xin Liu, Huisheng Wang, Zhenjun Xiao, and Libo Guo^y

Department of Physics, Nanjing Normal University,
Nanjing, Jiangsu 210097, P.R.China

Caidian Lu

CCAST (World Laboratory), P.O. Box 8730, Beijing 100080, China; and

Institute of High Energy Physics, CAS,
P.O. Box 918(4) Beijing 100049, China^z

(Dated: March 31, 2019)

Abstract

In this paper, we calculate the branching ratios and CP-violating asymmetries for $B \rightarrow \pi^0$ and $B^+ \rightarrow \pi^+ \pi^0$ decays in the perturbative QCD factorization approach. In this approach, we not only calculate the usual factorizable contributions, but also evaluate the non-factorizable and annihilation type contributions. Besides the current-current operators, the contributions from the QCD and electroweak penguin operators are also taken into account. The theoretical predictions for the branching ratios agree well with the measured values for $B^+ \rightarrow \pi^+ \pi^0$ decays, and consistent with the currently available experimental upper limits for $B \rightarrow \pi^0$ decays. We also predict large CP-violating asymmetries in these decays: $A_{CP}^{dir}(\pi^0) = 28\%$, $A_{CP}^{dir}(\pi^0)$ 34%, $A_{CP}^{dir}(\pi^0) = 16\%$, $A_{CP}^{dir}(\pi^0 \pi^0) = 14\%$, $A_{CP}^{mix}(\pi^0) = +17\%$, and $A_{CP}^{mix}(\pi^0 \pi^0) = +11\%$, which can be tested by the current or future B factory experiments.

PACS numbers: 13.25.Hw, 12.38.Bx, 14.40.Nd

^z Mailing address.

Electronic address: xiaozhenjun@njjnu.edu.cn

^y Electronic address: guolib@em ailnjjnu.edu.cn

I. INTRODUCTION

Along with the great progress in theoretical studies and experimental measurements, the charmless two-body B meson decays are getting more and more interesting and attracting more and more attentions, since they provide a good place for testing the standard model (SM), studying CP violation and searching for possible new physics beyond the SM.

For the charmless two-body B meson decays, the perturbative QCD (PQCD) factorization approach [1, 2, 3] is a nice method to calculate the hadronic matrix element $\langle M_1 M_2 | \mathcal{O}_i | B \rangle$ where M_1 and M_2 are light mesons. Many B meson decay channels have been studied in the PQCD approach [4, 5, 6, 7]. In this paper, we would like to calculate the branching ratios and CP asymmetries for the $B \rightarrow \pi^0 \pi^0$ decays by employing the low energy effective Hamiltonian [8] and the PQCD approach. Besides the usual factorizable contributions, we here are able to evaluate the non-factorizable and the annihilation contributions to these decays.

Theoretically, the four $B \rightarrow \pi^0 \pi^0$ decays have been studied before in the naive or generalized factorization approach [9], as well as in the QCD factorization approach [10]. On the experimental side, the branching ratios of $B \rightarrow \pi^+ \pi^-$; $\pi^+ \pi^0$ decays have been measured [11, 12, 13, 14],

$$\begin{aligned} \text{Br}(B^+ \rightarrow \pi^+ \pi^0) &= 8.1_{-1.5}^{+1.7} \times 10^{-6}; \\ \text{Br}(B^+ \rightarrow \pi^+ \pi^+ \pi^-) &= 12.9_{-5.5}^{+6.2} \times 10^{-6}; \end{aligned} \quad (1)$$

For $B \rightarrow \pi^0 \pi^0$; $\pi^0 \pi^0$ decays, only the experimental upper limits are available now [14]

$$\text{Br}(B^0 \rightarrow \pi^0 \pi^0) < 1.5 \times 10^{-6}; \quad \text{Br}(B^0 \rightarrow \pi^0 \pi^+ \pi^-) < 4.3 \times 10^{-6}; \quad (2)$$

For $B \rightarrow \pi^0 \pi^0$ decays, the B meson is heavy, setting at rest and decaying into two light mesons (i.e. π^0 and π^0) with large momenta. Therefore the light meson state mesons are moving very fast in the rest frame of B meson. In this case, the short distance hard process dominates the decay amplitude. We assume that the soft meson state interaction is not important for such decays, since there is not enough time for light mesons to exchange soft gluons. Therefore, it makes the PQCD reliable in calculating the $B \rightarrow \pi^0 \pi^0$ decays. With the Sudakov resummation, we can include the leading double logarithms for all loop diagrams, in association with the soft contribution. Unlike the usual factorization approach, the hard part of the PQCD approach consists of six quarks rather than four. We thus call it six-quark operators or six-quark effective theory. Applying the six-quark effective theory to B meson decays, we need meson wave functions for the hadronization of quarks into mesons. All the collinear dynamics are included in the meson wave functions.

This paper is organized as follows. In Sec. II, we give a brief review for the PQCD factorization approach. In Sec. III, we calculate analytically the related Feynman diagrams and present the various decay amplitudes for the studied decay modes. In Sec. IV, we show the numerical results for the branching ratios and CP asymmetries of $B \rightarrow \pi^0 \pi^0$ decays and comparing them with the measured values. The summary and some discussions are included in the final section.

II. THEORETICAL FRAMEWORK

The three scale PQCD factorization approach has been developed and applied in the non-leptonic B meson decays [1, 2, 3, 4, 5, 6, 7] for some time. In this approach, the decay amplitude is separated into soft, hard, and harder dynamics characterized by different energy scales ($t; m_b; M_W$). It is conceptually written as the convolution,

$$A(B \rightarrow M_1 M_2) = \int d^4 k_1 d^4 k_2 d^4 k_3 \text{Tr}[C(t) \phi_B(k_1) \phi_{M_1}(k_2) \phi_{M_2}(k_3) H(k_1; k_2; k_3; t)]; \quad (3)$$

where k_i 's are momenta of light quarks included in each mesons, and Tr denotes the trace over Dirac and color indices. $C(t)$ is the Wilson coefficient which results from the radiative corrections at short distance. In the above convolution, $C(t)$ includes the harder dynamics at larger scale than M_B scale and describes the evolution of local 4-Fermi operators from m_W (the W boson mass) down to $t = O(M_B^2)$ scale, where $M_B = m_b$. The function $H(k_1; k_2; k_3; t)$ describes the four quark operator and the spectator quark connected by a hard gluon whose q^2 is in the order of M_B^2 , and includes the $O(1/M_B^2)$ hard dynamics. Therefore, this hard part H can be perturbatively calculated. The function ϕ_M is the wave function which describes hadronization of the quark and anti-quark to the meson M . While the function H depends on the processes considered, the wave function ϕ_M is independent of the specific processes. Using the wave functions determined from other well-measured processes, one can make quantitative predictions here.

Since the b quark is rather heavy we consider the B meson at rest for simplicity. It is convenient to use light-cone coordinate (p^+, p^-, p_T) to describe the meson's momenta,

$$p = \frac{1}{2}(p^0 + p^3); \quad \text{and} \quad p_T = (p^1; p^2); \quad (4)$$

Through out this paper, we use the light-cone coordinates to write the four momentum as (k_1^+, k_1^-, k_{1T}^2) . Using these coordinates the B meson and the two final state meson momenta can be written as

$$P_1 = \frac{M_B}{2}(1; 1; 0_T); \quad P_2 = \frac{M_B}{2}(1; r^2; 0_T); \quad P_3 = \frac{M_B}{2}(0; 1; 0_T); \quad (5)$$

respectively, where $r^2 = m_{M_2}^2/m_B^2$; the light pseudoscalar meson masses have been neglected.

For the $B \rightarrow \pi^0 \pi^0$ decays considered here, only the meson's longitudinal part contributes to the decays, its polar vector is $L = \frac{M_B}{2M}(1; r^2; 0_T)$. Putting the light (anti-) quark momenta in B, and π^0 mesons as k_1, k_2 , and k_3 , respectively, we can choose

$$k_1 = (x_1 P_1^+; 0; k_{1T}); \quad k_2 = (x_2 P_2^+; 0; k_{2T}); \quad k_3 = (0; x_3 P_3^-; k_{3T}); \quad (6)$$

Then, the integration over k_1, k_2 , and k_3 in eq.(3) will lead to

$$A(B \rightarrow \pi^0 \pi^0) = \int dx_1 dx_2 dx_3 b_1 db_1 b_2 db_2 b_3 db_3 \text{Tr}[C(t) \phi_B(x_1; b_1) \phi_{\pi^0}(x_2; b_2) \phi_{\pi^0}(x_3; b_3) H(x_1; b_1; t) S_t(x_i) e^{S(t)}]; \quad (7)$$

where b_1 is the conjugate space coordinate of k_{iT} , and t is the largest energy scale in function $H(x_i; b_1; t)$. The large logarithms ($\ln m_W = t$) coming from QCD radiative corrections to four quark operators are included in the Wilson coefficients $C(t)$. The large double logarithms ($\ln^2 x_i$) on the longitudinal direction are summed by the threshold resummation [15], and they lead to $S_t(x_i)$ which smears the end-point singularities on x_i . The last term, $e^{S(t)}$, is the Sudakov form factor resulting from overlap of soft and collinear divergences, which suppresses the soft dynamics effectively [16]. Thus it makes the perturbative calculation of the hard part H applicable at intermediate scale, i.e., M_B scale. We will calculate analytically the function $H(x_i; b_1; t)$ for $B \rightarrow \pi^0$ decays in the first order in s expansion and give the convoluted amplitudes in next section.

A. Wilson Coefficients

For $B \rightarrow \pi^0$ decays, the related weak effective Hamiltonian H_{eff} can be written as [8]

$$H_{\text{eff}} = \frac{G_F}{2} V_{ub} V_{ud} (C_1(\mu) O_1^u(\mu) + C_2(\mu) O_2^u(\mu)) + \sum_{i=3}^{10} C_i(\mu) O_i(\mu) \quad (8)$$

We specify below the operators in H_{eff} for $b \rightarrow d$ transition:

$$\begin{aligned} O_1^u &= d_L u_L u_L b_L; & O_2^u &= d_L u_L u_L b_L; \\ O_3 &= d_L b_L \bar{u}_L q^0_L q^0_L; & O_4 &= d_L b_L \bar{u}_L q^0_L q^0_L; \\ O_5 &= d_L b_L \bar{u}_L q^0_L q^0_L; & O_6 &= d_L b_L \bar{u}_L q^0_L q^0_L; \\ O_7 &= \frac{3}{2} d_L b_L \bar{u}_L q^0_L q^0_L; & O_8 &= \frac{3}{2} d_L b_L \bar{u}_L q^0_L q^0_L; \\ O_9 &= \frac{3}{2} d_L b_L \bar{u}_L q^0_L q^0_L; & O_{10} &= \frac{3}{2} d_L b_L \bar{u}_L q^0_L q^0_L; \end{aligned} \quad (9)$$

where L and R are the left- and right-handed projection operators with $L = (1 - \gamma_5)$, $R = (1 + \gamma_5)$. The sum over q^0 runs over the quark fields that are active at the scale $\mu = O(m_b)$, i.e., $(q^0 = u, d, s, c, b)$. The PQCD approach works well for the leading twist approximation and leading double logarithm summation. For the Wilson coefficients $C_i(\mu)$ ($i = 1, \dots, 10$), we will also use the leading order (LO) expressions, although the next-to-leading order calculations already exist in the literature [8]. This is the consistent way to cancel the explicit μ dependence in the theoretical formulae.

For the renormalization group evolution of the Wilson coefficients from higher scale to lower scale, we use the formulae as given in Ref.[4] directly. At the high m_W scale, the leading order Wilson coefficients $C_i(M_W)$ are simple and can be found easily in Ref.[8]. In PQCD approach, the scale t may be larger or smaller than the m_b scale. For the case of $m_b < t < m_W$, we evaluate the Wilson coefficients at t scale using leading logarithm running equations, as given in Eq.(C1) of Ref. [4]. In numerical calculations, we use $s = 4 = [1 \ln(t^2 = \frac{(5)}{Q_{CD}^2})]$ which is the leading order expression with $\frac{(5)}{Q_{CD}} = 193 \text{ MeV}$, derived from $\frac{(4)}{Q_{CD}} = 250 \text{ MeV}$. Here $n_f = (33 - 2n_f) = 12$, with the appropriate number of active quarks n_f . $n_f = 5$ when scale t is larger than m_b .

At a given energy scale $t = m_b = 4.8 \text{ GeV}$, the LO Wilson coefficients $C_i(m_b)$ as given in Ref. [4] are

$$\begin{aligned} C_1 &= 0.2703; & C_2 &= 1.1188; & C_3 &= 0.0126; & C_4 &= 0.0270; \\ C_5 &= 0.0085; & C_6 &= 0.0326; & C_7 &= 0.0011; & C_8 &= 0.0004; \\ C_9 &= 0.0090; & C_{10} &= 0.0022; \end{aligned} \quad (10)$$

If the scale $t < m_b$, then we evaluate the Wilson coefficients at t scale using the input of Eq. (10) and the formulae in Appendix D of Ref. [4] for the case of $n_f = 4$.

B. Wave Functions

In the resummation procedures, the B meson is treated as a heavy-light system. In general, the B meson light-cone matrix element can be decomposed as [17, 18]

$$\begin{aligned} & \int_0^1 \frac{d^4 z}{(2\pi)^4} e^{ik_1 \cdot z} \langle 0 | \bar{\psi}(0) \gamma_5 \psi(z) | B(p_B) \rangle \\ &= \frac{i}{2N_c} (\not{p}_B + m_B) \gamma_5 \phi_B(k_1) - \frac{\not{v}}{2} \phi_B(k_1); \end{aligned} \quad (11)$$

where $n = (1; 0; 0_T)$, and $v = (0; 1; 0_T)$ are the unit vectors pointing to the plus and minus directions, respectively. From the above equation, one can see that there are two Lorentz structures in the B meson distribution amplitudes. They obey to the following normalization conditions

$$\int \frac{d^4 k_1}{(2\pi)^4} \phi_B(k_1) = \frac{f_B}{2N_c}; \quad \int \frac{d^4 k_1}{(2\pi)^4} \not{v} \phi_B(k_1) = 0; \quad (12)$$

In general, one should consider these two Lorentz structures in calculations of B meson decays. However, it can be argued that the contribution of \not{v} is numerically small [19], thus its contribution can be numerically neglected. Using this approximation, we can reduce one input parameter in our calculation. Therefore, we only consider the contribution of Lorentz structure

$$\phi_B = \frac{1}{2N_c} (\not{p}_B + m_B) \gamma_5 \phi_B(k_1); \quad (13)$$

In the next section, we will see that the hard part is always independent of one of the k_1^+ and/or k_1^- , if we make approximations shown in next section. The B meson wave function is then the function of variable k_1^- (or k_1^+) and k_1^2 ,

$$\phi_B(k_1; k_1^2) = \int dk_1^+ \phi_B^+(k_1^+; k_1^-; k_1^2); \quad (14)$$

The wave function for dd components in B^0 meson are given as:

$$\phi_{dd}^A(p; x; k_1^2) = \phi_{dd}^A(x) + m_0^{\text{dd}} \phi_{dd}^P(x) + m_0^{\text{dd}} \not{v} \phi_{dd}^V(x) + \not{n}_{dd}^T \phi_{dd}^T(x) \quad (15)$$

where P and x are the momentum and the momentum fraction of $d\bar{d}$, respectively. We assumed here that the wave function of $d\bar{d}$ is same as the $u\bar{u}$ wave function. The parameter is either +1 or -1 depending on the assignment of the momentum fraction x .

In $B \rightarrow \pi^0$ decays, meson is longitudinally polarized. We only consider its wave function in longitudinal polarization [19, 21],

$$\langle (P; L) | j_L(z) u(0) \bar{d} \rangle = \frac{1}{2N_c} \int_0^1 e^{ixP \cdot z} = \bar{P}^L(x) + m^L(x) + m^S(x); \quad (16)$$

The second term in above equation is the leading twist wave function (twist-2), while the first and third terms are sub-leading twist (twist-3) wave functions.

The transverse momentum k_T^2 is usually conveniently converted to the b parameter by Fourier transformation. The initial conditions of leading twist $f_i(x)$, $i = B; ; ;^0$, are of non-perturbative origin, satisfying the normalization

$$\int_0^1 f_i(x; b=0) dx = \frac{1}{2} f_i; \quad (17)$$

with f_i the meson decay constants.

III. PERTURBATIVE CALCULATIONS

In the previous section we have discussed the wave functions and Wilson coefficients of the amplitude in eq.(3). In this section, we will calculate the hard part $H(t)$. This part involves the four quark operators and the necessary hard gluon connecting the four quark operator and the spectator quark. We will show the whole amplitude for each diagram including wave functions. Similar to the $B \rightarrow \pi^0$ decays [22], first 8 type diagrams contributing to the $B \rightarrow \pi^0$ decays, are illustrated in Figure 1. We first calculate the usual factorizable diagrams (a) and (b). Operators O_1, O_2, O_3, O_4, O_9 , and O_{10} are $(V-A)(V-A)$ currents, the sum of their amplitudes is given as

$$\begin{aligned} F_e = & \frac{1}{4} \frac{P_-}{2G_F} C_F m_B^4 \int_0^1 dx_1 dx_3 \int_0^1 db_1 db_3 b_3 B(x_1; b_1) \\ & ((1+x_3) f(x_3; b_3) + (1-2x_3) r^S(x_3; b_3) + r^L(x_3; b_3)) \\ & s(t_e^1) h_e(x_1; x_3; b_1; b_3) \exp[-S_{ab}(t_e^1)] \\ & + 2r^S(x_3; b_3) s(t_e^2) h_e(x_3; x_1; b_3; b_1) \exp[-S_{ab}(t_e^2)]; \end{aligned} \quad (18)$$

where $C_F = 4/3$ is a color factor. The function h_e^i , the scales t_e^i and the Sudakov factors S_{ab} are displayed in the appendix. In the above equation, we do not include the Wilson coefficients of the corresponding operators, which are process dependent. They will be shown later in this section for different decay channels. The diagrams Fig. 1 (a) and 1 (b) are also the diagrams for the $B \rightarrow \pi^0$ form factor $A_0^{B \rightarrow \pi^0}$. Therefore we can extract $A_0^{B \rightarrow \pi^0}$ from Eq. (18).

The operators O_5, O_6, O_7 , and O_8 have a structure of $(V-A)(V+A)$. In some decay channels, some of these operators contribute to the decay amplitude in a factorizable way.

integration of b_1 and b_2 . For the $(V-A)(V-A)$ operators, the result is

$$M_e = \frac{16}{3} G_F C_F m_B^4 \int_0^1 dx_1 dx_2 dx_3 \int_0^1 b_1 db_1 b_2 db_2 \int_B (x_1; b_1)^A (x_2; b_2) x_3 (x_3; b_2) 2r^t(x_3; b_3) s(t_f) h_f(x_1; x_2; x_3; b_1; b_2) \exp[-S_{cd}(t_f)] \quad (21)$$

For the non-factorizable annihilation diagrams (e) and (f), again all three wave functions are involved. Here we have two kinds of contributions. M_a is the contribution containing operator type $(V-A)(V-A)$, while M_a^P is the contribution containing operator type $(V-A)(V+A)$.

$$M_a = \frac{16}{3} G_F C_F m_B^4 \int_0^1 dx_1 dx_2 dx_3 \int_0^1 b_1 db_1 b_2 db_2 \int_B (x_1; b_1) x_3 (x_3; b_2)^A (x_2; b_2) + r r (x_3 - x_2)^P (x_2; b_2)^t (x_3; b_2) + T (x_2; b_2)^s (x_3; b_2) + (x_3 + x_2)^P (x_2; b_2)^s (x_3; b_2) + T (x_2; b_2)^t (x_3; b_2) s(t_f^1) h_f^1(x_1; x_2; x_3; b_1; b_2) \exp[-S_{ef}(t_f^1)] x_2 (x_3; b_2)^A (x_2; b_2) + r r (x_2 - x_3)^P (x_2; b_2)^t (x_3; b_2) + T (x_2; b_2)^s (x_3; b_2) + r r (2 + x_2 + x_3)^P (x_2; b_2)^s (x_3; b_2) (2 - x - x_3)^T (x_2; b_2)^t (x_3; b_2) s(t_f^2) h_f^2(x_1; x_2; x_3; b_1; b_2) \exp[-S_{ef}(t_f^2)] ; \quad (22)$$

where $r = m_0 = m_B$.

$$M_a^P = \frac{16}{3} G_F C_F m_B^4 \int_0^1 dx_1 dx_2 dx_3 \int_0^1 b_1 db_1 b_2 db_2 \int_B (x_1; b_1) x_2 r (x_3; b_2)^P (x_2; b_2) + T (x_2; b_2) x_3 r^s (x_3; b_2) + t (x_3; b_2)^A (x_2; b_2) s(t_f^1) h_f^1(x_1; x_2; x_3; b_1; b_2) \exp[-S_{ef}(t_f^1)] + (2 - x_2) r (x_3; b_2)^P (x_2; b_2) + T (x_2; b_2) (2 - x) r^s (x_3; b_2) + t (x_3; b_2)^A (x_2; b_2) s(t_f^2) h_f^2(x_1; x_2; x_3; b_1; b_2) \exp[-S_{ef}(t_f^2)] g : \quad (23)$$

The factorizable annihilation diagrams (g) and (h) involve only ψ and ψ^0 wave functions. There are also two kinds of decay amplitudes for these two diagrams. F_a is for $(V-A)(V-A)$ type operators, and F_a^P is for $(S-P)(S+P)$ type operators,

$$F_a = \frac{P-}{4 \cdot 2} G_F C_F f_B m_B^4 \int_0^1 dx_2 dx_3 \int_0^1 b_2 db_2 b_3 db_3 x_3 (x_3; b_3)^A (x_2; b_2) + 2r r^P (x_2; b_2) (1 + x_3)^s (x_3; b_3) (1 - x)^t (x_3; b_2) s(t_e^3) h_a(x_2; x_3; b_2; b_3) \exp[-S_{gh}(t_e^3)] + x_2 (x_3; b_3)^A (x_2; b_2) + 2r r^s (x_3; b_3) (1 + x_2)^P (x_2; b_2) (1 - x)^T (x_2; b_2) s(t_e^4) h_a(x_3; x_2; b_3; b_2) \exp[-S_{gh}(t_e^4)] ; \quad (24)$$

$$\begin{aligned}
F_a^P = & 8 \frac{p}{2} G_F C_F m_B^4 f_B \int_0^1 dx_2 \int_0^1 dx_3 \int_0^1 db_2 \int_0^1 db_3 \\
& 2r (x_3; b_3) {}^P (x_2; b_2) + x_3 r {}^S (x_3; b_3) {}^T (x_3; b_2) {}^A (x_2; b_2) \\
& {}_s(t_e^3) h_a(x_2; x_3; b_2; b_3) \exp[S_{gh}(t_e^3)] \\
& + 2r {}^S (x_3; b_3) {}^A (x_2; b_2) + x_2 r {}^P (x_2; b_2) {}^T (x_2; b_2) (x_3; b_3) \\
& {}_s(t_e^4) h_a(x_3; x_2; b_3; b_2) \exp[S_{gh}(t_e^4)] :
\end{aligned} \tag{25}$$

In the above equations, we have assumed that $x_1 \ll x_2, x_3$. Since the light quark momentum fraction x_1 in B meson is peaked at the small x_1 region, while quark momentum fraction x_2 of ${}^{(0)}$ is peaked around 0.5, this is not a bad approximation. The numerical results also show that this approximation makes very little difference in the final result. After using this approximation, all the diagrams are functions of $k_1 = x_1 m_B = \frac{1}{2}$ of B meson only, independent of the variable of k_1^+ . Therefore the integration of eq.(14) is performed safely.

If we exchange the ${}^{(0)}$ and ${}^{(1)}$ in Figure 1, the result will be different. Because this will switch the dominant contribution from B ! form factor to B ! ${}^{(0)}$ form factors. The new diagrams are shown in Figure 2.

We firstly consider the factorizable diagrams Fig. 2 (a) and 2 (b). The decay amplitude F_e induced by inserting the $(V - A)(V - A)$ operators is

$$\begin{aligned}
F_e = & 4 \frac{p}{2} G_F C_F f m_B^4 \int_0^1 dx_1 \int_0^1 dx_3 \int_0^1 db_1 \int_0^1 db_3 {}_B(x_1; b_1) \\
& (1 + x_3) {}^A (x_3; b_3) + r (1 - 2x_3) {}^P (x_3; b_3) + {}^T (x_3; b_3) \\
& {}_s(t_e^1) h_e(x_1; x_3; b_1; b_3) \exp[S_{ab}(t_e^1)] \\
& + 2r {}^P (x_3; b_3) {}_s(t_e^2) h_e(x_3; x_1; b_3; b_1) \exp[S_{ab}(t_e^2)] :
\end{aligned} \tag{26}$$

These two diagrams are also responsible for the calculation of B ! ${}^{(0)}$ form factors $F_0^{B!}$ and $F_0^{B!^{(0)}}$. These two form factors can be extracted from Eq. (26).

Since only the vector part of the $(V + A)$ current contribute to the vector meson production, the decay amplitude F_e^P induced by inserting $(V - A)(V + A)$ operators is identical with the amplitude F_e as given in Eq. (26), i.e.,

$$F_e^P = F_e : \tag{27}$$

Because neither scalar nor pseudo-scalar density gives contribution to a vector meson production, $h \bar{\psi} + P \bar{\psi} i = 0$, we get

$$F_e^P = 0 : \tag{28}$$

For the non-factorizable diagrams Fig. 2 (c) and 2 (d), the corresponding decay amplitudes are

$$\begin{aligned}
M_e = & \frac{16}{3} G_F C_F m_B^4 \int_0^1 dx_1 \int_0^1 dx_2 \int_0^1 dx_3 \int_0^1 db_1 \int_0^1 db_2 {}_B(x_1; b_1) (x_2; b_2) \\
& x_3 {}^A (x_3; b_2) - 2r {}^T (x_3; b_2) {}_s(t_e) h_f(x_1; x_2; x_3; b_1; b_2) \exp[S_{cd}(t_e)] ;
\end{aligned} \tag{29}$$

amplitude M_a for $(V - A)(V - A)$ operators, M_a^P for $(V - A)(V + A)$ operators,

$$\begin{aligned}
M_a = & \frac{16}{\sqrt{3}} G_F C_F m_B^4 \int_0^{Z_1} dx_1 dx_2 dx_3 \int_0^{Z_1} b_1 db_1 b_2 db_2 \int_B (x_1; b_1) \\
& x_3 (x_2; b_2) A(x_3; b_2) + r r (x_3 - x_2) P(x_3; b_2) t(x_2; b_2) + T(x_3; b_2) \\
& s(x_2; b_2) + (x_2 + x_3) P(x_3; b_2) s(x_2; b_2) + T(x_3; b_2) t(x_2; b_2) \\
& s(t_f^1) h_f^1(x_1; x_2; x_3; b_1; b_2) \exp[-S_{ef}(t_f^1)] \\
& + x_2 (x_2; b_2) A(x_3; b_2) + r r (x_2 - x_3) P(x_3; b_2) t(x_2; b_2) + T(x_3; b_2) \\
& s(x_2; b_2) + (2 + x_2 + x_3) P(x_3; b_2) s(x_2; b_2) - (2 - x_2 - x_3) T(x_3; b_2) \\
& t(x_2; b_2) - s(t_f^2) h_f^2(x_1; x_2; x_3; b_1; b_2) \exp[-S_{ef}(t_f^2)] ; \quad (31)
\end{aligned}$$

$$M_a^P = M_a^P ; \quad (32)$$

For the factorizable annihilation diagrams Fig. 2 (g) and 2 (h), we have

$$F_a = F_a ; \quad (33)$$

$$F_a^P = F_a^P ; \quad (34)$$

Before we put the things together to write down the decay amplitudes for the studied decay modes, we give a brief discussion about the η' mixing and the gluonic component of the η' meson.

The η and η' are neutral pseudoscalar ($J^P = 0^-$) mesons, and usually considered as mixtures of the $SU(3)_F$ singlet η_1 and the octet η_8 :

$$\eta_0 = \begin{pmatrix} \cos \theta_p & \sin \theta_p \\ \sin \theta_p & \cos \theta_p \end{pmatrix} \begin{pmatrix} \eta_8 \\ \eta_1 \end{pmatrix} ; \quad (35)$$

with

$$\begin{aligned}
\eta_8 &= \frac{1}{\sqrt{6}} (uu + dd - 2ss) ; \\
\eta_1 &= \frac{1}{\sqrt{3}} (uu + dd + ss) ; \quad (36)
\end{aligned}$$

where θ_p is the mixing angle to be determined by various related experiments [23]. From previous studies, one obtains the mixing angle θ_p between -20° to -10° . One best fit result as given in Ref. [24] is $-17^\circ \leq \theta_p \leq -10^\circ$.

As shown in Eqs. (35,36), η and η' are generally considered as a linear combination of light quark pairs. But it should be noted that the η' meson may has a gluonic component in order to interpret the anomalously large branching ratios of $B \rightarrow K \eta'$ and $J/\psi \rightarrow \eta'$ [24, 25]. In Refs. [24, 25, 26], the physical states η and η' were defined as

$$\begin{aligned}
|j\rangle &= X \frac{uu + dd}{\sqrt{2}} + Y |jss\rangle ; \\
|j^0\rangle &= X^0 \frac{uu + dd}{\sqrt{2}} + Y^0 |jss\rangle + Z^0 |j\text{gluonium}\rangle ; \quad (37)
\end{aligned}$$

where $X_{(0)}$, $Y_{(0)}$ and Z_0 parameters describe the ratios of $uu + dd$, ss and gluonium ($SU(3)_F$ singlet) component of ϕ^0 , respectively. In Ref.[24], the author shows that the gluonic admixture in ϕ^0 can be as large as 26%, i.e.

$$Z_0 = X_{(0)} + Y_{(0)} + Z_0 = 0.26: \quad (38)$$

According to paper [25], a large $SU(3)$ singlet contribution can help us to explain the large branching ratio for $B \rightarrow K^0$ decay, but also result in a large branching ratio for $B \rightarrow K^0$ decay, $Br(B \rightarrow K^0) = 7.0(13) \times 10^6$ for $p = 20(10)$ as given in Table II of Ref. [25], which is clearly too large than currently available upper limits [14]:

$$Br(B \rightarrow K^0) < 1.9 \times 10^6: \quad (39)$$

Although a lot of studies have been done along this direction, but we currently still do not understand the anomalous $gg \phi^0$ coupling clearly, and do not know how to calculate reliably the contributions induced by the gluonic component of ϕ^0 meson. In this paper, we firstly assume that ϕ^0 does not have the gluonic component, and set the quark content of ϕ and ϕ^0 as described by Eqs. (35,36). We will also discuss the effects of a non-zero gluonic admixture of ϕ^0 in next section.

Combining the contributions from different diagrams, the total decay amplitude for $B^+ \rightarrow \pi^+ \phi$ decay can be written as

$$\begin{aligned} \mathcal{P}_{3M}^-(\pi^+) = & F_e \left[u C_1 + \frac{1}{3} C_2 \right] t \left[\frac{1}{3} C_3 + C_4 \right] \frac{3}{2} C_7 + \frac{1}{2} C_8 + \frac{5}{3} C_9 \\ & + C_{10}] f^d F_1(p) + t \left[\frac{1}{2} C_7 + \frac{1}{6} C_8 + \frac{1}{2} C_9 + \frac{1}{6} C_{10} \right] f^s F_2(p) \\ & F_e^P t \left[\frac{1}{3} C_5 + C_6 + \frac{1}{6} C_7 + \frac{1}{2} C_8 \right] F_1(p) \\ & + M_e \left[u C_2 + t \left[C_3 + 2C_6 + \frac{3}{2} C_8 + \frac{1}{2} C_9 + \frac{3}{2} C_{10} \right] F_1(p) \right. \\ & \left. + t \left[C_4 + C_6 + \frac{1}{2} C_8 + \frac{1}{2} C_{10} \right] F_2(p) \right] \\ & + (M_a + M_e + M_a) [u C_1 + t (C_3 + C_9)] F(p) \\ & 2M_a^P + M_e^P t (C_5 + C_7) F(p) \\ & + F_e \left[u \left[\frac{1}{3} C_1 + C_2 \right] t \left[\frac{1}{3} C_3 + C_4 + \frac{1}{3} C_9 + C_{10} \right] F_1(p) \right]; \quad (40) \end{aligned}$$

where $u = V_{ub} V_{ud}$, $t = V_{tb} V_{td}$, and $F_1(p) = \frac{p_-}{2} \sin p + \cos p$ and $F_2(p) = \frac{p_-}{2} \sin p$ are the mixing factors. The Wilson coefficients C_i should be calculated at the appropriate scale t using equations as given in the Appendices of Ref.[4].

Similarly, the decay amplitude for $B^0 \rightarrow \pi^0 \pi^0$ can be written as

$$\begin{aligned}
P_{\overline{M}(\pi^0)} = & F_e \left(u C_1 + \frac{1}{3} C_2 \right) + t \left(\frac{1}{3} C_3 + C_4 + \frac{3}{2} C_7 + \frac{1}{2} C_8 + \frac{5}{3} C_9 + C_{10} \right) F_1(p) \\
& F_e \left(u C_1 + \frac{1}{3} C_2 \right) \\
& + t \left(\frac{1}{3} C_3 + C_4 + \frac{1}{2} C_7 + \frac{1}{6} C_8 + \frac{1}{3} C_9 + \frac{1}{3} C_{10} \right) f^d F_1(p) \\
& + t \left(\frac{1}{2} C_7 + \frac{1}{6} C_8 + \frac{1}{2} C_9 + \frac{1}{6} C_{10} \right) f^s F_2(p) \\
& + F_e^P \left(t \left(\frac{1}{3} C_5 + C_6 + \frac{1}{6} C_7 + \frac{1}{2} C_8 \right) F(p) \right. \\
& M_e \left(u C_2 + t \left(C_3 + 2C_4 + \frac{1}{2} C_8 + \frac{1}{2} C_9 + \frac{1}{2} C_{10} \right) F(p) \right. \\
& \left. \left. + t \left(C_4 + C_6 + \frac{1}{2} C_8 + \frac{1}{2} C_{10} \right) F_2(p) \right) \right. \\
& + (M_a + M_a) \left(u C_2 + t \left(C_3 + \frac{3}{2} C_8 + \frac{1}{2} C_9 + \frac{3}{2} C_{10} \right) F_1(p) \right. \\
& \left. M_e^P + 2M_a^P \right) \left(t \left(C_5 + \frac{1}{2} C_7 \right) F_1(p) \right. \\
& \left. + M_e \left(u C_2 + t \left(C_3 + \frac{3}{2} C_8 + \frac{1}{2} C_9 + \frac{3}{2} C_{10} \right) F_1(p) \right) : \quad (41)
\end{aligned}$$

The decay amplitudes for $B^0 \rightarrow \pi^+ \pi^-$ and $B^0 \rightarrow \pi^0 \pi^0$ can be obtained easily from Eqs.(40) and (41) by the following replacements

$$\begin{aligned}
f^d; f^s & \rightarrow f_0^d; f_0^s; \\
F_1(p) & \rightarrow F_1^0(p) = \cos p + \frac{\sin p}{2}; \\
F_2(p) & \rightarrow F_2^0(p) = \cos p + \frac{\sin p}{2}; \quad (42)
\end{aligned}$$

Note that the possible gluonic component of π^0 meson has been neglected here.

IV . NUMERICAL RESULTS AND DISCUSSIONS

A . Input parameters and wave functions

We use the following input parameters in the numerical calculations

$$\begin{aligned}
\frac{(f=4)}{M_S} &= 250 \text{ MeV}; \quad f = 130 \text{ MeV}; f_B = 190 \text{ MeV}; \\
m_0^{dd} &= 1.4 \text{ GeV}; \quad f = 200 \text{ MeV}; \quad f_K = 160 \text{ MeV}; \\
M_B &= 5.2792 \text{ GeV}; \quad M_W = 80.41 \text{ GeV}; \quad (43)
\end{aligned}$$

The central values of the CKM matrix elements to be used in numerical calculations are [23]

$$\begin{aligned} |V_{ud}| &= 0.9745; & |V_{ub}| &= 0.0040; \\ |V_{tb}| &= 0.9990; & |V_{td}| &= 0.0075; \end{aligned} \quad (44)$$

For the B meson wave function, we adopt the model

$$\psi_B(x; b) = N_B x^2 (1-x)^2 \exp \left[-\frac{M_B^2 x^2}{2! b^2} - \frac{1}{2} (!_b b)^2 \right]; \quad (45)$$

where $!_b$ is a free parameter and we take $!_b = 0.4 - 0.04 \text{ GeV}$ in numerical calculations, and $N_B = 91.745$ is the normalization factor for $!_b = 0.4$. This is the same wave functions as in Refs. [4, 5, 19, 20], which is a best fit for most of the measured hadronic B decays.

For the light meson wave function, we neglect the b dependant part, which is not important in numerical analysis. We choose the wave function of meson similar to the pion case [21]

$$\psi(x) = \frac{3}{2} f_x (1-x)^2 [1 + 0.18 C_2^{3=2} (2x-1)^2]; \quad (46)$$

$$\begin{aligned} \psi^T(x) &= \frac{f^T}{2} \left[\frac{3}{6} (2x-1)^2 + 0.3 (2x-1)^2 - 5 (2x-1)^2 - 3 \right. \\ &\quad \left. + 0.21 \beta [30 (2x-1)^3 + 35 (2x-1)^4] \right]; \end{aligned} \quad (47)$$

$$\psi^S(x) = \frac{3}{2} f^T (1-2x)^2 [1 + 0.76 (10x^2 - 10x + 1)]; \quad (48)$$

The Gegenbauer polynomial is defined by

$$C_2^{3=2}(t) = \frac{3}{2} (5t^2 - 1); \quad (49)$$

For meson's wave function, ψ_{dd}^A , ψ_{dd}^P and ψ_{dd}^T represent the axial vector, pseudoscalar and tensor components of the wave function respectively, for which we utilize the result from the light-cone sum rule [27] including twist-3 contribution:

$$\begin{aligned} \psi_{dd}^A(x) &= \frac{3}{2N_c} f_x x (1-x)^2 [1 + a_2^{dd} \frac{3}{2} (1-2x)^2 - 1 \\ &\quad + a_4^{dd} \frac{15}{8} (1-2x)^4 - 14 (1-2x)^2 + 1]; \\ \psi_{dd}^P(x) &= \frac{1}{2} \frac{f_x}{2N_c} [1 + \frac{1}{2} (30 - 3 \frac{5}{2} a_2^{dd} (1-2x)^2 - 1 \\ &\quad + \frac{1}{8} (3 - 3!) \frac{27}{20} a_2^{dd} (1-2x)^2 - \frac{81}{10} a_2^{dd} (1-2x)^4 - 30 (1-2x)^2 + 3]; \\ \psi_{dd}^T(x) &= \frac{3}{2N_c} f_x (1-2x)^2 \\ &\quad \left[\frac{1}{6} + (5 - 3 \frac{1}{2} (3 - 3!) \frac{7}{20} a_2^{dd} (1-2x)^2 - \frac{3}{5} a_2^{dd} (10x^2 - 10x + 1)) \right]; \end{aligned} \quad (50)$$

with

$$\begin{aligned} a_2^{\text{dd}} &= 0.44; \quad a_4^{\text{dd}} = 0.25; \quad a_1^K = 0.20; \quad a_2^K = 0.25; \\ m_{\text{dd}} &= m_{\text{dd}}^{\text{dd}}; \quad f_3 = 0.015; \quad f_3 = 3.0; \end{aligned} \quad (51)$$

We assume that the wave function of uu is same as the wave function of dd . For the wave function of the ss components, we also use the same form as dd but with m_0^{ss} and f_y instead of m_0^{dd} and f_x , respectively. For f_x and f_y , we use the values as given in Ref. [28] where isospin symmetry is assumed for f_x and SU(3) breaking effect is included for f_y :

$$f_x = f; \quad f_y = \frac{q}{2f_K^2} f^2; \quad (52)$$

These values are translated to the values in the two mixing angle method, which is often used in vacuum saturation approach as:

$$\begin{aligned} f_8 &= 169 \text{ MeV}; \quad f_1 = 151 \text{ MeV}; \\ f_8 &= 25.9 (18.9); \quad f_1 = 7.1 (0.1); \end{aligned} \quad (53)$$

where the pseudoscalar mixing angle ϕ is taken as $17 (10)$ [24]. The parameters m_0^i ($i = \text{dd}(uu); \text{ss}$) are defined as:

$$m_0^{\text{dd}(uu)} = m_0 \frac{m^2}{(m_u + m_d)}; \quad m_0^{\text{ss}} = \frac{2M_K^2 m^2}{(2m_s)}; \quad (54)$$

We include full expression of twist-3 wave functions for light mesons. The twist-3 wave functions are also adopted from QCD sum rule calculations [29]. We will see later that this set of parameters will give good results for $B \rightarrow \pi^0$ decays. Using the above chosen wave functions and the central values of relevant input parameters, we find the numerical values of the corresponding form factors at zero momentum transfer from Eqs.(18) and (26)

$$\begin{aligned} A_0^{B \rightarrow \pi^0} (q^2 = 0) &= 0.37; \\ F_0^{B \rightarrow \pi^0} (q^2 = 0) &= 0.15; \\ F_0^{B \rightarrow \pi^0} (q^2 = 0) &= 0.14; \end{aligned} \quad (55)$$

These values agree well with those as given in Refs. [27, 28, 30].

B. Branching ratios

For $B \rightarrow \pi^0$ decays, the decay amplitudes in Eqs. (40) and (41) can be rewritten as

$$M = V_{ub} V_{ud} T - V_{tb} V_{td} P = V_{ub} V_{ud} T (1 + z e^{i(\phi + \delta)}); \quad (56)$$

where

$$z = \frac{V_{tb} V_{td}}{V_{ub} V_{ud}} \frac{P}{T} \quad (57)$$

is the ratio of penguin to tree contributions, $\theta = \arg \frac{V_{td}V_{tb}}{V_{ud}V_{ub}}$ is the weak phase (one of the three CKM angles), and ϕ is the relative strong phase between tree (T) and penguin (P) diagrams. The ratio z and the strong phase ϕ can be calculated in our PQCD approach. One can leave the CKM angle θ as a free parameter and explore the CP asymmetry parameter dependence on it.

For $B \rightarrow \pi^+ \pi^0$ decay, for example, one can find $\langle T \rangle$ and $\langle P \rangle$ terms by comparing the decay amplitude as defined in Eq. (40) with that in Eq. (56),

$$\begin{aligned} T(\pi^+ \pi^0) = & \frac{F_1(\pi)}{3} F_e C_1 + \frac{1}{3} C_2 f^d + M_e C_2 \\ & + F_e \frac{1}{3} C_1 + C_2 + (M_a + M_e + M_a) C_1 ; \end{aligned} \quad (58)$$

$$\begin{aligned} P(\pi^+ \pi^0) = & \frac{F_1(\pi)}{3} F_e \left[\frac{1}{3} C_3 - C_4 - \frac{3}{2} C_7 - \frac{1}{2} C_8 + \frac{5}{3} C_9 + C_{10} \right] f^d \\ & + F_e^P \left[\frac{1}{3} C_5 + C_6 - \frac{1}{6} C_7 - \frac{1}{2} C_8 \right] \\ & + M_e \left[C_3 - 2C_6 - \frac{3}{2} C_8 + \frac{1}{2} C_9 + \frac{3}{2} C_{10} \right] \\ & + F_e \left[\frac{1}{3} C_3 + C_4 + \frac{1}{3} C_9 + C_{10} \right] \\ & + (M_a + M_e + M_a) (C_3 + C_9) + 2M_a^P + M_e^P (C_5 + C_7) \\ & + \frac{F_2(\pi)}{3} F_e \left[\frac{1}{2} C_7 + \frac{1}{6} C_8 - \frac{1}{2} C_9 - \frac{1}{6} C_{10} \right] f \\ & + M_e \left[C_4 - C_6 + \frac{1}{2} C_8 - \frac{1}{2} C_{10} \right] : \end{aligned} \quad (59)$$

Similarly, one can obtain the expressions of the corresponding tree and penguin terms for the remaining three decays.

Using the $\langle T \rangle$ and $\langle P \rangle$ terms, one can calculate the ratio z and the strong phase ϕ for the decay in study. For $B^+ \rightarrow \pi^+ \pi^0$ and $\pi^+ \pi^0$ decays, we find numerically that

$$z(\pi^+ \pi^0) = 0.17; \quad \phi(\pi^+ \pi^0) = 114.9; \quad (60)$$

$$z(\pi^+ \pi^0) = 0.22; \quad \phi(\pi^+ \pi^0) = 121.3; \quad (61)$$

The main errors of the ratio z and the strong phase ϕ are induced by the uncertainty of $|V_{ub}| = 0.4 \pm 0.04$ GeV and $m_0 = 1.4 \pm 0.1$ GeV but are negligibly small in magnitude. The reason is that the errors induced by the uncertainties of input parameters are cancelled almost completely in the ratio. We therefore use the central values of z and ϕ in the following numerical calculations.

From Eq. (56), it is easy to write the decay amplitude for the corresponding charge conjugated decay mode

$$\overline{M} = V_{ub}V_{ud}T - V_{tb}V_{td}P = V_{ub}V_{ud}T [1 + ze^{i(\phi + \theta)}] ; \quad (62)$$

Therefore the CP-averaged branching ratio for $B^0 \rightarrow \pi^0 \pi^0$ is

$$Br = (|M|^2 + |\overline{M}|^2)/2 = |V_{ub}V_{ud}T|^2 [1 + 2z \cos \phi \cos \theta + z^2] ; \quad (63)$$

where the ratio z and the strong phase δ have been defined in Eqs.(56) and (57). It is easy to see that the CP-averaged branching ratio is a function of $\cos \delta$. This gives a potential method to determine the CKM angle β by measuring only the CP-averaged branching ratios with PQCD calculations.

Using the wave functions and the input parameters as specified in previous sections, it is straightforward to calculate the branching ratios for the four considered decays. The theoretical predictions in the PQCD approach for the branching ratios of the decays under consideration are the following

$$\text{Br}(B^+ \rightarrow \pi^+ \pi^0) = 8.7^{+3.3}_{-2.2} (!_b)^{+0.8}_{-0.7} (m_0) \quad 0.4 () \quad 10^6; \quad (64)$$

$$\text{Br}(B^+ \rightarrow \pi^+ \pi^0 \pi^0) = 8.9^{+3.1}_{-2.3} (!_b)^{+0.7}_{-0.8} (m_0)^{+0.6}_{-0.8} () \quad 10^6; \quad (65)$$

$$\text{Br}(B^0 \rightarrow \pi^0 \pi^0) = 0.104^{+0.038}_{-0.029} (!_b)^{+0.000}_{-0.001} (m_0) \quad 0.006 () \quad 10^6; \quad (66)$$

$$\text{Br}(B^0 \rightarrow \pi^0 \pi^0 \pi^0) = 0.160^{+0.067}_{-0.048} (!_b)^{+0.002}_{-0.001} (m_0)^{+0.005}_{-0.006} () \quad 10^6; \quad (67)$$

for $p = 10$; and

$$\text{Br}(B^+ \rightarrow \pi^+ \pi^0 \pi^0) = 10.9^{+3.9}_{-2.8} (!_b)^{+1.0}_{-0.9} (m_0) \quad 0.5 () \quad 10^6; \quad (68)$$

$$\text{Br}(B^+ \rightarrow \pi^+ \pi^0 \pi^0 \pi^0) = 6.7^{+2.4}_{-1.7} (!_b)^{+0.8}_{-0.6} (m_0) \quad 0.5 () \quad 10^6; \quad (69)$$

$$\text{Br}(B^0 \rightarrow \pi^0 \pi^0 \pi^0) = 0.167^{+0.068}_{-0.044} (!_b)^{+0.005}_{-0.000} (m_0)^{+0.015}_{-0.011} () \quad 10^6; \quad (70)$$

$$\text{Br}(B^0 \rightarrow \pi^0 \pi^0 \pi^0 \pi^0) = 0.098^{+0.048}_{-0.080} (!_b) \quad 0.005 (m_0) \quad 0.001 () \quad 10^6; \quad (71)$$

for $p = 17$. The main errors are induced by the uncertainty of $!_b = 0.4 \pm 0.04 \text{ GeV}$, $m_0 = 1.4 \pm 0.1 \text{ GeV}$ and $\beta = 100 \pm 20$, respectively.

It is easy to see that the PQCD predictions for the branching ratios of considered decays agree very well with the measured values or the upper limits as shown in Eqs.(1) and (2). For $B^+ \rightarrow \pi^+ \pi^0$ decays, the theoretical predictions in both the PQCD approach and the QCD factorization approach [31] are consistent within one standard deviation. For $B^0 \rightarrow \pi^0 \pi^0$ decays, although the theoretical predictions in both approaches agree with each other within one standard deviation, but the central values of the PQCD predictions are much larger than those in QCD factorization approach [31]

$$\text{Br}(B^0 \rightarrow \pi^0 \pi^0) = 0.03^{+0.17}_{-0.10} \quad 10^6; \quad (72)$$

$$\text{Br}(B^0 \rightarrow \pi^0 \pi^0 \pi^0) = 0.01^{+0.12}_{-0.06} \quad 10^6; \quad (73)$$

Such differences can be tested in the forthcoming B experiments.

It is worth stressing that the theoretical predictions in the PQCD approach have large theoretical errors induced by the still large uncertainties of many input parameters, such as $!_b$, m_0 and p . In our analysis, we consider the constraints on these parameters from analysis of other well measured decay channels. For example, the constraint $1.1 \text{ GeV} < m_0 < 1.9 \text{ GeV}$ was obtained from the phenomenological studies for $B \rightarrow \pi \pi$ decays [4], while the constraint of $\beta = 100 \pm 20$ were obtained by direct measurements or from the global t [14, 32]. From numerical calculations, we get to know that the main errors come from the uncertainty of $!_b$, m_0 , and p .

In Figs. 3 and 4, we present, respectively, the PQCD predictions of the branching ratios of $B \rightarrow \pi^+ \pi^0$ and $\pi^+ \pi^0$ decays for $p = 10$, $!_b = 0.4 \pm 0.04 \text{ GeV}$, $m_0 = 1.4 \pm 0.1 \text{ GeV}$ and $\beta = [0; 180]$. Fig. 5 shows the β -dependence of the PQCD predictions of the branching ratios of $B \rightarrow \pi^0 \pi^0 \pi^0$ decays for $p = 10$, $!_b = 0.4 \text{ GeV}$, $m_0 = 1.4 \text{ GeV}$ and $\beta = [0; 180]$.

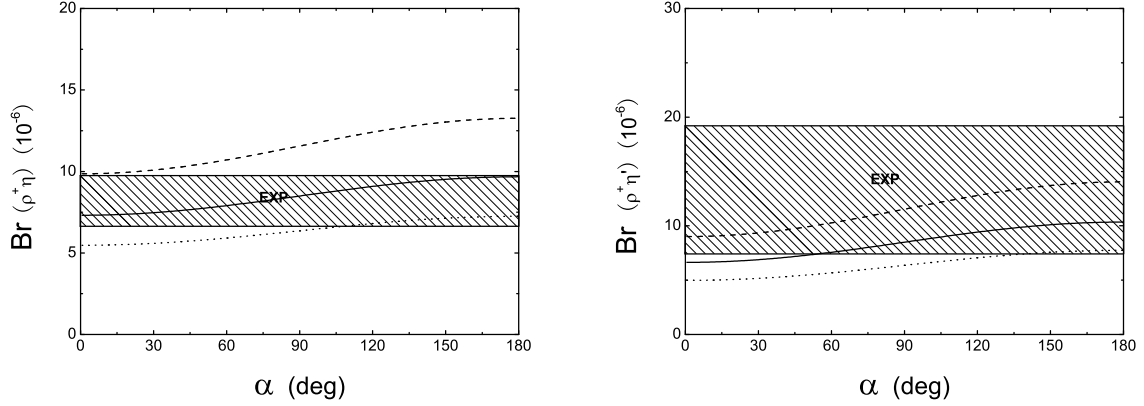


FIG. 3: The dependence of the branching ratios (in unit of 10^{-6}) of $B^+ \rightarrow \rho^+ \eta^0$ and $\rho^0 \eta^0$ decays for $m_0 = 1.4 \text{ GeV}$, $p = 10$, $!_b = 0.36 \text{ GeV}$ (dotted curve), 0.40 GeV (solid curve) and 0.44 GeV (short-dashed curve). The gray band show the data.

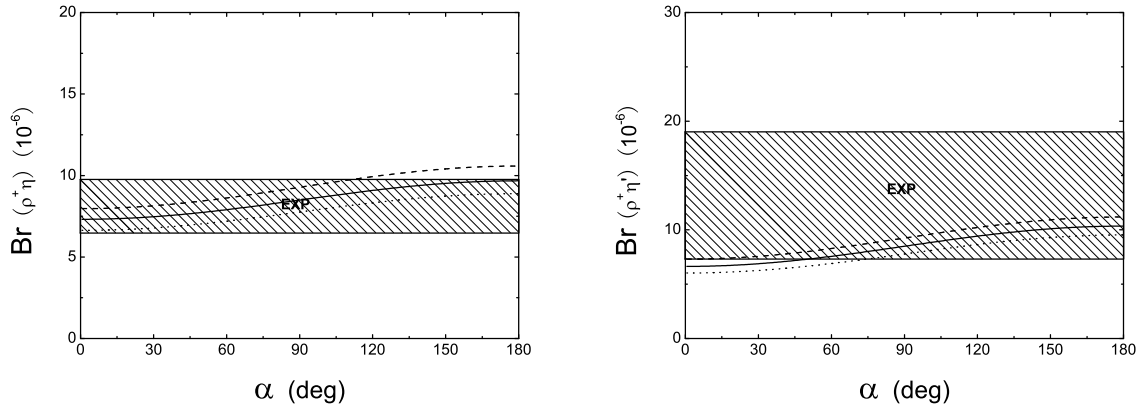


FIG. 4: The dependence of the branching ratios (in unit of 10^{-6}) of $B^+ \rightarrow \rho^+ \eta^0$ decays for $!_b = 0.4 \text{ GeV}$, $p = 10$, $m_0 = 1.3 \text{ GeV}$ (dotted curve), 1.4 GeV (solid curve) and 1.5 GeV (short-dashed curve). The gray band shows the data.

From the numerical results and the figures we observe that the PQCD predictions are very sensitive to the variations of $!_b$ and m_0 . The parameter m_0 originates from the chiral perturbation theory and have a value near 1 GeV . The m_0 parameter characterizes the relative size of twist 3 contribution to twist 2 contribution. Because of the chiral enhancement of m_0 , the twist 3 contribution become comparable in size with the twist 2 contribution. The branching ratios of $\text{Br}(B \rightarrow \rho^+ \eta^0)$ are also sensitive to the parameter m_0 , but not as strong as the $!_b$ dependence.

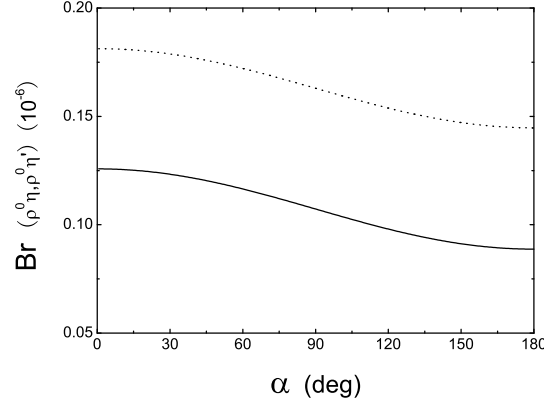


FIG. 5: The dependence of the branching ratios (in unit of 10^{-6}) of $B^0 \rightarrow \rho^0 \eta \pi^0$ (solid curve) and $B^0 \rightarrow \rho^0 \eta' \pi^0$ (dotted curve) decays for $m_0 = 1.4 \text{ GeV}$, $p = 10$, $b = 0.40 \text{ GeV}$.

C. CP-violating asymmetries

Now we turn to the evaluations of the CP-violating asymmetries of $B \rightarrow \rho^0 \eta(\eta')$ decays in PQCD approach. For $B^+ \rightarrow \rho^+ \eta$ and $B^+ \rightarrow \rho^+ \eta'$ decays, the direct CP-violating asymmetries A_{CP}^{dir} can be defined as:

$$A_{CP}^{\text{dir}} = \frac{\overline{M}^2 - M^2}{\overline{M}^2 + M^2} = \frac{2z \sin \delta \sin \phi}{1 + 2z \cos \delta \cos \phi + z^2}; \quad (74)$$

where the ratio z and the strong phase δ have been defined in previous subsection and are calculable in PQCD approach.

Using the central values of z and δ as given in Eqs. (60) and (61), it is easy to calculate the CP-violating asymmetries. In Fig. 6, we show the dependence of the direct CP-violating asymmetries A_{CP}^{dir} for $B \rightarrow \rho^0 \eta$ (the solid curve) and $B \rightarrow \rho^0 \eta'$ (the dotted curve) decay, respectively. From Fig. 6, one can see that the CP-violating asymmetry $A_{CP}^{\text{dir}}(B \rightarrow \rho^0 \eta)$ is large in magnitude, about 30% for $\alpha = 100^\circ$. So large CP-violating asymmetry plus large branching ratios are clearly measurable in the B factory experiments.

For $\alpha = 100^\circ \pm 20^\circ$, one can read out the allowed range of A_{CP}^{dir} from Fig. 6 directly

$$A_{CP}^{\text{dir}}(B \rightarrow \rho^0 \eta) = (-28_2^4) \times 10^2; \quad (75)$$

$$A_{CP}^{\text{dir}}(B \rightarrow \rho^0 \eta') = (-34_4^6) \times 10^2; \quad (76)$$

The possible theoretical errors induced by the uncertainties of other input parameters are all very small, since both z and δ are stable against the variations of them. Uncertainties not included here are the next-to-leading order contributions, which may affect the CP asymmetry strongly [33].

On the experimental side, the new world-average [14] is

$$A_{CP}(B \rightarrow \rho^0 \eta)_{\text{exp}} = (-3 \pm 16) \times 10^2; \quad (77)$$

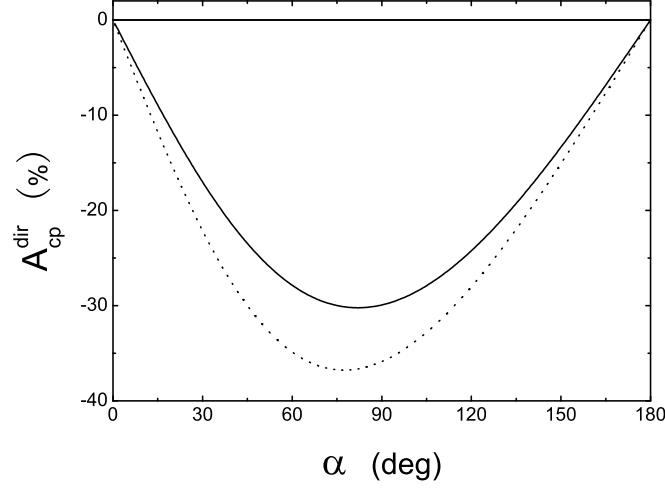


FIG. 6: The direct CP asymmetries (in percentage) of $B^+ \rightarrow \pi^+ \pi^0$ (solid curve) and $B^+ \rightarrow \pi^+ \pi^0$ (dotted curve) as a function of CKM angle α .

and still consistent with the PQCD prediction within the still large experimental error, although the central value has an opposite sign. More data are clearly needed to make a reliable judgement.

We now study the CP-violating asymmetries for $B^0 \rightarrow \pi^0 \pi^0$ decays. For these neutral decay modes, the effects of $B^0 - \bar{B}^0$ mixing should be considered. For B^0 meson decays, we know that $\eta = m_d = 1$ and $\eta = 1$. The CP-violating asymmetry of $B^0 \rightarrow \pi^0 \pi^0$ decay is time dependent and can be defined as

$$A_{CP} = \frac{\overline{B}_d^0(t) \rightarrow f_{CP} - (B_d^0(t) \rightarrow f_{CP})}{\overline{B}_d^0(t) \rightarrow f_{CP} + (B_d^0(t) \rightarrow f_{CP})} \\ = A_{CP}^{\text{dir}} \cos(\Delta m t) + A_{CP}^{\text{mix}} \sin(\Delta m t); \quad (78)$$

where Δm is the mass difference between the two B^0 mass eigenstates, $t = t_{CP} - t_{\text{tag}}$ is the time difference between the tagged B^0 (\bar{B}^0) and the accompanying \bar{B}^0 (B^0) with opposite flavor decaying to the final CP-eigenstate f_{CP} at the time t_{CP} . The direct and mixing induced CP-violating asymmetries A_{CP}^{dir} and A_{CP}^{mix} can be written as

$$A_{CP}^{\text{dir}} = \frac{j_{CP}^2}{1 + j_{CP}^2}; \quad A_{CP}^{\text{mix}} = \frac{2\text{Im}(\gamma_{CP})}{1 + j_{CP}^2}; \quad (79)$$

where the CP-violating parameter γ_{CP} is

$$\gamma_{CP} = \frac{V_{tb}V_{td}h^{0\pi^0}\mathcal{H}_{\text{eff}}\bar{B}^0}{V_{tb}V_{td}h^{0\pi^0}\mathcal{H}_{\text{eff}}B^0} = e^{2i} \frac{1 + ze^{i(\phi)}}{1 + ze^{i(\phi+\pi)}}; \quad (80)$$

Here the ratio z and the strong phase ϕ have been defined previously. In PQCD approach, since both z and ϕ are calculable, it is easy to find the numerical values of A_{CP}^{dir} and A_{CP}^{mix} for the considered decay processes.

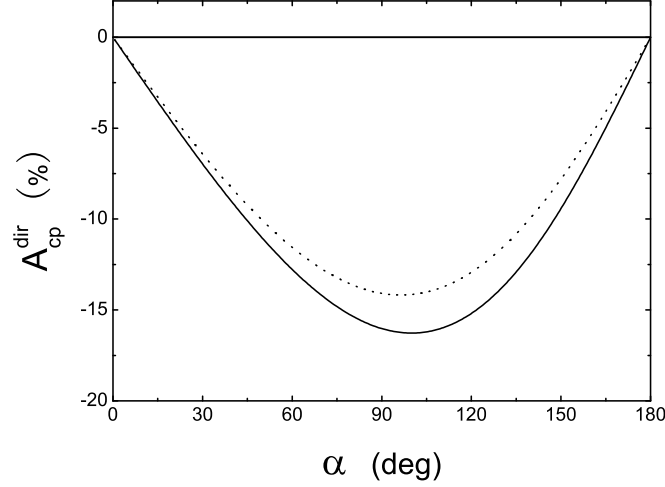


FIG. 7: The direct CP asymmetry A_{CP}^{dir} (in percentage) of $B^0 \rightarrow \pi^0$ (solid curve) and $B^0 \rightarrow \pi^0 \pi^0$ (dotted curve) as a function of CKM angle α .

For $B^0 \rightarrow \pi^0$ and $\pi^0 \pi^0$ decays, the numerical values of the ratio z and the strong phase are

$$z(\pi^0) = 8.4; \quad (\pi^0) = 317^\circ; \quad (81)$$

$$z(\pi^0 \pi^0) = 11.0; \quad (\pi^0 \pi^0) = 309^\circ; \quad (82)$$

Unlike the case of $B \rightarrow \pi$ decays, the ratio z here are much larger than one, which means that the \mathcal{P} term is much larger in size than the \mathcal{T} term for $B^0 \rightarrow \pi^0 \pi^0$ decays, since the \mathcal{T} here is rather color suppressed tree.

In Figs. 7 and 8, we show the dependence of the direct and the mixing-induced CP-violating asymmetry A_{CP}^{dir} and A_{CP}^{mix} for $B^0 \rightarrow \pi^0$ (solid curve) and $B^0 \rightarrow \pi^0 \pi^0$ (dotted curve) decays, respectively. For $\alpha = 100^\circ$, one can find numerically that

$$A_{CP}^{\text{dir}}(B^0 \rightarrow \pi^0) = 16\%; \quad A_{CP}^{\text{mix}}(B^0 \rightarrow \pi^0) = +17\%; \quad (83)$$

$$A_{CP}^{\text{dir}}(B^0 \rightarrow \pi^0 \pi^0) = 14\%; \quad A_{CP}^{\text{mix}}(B^0 \rightarrow \pi^0 \pi^0) = +11\%; \quad (84)$$

They are also large in size. The theoretical errors induced by the uncertainties of input parameters are no more than 10% because of the cancellation in ratios.

If we integrate the time variable t , we will get the total CP asymmetry for $B^0 \rightarrow \pi^0 \pi^0$ decays,

$$A_{CP} = \frac{1}{1+x^2} A_{CP}^{\text{dir}} + \frac{x}{1+x^2} A_{CP}^{\text{mix}}; \quad (85)$$

where $x = \frac{m}{\Gamma} = 0.771$ for the $B^0 \rightarrow \pi^0 \pi^0$ mixing [23]. In Fig. 9, we show the dependence of the total CP asymmetry A_{CP} for $B^0 \rightarrow \pi^0$ (solid curve) and $B^0 \rightarrow \pi^0 \pi^0$ (solid curve) decay, respectively. It is only about 3% for $\alpha = 100^\circ$, very small in size.

For $B^+ \rightarrow \pi^+ \pi^0$ and $\pi^+ \pi^0$ decays, the large CP-violating asymmetry around 30% could be measured in the running B factory experiments since their branching ratios are also rather large, $\sim 10^{-5}$. For $B \rightarrow \pi^0 \pi^0$ and $\pi^0 \pi^0$ decays, however, it is very difficult to measure their CP-violating asymmetries since their branching ratios are very small, 10^{-7} only. It could be measured in the forthcoming LHCb experiment.

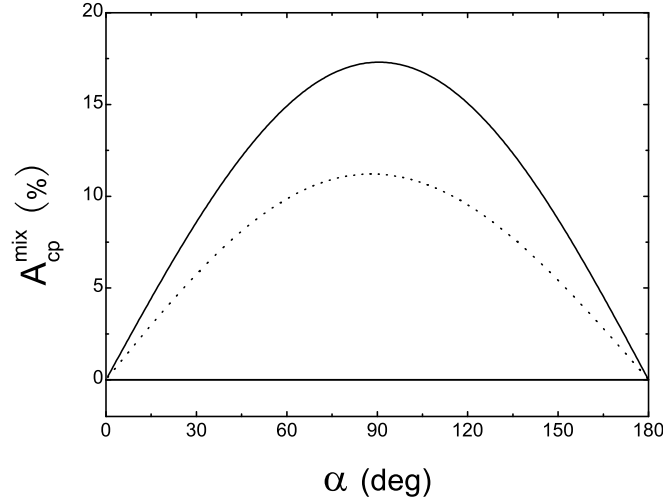


FIG. 8: The mixing induced CP asymmetry A_{CP}^{mix} (in percentage) of $B^0 \rightarrow \pi^0 \pi^0$ (solid curve) and $B^0 \rightarrow \pi^0 \pi^+ \pi^-$ (dotted curve) as a function of CKM angle α .

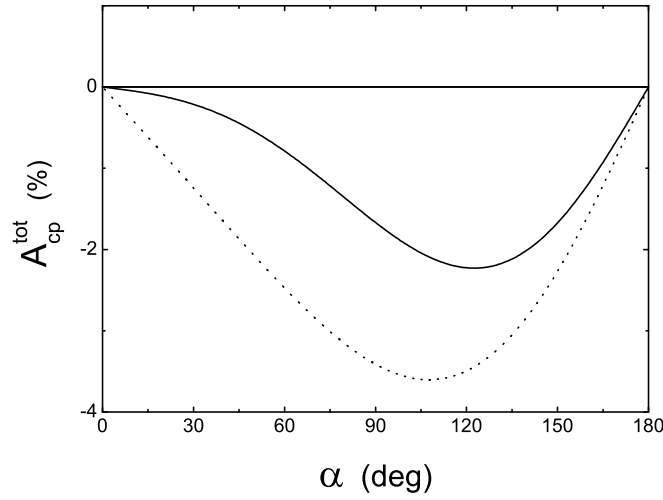


FIG. 9: The total CP asymmetry A_{CP}^{tot} (in percentage) of $B^0 \rightarrow \pi^0 \pi^0$ (solid curve) and $B^0 \rightarrow \pi^0 \pi^+ \pi^-$ (dotted curve) as a function of CKM angle α .

D. Effects of possible gluonic component of π^0

Up to now, we have not considered the possible contributions to the branching ratios and CP-violating asymmetries of $B \rightarrow \pi^0$ decays induced by the possible gluonic component of π^0 [24, 25, 26]. When $Z_0 \neq 0$, a decay amplitude M^0 will be produced by the gluonic component of π^0 . Such decay amplitude may construct or destruct with the ones from the qq ($q = u, d, s$) components of π^0 , the branching ratios of the decays in question may be increased or decreased accordingly.

Unfortunately, we currently do not know how to calculate this kind of contributions reliably. But we can treat it as an theoretical uncertainty. For $\mathcal{M}^0 = \mathcal{M}(qq)j$ $0.1 \sim 0.2$, for example, the resulted uncertainty for the branching ratios as given in Eqs.(65) and

(67) will be around twenty to thirty percent.

From Eq. (65), one can see that the theoretical prediction of $\text{Br}(B^+ \rightarrow \pi^+ \pi^0)$ in the PQCD approach agree well with the measured values within one standard deviation. We therefore believe that the gluonic admixture of π^0 should be small, and most possibly not as important as expected before.

As for the CP-violating asymmetries of $B \rightarrow \pi \pi$ decays, the possible contributions of the gluonic components of the π^0 meson are largely cancelled in the ratio.

V. SUMMARY

In this paper, we calculate the branching ratios and CP-violating asymmetries of $B^0 \rightarrow \pi^0 \pi^0$, $B^0 \rightarrow \pi^0 \pi^+$, $B^+ \rightarrow \pi^+ \pi^0$, and $B^+ \rightarrow \pi^+ \pi^+$ decays in the PQCD factorization approach.

Besides the usual factorizable diagrams, the non-factorizable and annihilation diagrams as shown in Figs. (1) and (2) are also calculated analytically. Although the non-factorizable and annihilation contributions are sub-leading for the branching ratios of the considered decays, but they are not negligible. Furthermore these diagrams provide the necessary strong phase required by a non-zero CP-violating asymmetry for the considered decays.

From our calculations and phenomenological analysis, we found the following results:

From analytical calculations, the form factors for $B \rightarrow \pi$, $B \rightarrow \pi^0$ and $B \rightarrow \pi^+$ transitions can be extracted. The PQCD results for these form factors are $A_0^{B \rightarrow \pi}(0) = 0.37$, $F_0^{B \rightarrow \pi}(0) = 0.15$ and $F_0^{B \rightarrow \pi^0}(0) = 0.14$, which are in good agreement with those obtained from the QCD sum rule calculations.

For the branching ratios of the four considered decay modes, the theoretical predictions in PQCD approach are

$$\text{Br}(B^+ \rightarrow \pi^+ \pi^0) \approx 9 \times 10^{-6}; \quad (86)$$

$$\text{Br}(B^0 \rightarrow \pi^0 \pi^0) \approx 0.1 \times 10^{-6}; \quad (87)$$

Although the theoretical uncertainties are still large (can reach 50%), the leading PQCD predictions for the branching ratios agree well with the measured values or currently available experimental upper limits, and are also consistent with the results obtained by employing the QCD factorization approach.

For the CP-violating asymmetries, the theoretical predictions in PQCD approach are

$$A_{CP}^{\text{dir}}(B \rightarrow \pi^0 \pi^0) \approx 28\%; \quad (88)$$

$$A_{CP}^{\text{dir}}(B \rightarrow \pi^0 \pi^+) \approx 34\%; \quad (89)$$

$$A_{CP}^{\text{dir}}(B^0 \rightarrow \pi^0 \pi^0) \approx 16\%; \quad A_{CP}^{\text{mix}}(B^0 \rightarrow \pi^0 \pi^0) \approx +17\%; \quad (90)$$

$$A_{CP}^{\text{dir}}(B^0 \rightarrow \pi^0 \pi^+) \approx 14\%; \quad A_{CP}^{\text{mix}}(B^0 \rightarrow \pi^0 \pi^+) \approx +11\%; \quad (91)$$

for $\pi^0 \pi^0$. For $B \rightarrow \pi \pi$ decay, the CP-violating asymmetry around 30% could be measured in the running B factory experiments. For the neutral decays, their CP-violating asymmetries may be measured in the forthcoming LHCb experiments.

From the good consistency of the PQCD prediction of $\text{Br}(\mathcal{B}^0 \rightarrow \pi^+ \pi^0)$ with the measured value, we believe that the gluonic admixture of π^0 should be small, and most possibly not as important as expected before.

Acknowledgments

We are very grateful to Li Ying for helpful discussions. This work is partly supported by the National Natural Science Foundation of China under Grant No. 10275035, 10475085, 90103013, 10135060 and by the Research Foundations of Jiangsu Education Committee and Nanjing Normal University under Grant No. 214080A916 and 2003102TSJB137.

APPENDIX A: RELATED FUNCTIONS

We show here the function h_i 's, coming from the Fourier transformations of $H^{(0)}$,

$$h_e(x_1; x_3; b_1; b_3) = K_0 \left(\int_0^1 \overline{x_1 x_3 m_B} b_1 \right) [(b_2 - b_3) K_0 \left(\int_0^1 \overline{x_3 m_B} b_1 \right) I_0 \left(\int_0^1 \overline{x_3 m_B} b_3 \right) + (b_3 - b_2) K_0 \left(\int_0^1 \overline{x_3 m_B} b_3 \right) I_0 \left(\int_0^1 \overline{x_3 m_B} b_1 \right)] S_t(x_3); \quad (\text{A } 1)$$

$$h_a(x_2; x_3; b_2; b_3) = K_0 \left(\int_0^1 \overline{x_2 x_3 m_B} b_3 \right) [(b_3 - b_2) K_0 \left(\int_0^1 \overline{x_3 m_B} b_3 \right) I_0 \left(\int_0^1 \overline{x_3 m_B} b_2 \right) + (b_2 - b_3) K_0 \left(\int_0^1 \overline{x_3 m_B} b_2 \right) I_0 \left(\int_0^1 \overline{x_3 m_B} b_3 \right)] S_t(x_3); \quad (\text{A } 2)$$

$$h_f(x_1; x_2; x_3; b_1; b_2) = (b_2 - b_3) I_0 \left(M_B \int_0^1 \overline{x_1 x_3} b_1 \right) K_0 \left(M_B \int_0^1 \overline{x_1 x_3} b_2 \right) + (b_1 \otimes b_2) \frac{K_0 \left(M_B \int_0^1 \overline{x_1} b_1 \right)}{\frac{i}{2} H_0^{(1)} \left(M_B \int_0^1 \overline{x_1} b_1 \right)} \frac{F_{(1)}^2}{F_{(1)}^2 j b_1}; \quad \text{for } F_{(1)}^2 > 0; \\ \frac{i}{2} H_0^{(1)} \left(M_B \int_0^1 \overline{x_1} b_1 \right) \frac{F_{(1)}^2}{F_{(1)}^2 j b_1}; \quad \text{for } F_{(1)}^2 < 0; \quad (\text{A } 3)$$

$$h_f^1(x_1; x_2; x_3; b_1; b_2) = (b_2 - b_3) K_0 \left(\int_0^1 \overline{x_2 x_3} b_1 M_B \right) I_0 \left(\int_0^1 \overline{x_2 x_3} b_2 M_B \right) + (b_1 \otimes b_2) \frac{K_0 \left(M_B \int_0^1 \overline{x_2} b_1 \right)}{\frac{i}{2} H_0^{(1)} \left(M_B \int_0^1 \overline{x_2} b_1 \right)} \frac{F_{(2)}^2}{F_{(2)}^2 j b_1}; \quad \text{for } F_{(2)}^2 > 0; \\ \frac{i}{2} H_0^{(1)} \left(M_B \int_0^1 \overline{x_2} b_1 \right) \frac{F_{(2)}^2}{F_{(2)}^2 j b_1}; \quad \text{for } F_{(2)}^2 < 0; \quad (\text{A } 4)$$

$$h_f^2(x_1; x_2; x_3; b_1; b_2) = (b_2 - b_3) K_0 \left(\int_0^1 \overline{x_2 x_3} b_1 M_B \right) I_0 \left(\int_0^1 \overline{x_2 x_3} b_2 M_B \right) + (b_1 \otimes b_2) \frac{i}{2} H_0^{(1)} \left(\int_0^1 \overline{x_1 + x_2 + x_3} \frac{b_1 M_B}{x_1 x_3 x_2 x_3} \right); \quad (\text{A } 5)$$

where J_0 is the Bessel function and K_0, I_0 are modified Bessel functions $K_0(-ix) = (-2)\gamma_0(x) + i(-2)J_0(x)$, and $F_{(j)}$'s are defined by

$$F_{(1)}^2 = (x_1 - x_2)x_3; \quad (\text{A } 6)$$

$$F_{(2)}^2 = (x_1 - x_2)x_3; \quad (\text{A } 7)$$

The threshold resummation form factor $S_t(x_i)$ is adopted from Ref.[19]

$$S_t(x) = \frac{2^{1+2c} (3+2+c)}{(1+c)} [x(1-x)]^c; \quad (A 8)$$

where the parameter $c = 0.3$. This function is normalized to unity.

The Sudakov factors used in the text are defined as

$$S_{ab}(t) = s_{x_1 m_B = \frac{p_-}{2}; b_1} + s_{x_3 m_B = \frac{p_-}{2}; b_3} + s_{(1-x_3) m_B = \frac{p_-}{2}; b_3} \\ \frac{1}{1} \ln \frac{\ln(t_-)}{\ln(t_2)} + \ln \frac{\ln(t_-)}{\ln(t_3)}; \quad (A 9)$$

$$S_{cd}(t) = s_{x_1 m_B = \frac{p_-}{2}; b_1} + s_{x_2 m_B = \frac{p_-}{2}; b_2} + s_{(1-x_2) m_B = \frac{p_-}{2}; b_2} \\ + s_{x_3 m_B = \frac{p_-}{2}; b_1} + s_{(1-x_3) m_B = \frac{p_-}{2}; b_1} \\ \frac{1}{1} 2 \ln \frac{\ln(t_-)}{\ln(t_2)} + \ln \frac{\ln(t_-)}{\ln(t_2)}; \quad (A 10)$$

$$S_{ef}(t) = s_{x_1 m_B = \frac{p_-}{2}; b_1} + s_{x_2 m_B = \frac{p_-}{2}; b_2} + s_{(1-x_2) m_B = \frac{p_-}{2}; b_2} \\ + s_{x_3 m_B = \frac{p_-}{2}; b_2} + s_{(1-x_3) m_B = \frac{p_-}{2}; b_2} \\ \frac{1}{1} \ln \frac{\ln(t_-)}{\ln(t_2)} + 2 \ln \frac{\ln(t_-)}{\ln(t_2)}; \quad (A 11)$$

$$S_{gh}(t) = s_{x_2 m_B = \frac{p_-}{2}; b_1} + s_{x_3 m_B = \frac{p_-}{2}; b_2} + s_{(1-x_2) m_B = \frac{p_-}{2}; b_1} \\ + s_{(1-x_3) m_B = \frac{p_-}{2}; b_2} \frac{1}{1} \ln \frac{\ln(t_-)}{\ln(t_2)} + \ln \frac{\ln(t_-)}{\ln(t_2)}; \quad (A 12)$$

where the function $s(q; b)$ are defined in the Appendix A of Ref.[4]. The scale t_i 's in the above equations are chosen as

$$t_e^1 = \max(\frac{p_-}{x_3 m_B}; 1=b_1; 1=b_3); \quad (A 13)$$

$$t_e^2 = \max(\frac{p_-}{x_1 m_B}; 1=b_1; 1=b_3); \quad (A 14)$$

$$t_e^3 = \max(\frac{p_-}{x_3 m_B}; 1=b_2; 1=b_3); \quad (A 15)$$

$$t_e^4 = \max(\frac{p_-}{x_2 m_B}; 1=b_2; 1=b_3); \quad (A 16)$$

$$t_f = \max(\frac{p_-}{x_1 x_3 m_B}; \frac{p_-}{x_2 x_3 m_B}; 1=b_1; 1=b_2); \quad (A 17)$$

$$t_f^1 = \max(\frac{p_-}{x_2 x_3 m_B}; 1=b_1; 1=b_2); \quad (A 18)$$

$$t_f^2 = \max(\frac{p_-}{x_1 + x_2 + x_3}; \frac{p_-}{x_1 x_3}; \frac{p_-}{x_2 x_3 m_B}; \frac{p_-}{x_2 x_3 m_B}; 1=b_1; 1=b_2); \quad (A 19)$$

-
- [1] C.-H. V. Chang and H.-n. Li, Phys. Rev. D 55, 5577 (1997); T.-W. Yeh and H.-n. Li, Phys. Rev. D 56, 1615 (1997).
 - [2] H.-n. Li, Prog. Part. & Nucl. Phys. 51, 85 (2003), and reference therein.
 - [3] G. P. Lepage and S. B. Rodsk, Phys. Rev. D 22, 2157 (1980); J. Potts and G. Sternan, Nucl. Phys. B 225, 62 (1989).
 - [4] C.-D. Lu, K. Ukai and M.-Z. Yang, Phys. Rev. D 63, 074009 (2001).
 - [5] Y.-Y. Keum, H.-n. Li and A. I. Sanda, Phys. Lett. B 504, 6 (2001); Phys. Rev. D 63, 054008 (2001).
 - [6] H.-n. Li, Phys. Rev. D 64, 014019 (2001); S. Mishima, Phys. Lett. B 521, 252 (2001); C.-H. Chen, Y.-Y. Keum, and H.-n. Li, Phys. Rev. D 64, 112002 (2001); A. I. Sanda and K. Ukai, Prog. Theor. Phys. 107, 421 (2002); C.-D. Lu, Eur. Phys. J. C 24, 121 (2002); C.-H. Chen, Y.-Y. Keum, and H.-n. Li, Phys. Rev. D 66, 054013 (2002); Y.-Y. Keum, Phys. Rev. D 67, 054009 (2003); Y.-Y. Keum and A. I. Sanda, Phys. Rev. D 67, 054009 (2003).
 - [7] Y.-Y. Keum, T. Kurimoto, H.-n. Li, C.-D. Lu, and A. I. Sanda, Phys. Rev. D 69, 094018 (2004); Y. Li and C.-D. Lu, J. Phys. G 29, 2115 (2003); C.-D. Lu, Phys. Rev. D 68, 097502 (2003); Y. Li, C.-D. Lu, Z. J. Xiao, and X. Q. Yu, Phys. Rev. D 70, 034009 (2004); Y. Li, C.-D. Lu, and Z. J. Xiao, J. Phys. G 31, 273 (2005); X. Q. Yu, Y. Li and C.-D. Lu, Phys. Rev. D 71, 074026 (2005); C.-D. Lu, Y. L. Shen and J. Zhu, Eur. Phys. J. C 41, 311 (2005); Y. Li and C.-D. Lu, hep-ph/0502038; and hep-ph/0508032; J. Zhu, Y. L. Shen and C.-D. Lu, hep-ph/0504187; and hep-ph/0506316; C.-D. Lu, M. Matsumori, A. I. Sanda, and M. Z. Yang, hep-ph/0508300.
 - [8] G. Buchalla, A. J. Buras, M. E. Lautenbacher, Rev. Mod. Phys. 68, 1125 (1996).
 - [9] A. Ali, G. Kramer, and C.-D. Lu, Phys. Rev. D 58, 094009 (1998), *ibid* 59, 014005 (1999); Y.-H. Chen, H.-Y. Cheng, B. Tseng, K.-C. Yang, Phys. Rev. D 60, 094014 (1999).
 - [10] D. S. Du, H. J. Gong, J. F. Sun, D. S. Yang, and G. H. Zhu, Phys. Rev. D 65, 094025 (2002).
 - [11] BaBar Collaboration, B. Aubert et al., Phys. Rev. D 70, 032006 (2004); BaBar Collaboration, B. Aubert et al., hep-ex/0503035.
 - [12] Belle Collaboration, P. Chang et al., Phys. Rev. D 71, 091106(R) (2005); K. Abe et al., BELLE-CONF-0408, ICHEP 04 11-0653, Aug. 2004.
 - [13] CLEO Collaboration, A. Gritsan, et al., talk given at Lake Louis Winter Institute, Feb. 20-26, (2000).
 - [14] Heavy Flavor Averaging Group, <http://www.slac.stanford.edu/xorg/hfag>.
 - [15] H.-n. Li, Phys. Rev. D 66, 094010 (2002).
 - [16] H.-n. Li and B. Tseng, Phys. Rev. D 57, 443, (1998).
 - [17] A. G. Grozin, M. Neubert, Phys. Rev. D 55, 272 (1997); M. Beneke, T. Feldmann, Nucl. Phys. B 592, 3 (2001).
 - [18] M. Beneke, G. Buchalla, M. Neubert, C. T. Sachrajda, Nucl. Phys. B 591, 313 (2000).
 - [19] T. Kurimoto, H.-n. Li, A. I. Sanda, Phys. Rev. D 65, 014007, (2002); C.-D. Lu, M.-Z. Yang, Eur. Phys. J. C 28, 515 (2003).
 - [20] C.-h. Chen and H.-n. Li, Phys. Rev. D 63, 014003 (2000).
 - [21] P. Ball, V. M. Braun, Y. Koike, and K. Tanaka, Nucl. Phys. B 529, 323 (1998)
 - [22] C.-D. Lu, M. Z. Yang, Eur. Phys. J. C 23, 275 (2002)
 - [23] Particle Data Group, S. Eidelman et al., Phys. Lett. B 592, 1 (2004).

- [24] E.Kou, Phys.Rev.D 63, 054027 (2001).
- [25] E.Kou and A.I.Sanda, Phys.Lett.B 525, 240 (2002).
- [26] J.L.Rosner, Phys.Rev.D 27, 1101 (1983).
- [27] P.Ball, J.High Energy Phys.9809, 005 (1998); *ibid* , 9901, 010 (1999).
- [28] T.Feldmann and P.Kroll, Eur.Phys.J.C 5, 327 (1998)
- [29] V M .Braun and I E .Filyanov , Z.Phys.C 48, 239 (1990); P.Ball, J.High Energy Phys. 01, 010 (1999).
- [30] P.Ball and V M .Braun, Phys.Rev.D 58, 094016 (1998).
- [31] M .Beneke and M .Neubert, Nucl.Phys.B 675, 333 (2003).
- [32] J.Charles et al., Eur.Phys.J.C 41, 1 (2005).
- [33] H.-n.Li, S.M ishima, A.I.Sanda, hep-ph/0508041.