

# Axions 05

Pierre Sikivie

*Institute for Fundamental Theory  
Physics Department, University of Florida  
Gainesville, FL 32611-8440, USA*

## Abstract.

The Strong CP Problem and its resolution through the existence of an axion are briefly reviewed. The combined constraints from accelerator searches, the evolution of red giants and the duration of the SN 1987a neutrino pulse require the axion mass  $m_a$  to be less than  $3 \cdot 10^{-3}$  eV. On the other hand, the requirement that the axion does not overclose the universe implies a lower bound on  $m_a$  of order  $10^{-6}$  eV. This lower bound can, however, be relaxed in a number of ways. If  $m_a$  is near the lower bound, axions are an important contribution to the energy density of the universe in the form of (very) cold dark matter. Dark matter axions can be searched for on Earth by stimulating their conversion to microwave photons in an electromagnetic cavity permeated by a magnetic field. Using this technique, limits on the local halo density have been placed by the Axion Dark Matter eXperiment. I'll give a status report on ADMX and its upgrade presently under construction. I'll also report on recent results from solar axion searches and laser experiments.

**Keywords:** axions, dark matter

**PACS:** 14.80.Mz, 95.35.+d

## INTRODUCTION

The standard model of elementary particles has been an extraordinary breakthrough in our description of the physical world. It agrees with experiment and observation disconcertingly well and surely provides the foundation for all further progress in our field. It does however present us with a puzzle.

Indeed the action density includes, in general, a term

$$\mathcal{L}_{\text{stand mod}} = \dots + \frac{\theta g^2}{32\pi^2} G_{\mu\nu}^a \tilde{G}^{a\mu\nu} \quad (1)$$

where  $G_{\mu\nu}^a$  are the QCD field strengths,  $g$  is the QCD coupling constant and  $\theta$  is a parameter. The dots represent all the other terms in the action density, i.e. the terms that lead to the numerous successes of the standard model. Eq. (1) perversely shows the one term that isn't a success. Using the statement of the chiral anomaly [1], one can show three things about that term. First, that QCD physics depends on the value of the parameter  $\theta$  because in the absence of such dependence QCD would have a  $U_A(1)$  symmetry in the chiral limit, and we know QCD has no such  $U_A(1)$  symmetry [2]. Second, that  $\theta$  is cyclic, that is to say that physics at  $\theta$  is indistinguishable from physics at  $\theta + 2\pi$ . Third, that an overall phase in the quark mass matrix  $m_q$  can be removed by a redefinition of the quark fields only if, at the same time,  $\theta$  is shifted to  $\theta - \arg \det m_q$ . The combination of standard model parameters  $\bar{\theta} \equiv \theta - \arg \det m_q$  is independent of quark field redefinitions. Physics therefore depends on  $\bar{\theta}$  solely through  $\bar{\theta}$ .

Since physics depends on  $\bar{\theta}$ , the value of  $\bar{\theta}$  is determined by experiment. The term shown in Eq. (1) violates P and CP. This source of P and CP violation is incompatible with the experimental upper bound on the neutron electric dipole moment [3] unless  $|\bar{\theta}| < 10^{-10}$ . The puzzle aforementioned is why the value of  $\bar{\theta}$  is so small. It is usually referred to as the "Strong CP Problem". If there were only strong interactions, a zero value of  $\bar{\theta}$  could simply be a consequence of P and CP conservation. That would not be much of a puzzle. But there are also weak interactions and they, and therefore the standard model as a whole, violate P and CP. So these symmetries can not be invoked to set  $\bar{\theta} = 0$ . More pointedly, P and CP violation are introduced in the standard model by letting the elements of the quark mass matrix  $m_q$  be arbitrary complex numbers [4]. In that case, one expects  $\arg \det m_q$ , and hence  $\bar{\theta}$ , to be a random angle.

The puzzle is removed if the action density is instead

$$\begin{aligned} \mathcal{L}_{\text{stand mod} + \text{axion}} &= \dots + \frac{1}{2} \partial_\mu a \partial^\mu a \\ &+ \frac{g^2}{32\pi^2} \frac{a(x)}{f_a} G_{\mu\nu}^a \tilde{G}^{a\mu\nu} \end{aligned} \quad (2)$$

where  $a(x)$  is a new scalar field, and the dots represent the other terms of the standard model.  $f_a$  is a constant with dimension of energy. The  $aG \cdot \tilde{G}$  interaction in Eq. (2) is not renormalizable. However, there is a recipe for constructing renormalizable theories whose low energy effective action density is of the form of Eq. (2). The recipe is as follows: construct the theory in such a way that it has a  $U(1)$  symmetry which (1) is a global

symmetry of the classical action density, (2) is broken by the color anomaly, and (3) is spontaneously broken. Such a symmetry is called Peccei-Quinn symmetry after its inventors [5]. Weinberg and Wilczek [6] pointed out that a theory with a  $U_{PQ}(1)$  symmetry has a light pseudo-scalar particle, called the axion. The axion field is  $a(x)$ .  $f_a$  is of order the expectation value that breaks  $U_{PQ}(1)$ , and is called the “axion decay constant”.

In the theory defined by Eq. (2),  $\bar{\theta} = \frac{a(x)}{f_a} - \text{det arg } m_q$  depends on the expectation value of  $a(x)$ . That expectation value minimizes the effective potential. The strong CP problem is then solved because the minimum of the QCD effective potential  $V(\bar{\theta})$  occurs at  $\bar{\theta} = 0$  [7]. The weak interactions induce a small value for  $\bar{\theta}$ , of order  $10^{-17}$  [8], but this is consistent with experiment.

The notion of Peccei-Quinn (PQ) symmetry may seem contrived. Why should there be a  $U(1)$  symmetry which is broken at the quantum level but which is exact at the classical level? One should keep in mind, however, that the reasons for PQ symmetry may be deeper than we know at present. String theory contains many examples of symmetries which are exact classically but which are broken by anomalies, including PQ symmetry. Also, within field theory, there are examples of theories with *automatic* PQ symmetry, i.e. where PQ symmetry is a consequence of just the particle content of the theory without adjustment of parameters to special values.

The first axion models had  $f_a$  of order the weak interaction scale and it was thought that this was an unavoidable property of axion models. However, our conference chairman J.E. Kim and others pointed out [9, 10] that the value of  $f_a$  is really arbitrary, that it is possible to construct axion models with any value of  $f_a$ . J.E. Kim also pointed out [11] that a value of  $f_a$  far from any previously known scale need not lead to a hierarchy problem because PQ symmetry can be broken by the condensates of a new technicolor-like interaction.

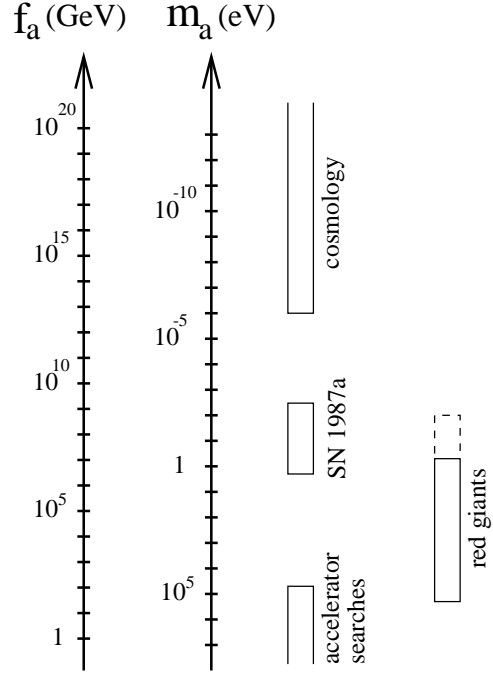
The properties of the axion can be derived using the methods of current algebra [12]. The axion mass is given in terms of  $f_a$  by

$$m_a \simeq 6 \text{ eV} \frac{10^6 \text{ GeV}}{f_a}. \quad (3)$$

All the axion couplings are inversely proportional to  $f_a$ . For example, the axion coupling to two photons is:

$$\mathcal{L}_{a\gamma\gamma} = -g_\gamma \frac{\alpha}{\pi} \frac{a(x)}{f_a} \vec{E} \cdot \vec{B}. \quad (4)$$

Here  $\vec{E}$  and  $\vec{B}$  are the electric and magnetic fields,  $\alpha$  is the fine structure constant, and  $g_\gamma$  is a model-dependent coefficient of order one.  $g_\gamma = 0.36$  in the DFSZ model [10] whereas  $g_\gamma = -0.97$  in the KSVZ model [9]. The coupling of the axion to a spin 1/2 fermion  $f$  has the



**FIGURE 1.** Ranges of axion mass  $m_a$ , or equivalently axion decay constant  $f_a$ , which have been ruled out by accelerator searches, the evolution of red giants, the supernova SN1987a, and finally the axion cosmological energy density.

form:

$$\mathcal{L}_{a\bar{f}f} = ig_f \frac{m_f}{f_a} a \bar{f} \gamma_5 f \quad (5)$$

where  $g_f$  is a model-dependent coefficient of order one. In the KSVZ model the coupling to electrons is zero at tree level. Models with this property are called ‘hadronic’.

The axion has been searched for in many places but not found [13]. Fig. 1 summarizes the constraints. Axion masses larger than about 50 keV are ruled out by particle physics experiments (beam dumps and rare decays) and nuclear physics experiments. The next range of axion masses, in decreasing order, is ruled out by stellar evolution arguments. The longevity of red giants rules out  $200 \text{ keV} > m_a > 0.5 \text{ eV}$  [14, 15] in the case of hadronic axions, and  $200 \text{ keV} > m_a > 10^{-2} \text{ eV}$  [16] in the case of axions with a large coupling to electrons [ $g_e = 0(1)$  in Eq. 5]. The duration of the neutrino pulse from supernova 1987a rules out  $2 \text{ eV} > m_a > 3 \cdot 10^{-3} \text{ eV}$  [17]. Finally, there is a lower limit,  $m_a \gtrsim 10^{-6} \text{ eV}$ , from cosmology which will be discussed in detail in the next section. This leaves open an “axion window”:  $3 \cdot 10^{-3} > m_a \gtrsim 10^{-6} \text{ eV}$ . Note however that the lower edge of this window ( $10^{-6} \text{ eV}$ ) is much softer than its upper edge.

## AXION COSMOLOGY

The implications of the existence of an axion for the history of the early universe may be briefly described as follows. At a temperature of order  $f_a$ , a phase transition occurs in which the  $U_{PQ}(1)$  symmetry becomes spontaneously broken. This is called the PQ phase transition. At these temperatures, the non-perturbative QCD effects which produce the effective potential  $V(\bar{\theta})$  are negligible [18], the axion is massless and all values of  $\langle a(x) \rangle$  are equally likely. Axion strings appear as topological defects. One must distinguish two scenarios, depending on whether inflation occurs with reheat temperature lower (case 1) or higher (case 2) than the PQ transition temperature. In case 1 the axion field gets homogenized by inflation and the axion strings are 'blown' away.

When the temperature approaches the QCD scale, the potential  $V(\bar{\theta})$  turns on and the axion acquires mass. There is a critical time, defined by  $m_a(t_1)t_1 = 1$ , when the axion field starts to oscillate in response to the turn-on of the axion mass. The corresponding temperature  $T_1 \simeq 1$  GeV [19]. The initial amplitude of this oscillation is how far from zero the axion field lies when the axion mass turns on. The axion field oscillations do not dissipate into other forms of energy and hence contribute to the cosmological energy density today [19]. This contribution is called of 'vacuum realignment'. It is further described below. Note that the vacuum realignment contribution may be accidentally suppressed in case 1 because the homogenized axion field happens to lie close to zero.

In case 2 the axion strings radiate axions [20, 21] from the time of the PQ transition till  $t_1$  when the axion mass turns on. At  $t_1$  each string becomes the boundary of  $N$  domain walls. If  $N = 1$ , the network of walls bounded by strings is unstable [22, 23] and decays away. If  $N > 1$  there is a domain wall problem [24] because axion domain walls end up dominating the energy density, resulting in a universe very different from the one observed today. There is a way to avoid this problem by introducing an interaction which slightly lowers one of the  $N$  vacua with respect to the others. In that case, the lowest vacuum takes over after some time and the domain walls disappear. There is little room in parameter space for that to happen and we will not consider this possibility further here. A detailed discussion is given in Ref. [25]. Henceforth, we assume  $N = 1$ .

In case 2 there are three contributions to the axion cosmological energy density. One contribution [20, 21, 26, 27, 28, 29, 30] is from axions that were radiated by axion strings before  $t_1$ . A second contribution is from axions that were produced in the decay of walls bounded by strings after  $t_1$  [27, 31, 32, 25]. A third contribution is from vacuum realignment [19].

Let me briefly indicate how the vacuum alignment

contribution is evaluated. Before time  $t_1$ , the axion field did not oscillate even once. Soon after  $t_1$ , the axion mass is assumed to change sufficiently slowly that the total number of axions in the oscillations of the axion field is an adiabatic invariant. The number density of axions at time  $t_1$  is

$$n_a(t_1) \simeq \frac{1}{2} m_a(t_1) \langle a^2(t_1) \rangle \simeq \pi f_a^2 \frac{1}{t_1} \quad (6)$$

In Eq. (6), we used the fact that the axion field  $a(x)$  is approximately homogeneous on the horizon scale  $t_1$ . Wiggles in  $a(x)$  which entered the horizon long before  $t_1$  have been red-shifted away [33]. We also used the fact that the initial departure of  $a(x)$  from the nearest minimum is of order  $f_a$ . The axions of Eq. (6) are decoupled and non-relativistic. Assuming that the ratio of the axion number density to the entropy density is constant from time  $t_1$  till today, one finds [19, 25]

$$\Omega_a \simeq \frac{1}{2} \left( \frac{0.6 \cdot 10^{-5} \text{ eV}}{m_a} \right)^{\frac{7}{6}} \left( \frac{0.7}{h} \right)^2 \quad (7)$$

for the ratio of the axion energy density to the critical density for closing the universe.  $h$  is the present Hubble rate in units of 100 km/s.Mpc. The requirement that axions do not overclose the universe implies the constraint  $m_a \gtrsim 6 \cdot 10^{-6}$  eV.

The contribution from axion string decay has been debated over the years. The main issue is the energy spectrum of axions radiated by axion strings. Battye and Sheldard [28] have carried out computer simulations of bent strings (i.e. of wiggles on otherwise straight strings) and have concluded that the contribution from string decay is approximately ten times larger than that from vacuum realignment, implying a bound on the axion mass approximately ten times more severe, say  $m_a \gtrsim 6 \cdot 10^{-5}$  eV instead of  $m_a \gtrsim 6 \cdot 10^{-6}$  eV. My collaborators and I have done simulations of bent strings [27], of circular string loops [27, 30] and non-circular string loops [30]. We conclude that the string decay contribution is of the same order of magnitude than that from vacuum realignment. Yamaguchi, Kawasaki and Yokoyama [29] have done computer simulations of a network of strings in an expanding universe, and concluded that the contribution from string decay is approximately three times that of vacuum realignment. The contribution from wall decay has been discussed in detail in ref. [25]. It is probably subdominant compared to the vacuum realignment and string decay contributions.

It should be emphasized that there are many sources of uncertainty in the cosmological axion energy density aside from the uncertainty about the contribution from string decay. The axion energy density may be diluted by the entropy release from heavy particles which decouple before the QCD epoch but decay afterwards [34], or

by the entropy release associated with a first order QCD phase transition. On the other hand, if the QCD phase transition is first order [35], an abrupt change of the axion mass at the transition may increase  $\Omega_a$ . If inflation occurs with reheat temperature less than  $T_{PQ}$ , there may be an accidental suppression of  $\Omega_a$  because the homogenized axion field happens to lie close to a  $CP$  conserving minimum. Because the RHS of Eq. (7) is multiplied in this case by a factor of order the square of the initial vacuum misalignment angle  $\frac{a(t_1)}{f_a}$  which is randomly chosen between  $-\pi$  and  $+\pi$ , the probability that  $\Omega_a$  is suppressed by a factor  $x$  is of order  $\sqrt{x}$ . This rule cannot be extended to arbitrarily small  $x$  however because quantum mechanical fluctuations in the axion field during the epoch of inflation do not allow the suppression to be perfect [36]. Recently, Kaplan and Zurek proposed a model [37] in which the axion decay constant  $f_a$  is time-dependent, the value  $f_a(t_1)$  during the QCD phase-transition being much smaller than the value  $f_a$  today. This yields a suppression of the axion cosmological energy density by a factor  $(\frac{f_a(t_1)}{f_a})^2$  compared to the usual case [replace  $f_a$  by  $f_a(t_1)$  in Eq. (6)].

The axions produced when the axion mass turns on during the QCD phase transition are cold dark matter (CDM) because they are non-relativistic from the moment of their first appearance at 1 GeV temperature. Studies of large scale structure formation support the view that the dominant fraction of dark matter is CDM. Any form of CDM necessarily contributes to galactic halos by falling into the gravitational wells of galaxies. Hence, there is excellent motivation to look for axions as constituent particles of our galactic halo.

Finally, let's mention that there is a particular kind of clumpiness [38, 25] which affects axion dark matter if there is no inflation after the Peccei-Quinn phase transition. This is due to the fact that the dark matter axions are inhomogeneous with  $\delta\rho/\rho \sim 1$  over the horizon scale at temperature  $T_1 \simeq 1$  GeV, when they are produced at the start of the QCD phase-transition, combined with the fact that their velocities are so small that they do not erase these inhomogeneities by free-streaming before the time  $t_{eq}$  of equality between the matter and radiation energy densities when matter perturbations can start to grow. These particular inhomogeneities in the axion dark matter are in the non-linear regime immediately after time  $t_{eq}$  and thus form clumps, called 'axion mini-clusters' [38]. They have mass  $M_{mc} \simeq 10^{-13} M_\odot$  and size  $l_{mc} \simeq 10^{13}$  cm.

## DARK MATTER AXION DETECTION

An electromagnetic cavity permeated by a strong static magnetic field can be used to detect galactic halo axions [39]. The relevant coupling is given in Eq. (4). Galactic

halo axions have velocities  $\beta$  of order  $10^{-3}$  and hence their energies  $E_a = m_a + \frac{1}{2}m_a\beta^2$  have a spread of order  $10^{-6}$  above the axion mass. When the frequency  $\omega = 2\pi f$  of a cavity mode equals  $m_a$ , galactic halo axions convert resonantly into quanta of excitation (photons) of that cavity mode. The power from axion  $\rightarrow$  photon conversion on resonance is found to be [39, 40]:

$$\begin{aligned} P &= \left(\frac{\alpha}{\pi} \frac{g_\gamma}{f_a}\right)^2 V B_0^2 \rho_a C \frac{1}{m_a} \text{Min}(Q_L, Q_a) \\ &= 0.5 \cdot 10^{-26} \text{Watt} \left(\frac{V}{500 \text{ liter}}\right) \left(\frac{B_0}{7 \text{ Tesla}}\right)^2 \\ &\quad \cdot C \left(\frac{g_\gamma}{0.36}\right)^2 \left(\frac{\rho_a}{\frac{1}{2} \cdot 10^{-24} \frac{\text{gr}}{\text{cm}^3}}\right) \\ &\quad \cdot \left(\frac{m_a}{2\pi(\text{GHz})}\right) \text{Min}(Q_L, Q_a) \end{aligned} \quad (8)$$

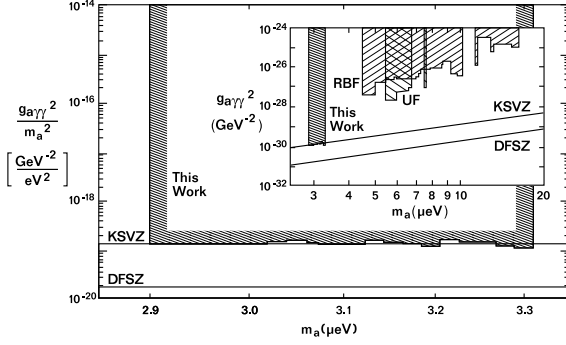
where  $V$  is the volume of the cavity,  $B_0$  is the magnetic field strength,  $Q_L$  is its loaded quality factor,  $Q_a = 10^6$  is the 'quality factor' of the galactic halo axion signal (i.e. the ratio of their energy to their energy spread),  $\rho_a$  is the density of galactic halo axions on Earth, and  $C$  is a mode dependent form factor given by

$$C = \frac{\left|\int_V d^3x \vec{E}_\omega \cdot \vec{B}_0\right|^2}{B_0^2 V \int_V d^3x \epsilon |\vec{E}_\omega|^2} \quad (9)$$

where  $\vec{B}_0(\vec{x})$  is the static magnetic field,  $\vec{E}_\omega(\vec{x})e^{i\omega t}$  is the oscillating electric field and  $\epsilon$  is the dielectric constant. Because the axion mass is only known in order of magnitude at best, the cavity must be tunable and a large range of frequencies must be explored seeking a signal. The cavity can be tuned by moving a dielectric rod or metal post inside it.

For a cylindrical cavity and a homogeneous longitudinal magnetic field,  $C = 0.69$  for the lowest TM mode. The form factors of the other modes are much smaller. The resonant frequency of the lowest TM mode of a cylindrical cavity is  $f = 115 \text{ MHz} \left(\frac{1m}{R}\right)$  where  $R$  is the radius of the cavity. Since  $10^{-6} \text{ eV} = 2\pi (242 \text{ MHz})$ , a large cylindrical cavity is convenient for searching the low frequency end of the range of interest. To extend the search to high frequencies without sacrifice in volume, one may power-combine many identical cavities which fill up the available volume inside a magnet's bore [41, 42]. This method allows one to maintain  $C = 0(1)$  at high frequencies, albeit at the cost of increasing engineering complexity as the number of cavities increases.

Axion dark matter searches were carried out at Brookhaven National Laboratory [43], the University of Florida [44], Kyoto University [45], and by the ADMX collaboration [46, 47, 48, 49, 50] at Lawrence Livermore



**FIGURE 2.** Axion couplings and masses excluded by the ADMX experiment. Also shown are the KSVZ and DFSZ model predictions. Indicated on the insert are the regions excluded by the pilot experiments at Brookhaven National Laboratory (RBF) and the University of Florida (UF). All limits are scaled to the local halo density  $\rho_a = 7.5 \cdot 10^{-25} \text{ g/cm}^3$  [51].

National Laboratory. The limits published by the ADMX collaboration in ref. [47] are reproduced in Fig. 2. By definition,  $g_{a\gamma\gamma} \equiv \frac{\alpha g_\gamma}{\pi f_a}$ . Updated limits can be found in refs. [48, 49].

The ADMX experiment is equipped with a high resolution spectrometer which allows us to look for narrow peaks in the spectrum of microwave photons caused by discrete flows, or streams, of dark matter axions in our neighborhood. In many discussions of cold dark matter detection it is assumed that the distribution of CDM particles in galactic halos is isothermal. However, there are excellent reasons to believe that a large fraction of the local density of cold dark matter particles is in discrete flows with definite velocities [52]. Indeed, because CDM has very low primordial velocity dispersion and negligible interactions other than gravity, the CDM particles lie on a 3-dim. hypersurface in 6-dim. phase-space. This implies that the velocity spectrum of CDM particles at any physical location is discrete, i.e., it is the sum of distinct flows each with its own density and velocity.

We searched for the peaks in the spectrum of microwave photons from axion to photon conversion that such discrete flows would cause in the ADMX detector. We found none and placed limits [50] on the density of any local flow of axions as a function of the flow velocity dispersion over the axion mass range 1.98 to 2.17  $\mu\text{eV}$ . Our limit on the density of discrete flows is approximately a factor three more severe than our limit on the total local axion dark matter density.

The ADMX experiment is presently being upgraded to replace the HEMT (high electron mobility transistors) receivers we have used so far with SQUID microwave amplifiers. HEMT receivers have noise temperature  $T_n \sim 3 \text{ K}$  [53] whereas  $T_n \sim 0.05 \text{ K}$  was achieved with SQUIDS [54]. In a second phase of the upgrade,

the experiment will be equipped with a dilution refrigerator to take full advantage of the lowered electronic noise temperature. When both phases of the upgrade are completed, the ADMX detector will have sufficient sensitivity to detect DFSZ axions at even a fraction of the local halo density.

## SOLAR AXION DETECTION

The conversion of axions to photons in a magnetic field can also be used to look for solar axions [39, 55, 56, 57, 58]. The flux of solar axions on Earth is  $\frac{7.4 \cdot 10^{11}}{\text{sec cm}^2} (\frac{g_\gamma}{0.36})^2 (\frac{m_a}{\text{eV}})^2$  from the Primakoff conversion of thermal photons in the Sun [55]. The actual flux may be larger because other processes, such as Compton-like scattering, contribute if the axion has an appreciable coupling to the electron. At any rate the flux is huge compared to what can be produced by man-made processes on Earth and it is cost free. Solar axions have a broad spectrum of energies of order the temperature in the solar core, from one to a few keV.

Since the magnetic field is homogeneous on the length scale set by the axion de Broglie wavelength, the final photon is colinear with the initial axion. The photon and axion also have the same energy assuming the magnetic field is time-independent. The  $a \rightarrow \gamma$  conversion probability is [39, 55]

$$p = \frac{1}{4} (g_{a\gamma\gamma})^2 (B_{0\perp} L F(q))^2 \quad (10)$$

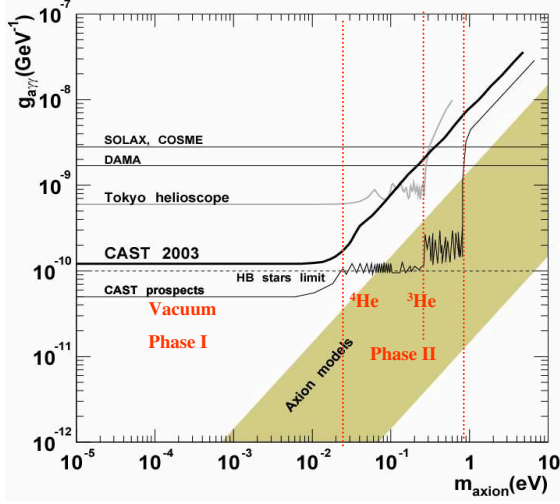
if  $B_{0\perp}(z) = B_{0\perp} b(z)$  is the magnetic field transverse to the direction of the colinear axion and photon,  $z$  is the coordinate along this direction,  $L$  is the depth over which the magnetic field extends and  $F(q)$  is the form factor

$$F(q) = \frac{1}{L} \left| \int_0^L dz e^{iqz} b(z) \right| \quad (11)$$

where  $q = k_\gamma - k_a = E_a - \sqrt{E_a^2 - m_a^2} \simeq \frac{m_a^2}{2E_a}$  is the momentum transfer. If the magnetic field is homogeneous ( $b = 1$ ), then

$$F(q) = \frac{2}{qL} \left| \sin \frac{qL}{2} \right| \simeq 1 \quad \text{for } qL \ll 1. \quad (12)$$

For  $qL \gg 1$ , the conversion probability goes as  $\sin^2(\frac{qL}{2})$  because the axion and photons oscillate into each other back and forth. The form factor  $F(q)$  can be improved by filling the conversion region with a gas whose pressure is adjusted in such a way that the plasma frequency, which acts as an effective mass for the photon, equals the axion mass [55].



**FIGURE 3.** Regions of  $(m_a, g_{a\gamma\gamma})$  space ruled out by various solar axion searches.

Multiplying the flux times the conversion probability, one obtains the event rate:

$$\frac{\text{events}}{\text{time}} \simeq \frac{200}{\text{day}} \frac{VL}{\text{meter}^4} F(q)^2 \left( \frac{B_{0\perp}}{8\text{Tesla}} \right)^2 \left( \frac{m_a}{\text{eV}} \right)^4. \quad (13)$$

The final state photons are soft x-rays which may be detected with good efficiency. There are radioactive backgrounds to worry about, however.

The above type of detector is usually referred to as an axion helioscope. If a signal is found due to axions or familons, the detector becomes a marvelous tool for the study of the solar interior. Experiments were carried out at Brookhaven National Lab. [56], the University of Tokyo [57], and more recently at CERN by the CAST collaboration [58]. Fig. 3 shows the recently published CAST limits, as well as previous limits from the Tokyo group, and from the DAMA [59] and SOLAX [60] collaborations. The latter two experiments searched for solar axions by looking for their Primakoff conversion to photons in NaI and Ge crystals respectively.

## LASER EXPERIMENTS

Eqs.(10,12) give the conversion probability in a static magnetic field of an axion to a photon of the same energy. The polarization of the photon is parallel to the component of the magnetic field transverse to the direction of motion. The inverse process, conversion of such a photon to an axion, occurs with the same probability  $p$ . K. van Bibber et al. [61] proposed a 'shining light through walls' experiment in which a laser beam is passed through a long dipole magnet like those used for high-energy physics accelerators. In the field of the

magnet, a few of the photons convert to axions. Another dipole magnet is set up in line with the first, behind a wall. Since the axions go through the wall unimpeded, this setup allows one to 'shine light through the wall.' An experiment of this type was carried out by the RBF collaboration [62]. Also a proposal has been made to use decommissioned HERA dipole magnets [63] for this purpose. Compared with a solar axion search, the 'shining light through walls' experiment has the advantage of greater control over experimental parameters. But the signal is much smaller because one pays twice the price of the very small axion-photon conversion rate.

It was also proposed [64] to look for the effect of the axion on the propagation of light through a magnetic field. If the photon beam is linearly polarized and the polarization direction is at an angle to the direction of the magnetic field, the plane of polarization turns because the polarization component parallel to the magnetic field gets depleted whereas the perpendicular component does not. There is an additional effect of birefringence because the component of light polarized parallel to the magnetic field mixes with the axion and hence moves more slowly than in vacuo. Birefringence affects the ellipticity of the polarization as the light travels on. Experiments searching for polarization rotation and birefringence of laser light passing through a magnetic field were carried out by the RBF [65] and PVLAS [66] collaborations. In both experiments, the optical path was boosted by passing the laser beam many times through an optical cavity within the magnet. A positive result has very recently been reported by the PVLAS collaboration.

The PVLAS collaboration [66] finds an optical rotation of  $(3.9 \pm 0.5) \cdot 10^{-12}$  radians per pass, at 5 Tesla. When interpreted in terms of an axion-like particle  $a$  with coupling to two photons  $\mathcal{L}_{a\gamma\gamma} = \frac{1}{M_a} a \vec{E} \cdot \vec{B}$ , the range of mass and coupling consistent with the PVLAS effect is  $0.7 \text{ meV} \lesssim m_a \lesssim 2 \text{ meV}$  and  $1 \cdot 10^5 \text{ GeV} \lesssim M_a \lesssim 6 \cdot 10^5 \text{ GeV}$ . At face value the PVLAS result disagrees with the limits on axion-like particles from stellar evolution and solar axion searches, since  $\frac{1}{M_a}$  is the same as  $g_{a\gamma\gamma}$  in Fig. 3. On the other hand, there may be ways to make the various results consistent with one another, as proposed for instance in ref. [67].

## REFERENCES

1. S. Adler, Phys. Rev. **177** (1969) 2426; J.S. Bell and R. Jackiw, Nuov. Cim. **60A** (1969) 47.
2. S. Weinberg, Phys. Rev. **D11** (1975) 3583.
3. I.S. Altarev et al., Phys. Lett. **B276** (1992) 242; K.F. Smith et al., Phys. Lett. **B234** (1990) 191.
4. M. Kobayashi and K. Maskawa, Progr. Theor. Phys. **49** (1973) 652.
5. R. D. Peccei and H. Quinn, Phys. Rev. Lett. **38** (1977) 1440 and Phys. Rev. **D16** (1977) 1791.

6. S. Weinberg, Phys. Rev. Lett. **40** (1978) 223; F. Wilczek, Phys. Rev. Lett. **40** (1978) 279.
7. C. Vafa and E. Witten, Phys. Rev. Lett. **53** (1984) 535.
8. H. Georgi and L. Randall, Nucl. Phys. **B276** (1986) 241.
9. J. Kim, Phys. Rev. Lett. **43** (1979) 103; M. A. Shifman, A. I. Vainshtein and V. I. Zakharov, Nucl. Phys. **B166** (1980) 493.
10. M. Dine, W. Fischler and M. Srednicki, Phys. Lett. **B104** (1981) 199; A. P. Zhitnitskii, Sov. J. Nucl. **31** (1980) 260.
11. J.E. Kim, Phys. Rev. **D31** (1985) 1733.
12. S. Weinberg in ref.[6]; W.A. Bardeen and S.-H.H. Tye, Phys. Lett. **B74** (1978) 229; J. Ellis and M.K. Gaillard, Nucl. Phys. **B150** (1979) 141; T.W. Donnelly et al., Phys. Rev. **D18** (1978) 1607; D.B. Kaplan, Nucl. Phys. **B260** (1985) 215; M. Srednicki, Nucl. Phys. **B260** (1985) 689; P. Sikivie, in 'Cosmology and Particle Physics', ed. E. Alvarez et al., World Scientific, 1987, pp 143-169.
13. Axion reviews include: J.E. Kim, Phys. Rep. **150** (1987) 1; H.-Y. Cheng, Phys. Rep. **158** (1988) 1; R.D. Peccei, in 'CP Violation', ed. by C. Jarlskog, World Scientific Publ., 1989, pp 503-551; M.S. Turner, Phys. Rep. **197** (1990) 67; G.G. Raffelt, Phys. Rep. **198** (1990) 1.
14. D. Dicus, E. Kolb, V. Teplitz and R. Wagoner, Phys. Rev. **D18** (1978) 1829 and Phys. Rev. **D22** (1980) 839.
15. G. Raffelt and D. Dearborn, Phys. Rev. **D36** (1987) 2211.
16. D. Dearborn, D. Schramm and G. Steigman, Phys. Rev. Lett. **56** (1986) 26.
17. J. Ellis and K. Olive, Phys. Lett. **B193** (1987) 525; G. Raffelt and D. Seckel, Phys. Rev. Lett. **60** (1988) 1793; M. Turner, Phys. Rev. Lett. **60** (1988) 1797; H.-T. Janka et al., Phys. Rev. Lett. **76** (1996) 2621; W. Keil et al., Phys. Rev. **D56** (1997) 2419.
18. D. J. Gross, R. D. Pisarski and L. G. Yaffe, Rev. Mod. Phys. **53** (1981) 43.
19. L. Abbott and P. Sikivie, Phys. Lett. **B120** (1983) 133; J. Preskill, M. Wise and F. Wilczek, Phys. Lett. **B120** (1983) 127; M. Dine and W. Fischler, Phys. Lett. **B120** (1983) 137.
20. R. Davis, Phys. Rev. **D32** (1985) 3172 and Phys. Lett. **B180**
21. D. Harari and P. Sikivie, Phys. Lett. **B195** (1987) 361.
22. A. Vilenkin and A.E. Everett, Phys. Rev. Lett. **48** (1982) 1867.
23. P. Sikivie in *Where are the elementary particles*, Proc. of the 14th Summer School on Particle Physics, Gif-sur-Yvette, 1982, edited by P. Fayet et al. (Inst. Nat. Phys. Nucl. Phys. Particules, Paris, 1983).
24. P. Sikivie, Phys. Rev. Lett. **48** (1982) 1156.
25. S. Chang, C. Hagmann and P. Sikivie, Phys. Rev. **D59** (1999) 023505.
26. A. Vilenkin and T. Vachaspati, Phys. Rev. **D35** (1987) 1138; R.L. Davis and E.P.S. Shellard, Nucl. Phys. **B324** (1989) 167; A. Dabholkar and J. Quashnock, Nucl. Phys. **B333** (1990) 815.
27. C. Hagmann and P. Sikivie, Nucl. Phys. **B363** (1991) 247.
28. R.A. Battye and E.P.S. Shellard, Nucl. Phys. **B423** (1994) 260, Phys. Rev. Lett. **73** (1994) 2954 and erratum-ibid. **76** (1996) 2203.
29. M. Yamaguchi, M. Kawasaki and J. Yokoyama, Phys. Rev. Lett. **82** (1999) 4578.
30. C. Hagmann, S. Chang and P. Sikivie, Phys. Rev. **D63** (2001) 125018.
31. D. Lyth, Phys. Lett. **B275** (1992) 279;
32. M. Nagaswa and M. Kawasaki, Phys. Rev. **D50** (1994) 4821.
33. A. Vilenkin, Phys. Rev. Lett. **48** (1982) 59.
34. P. J. Steinhardt and M. S. Turner, Phys. Lett. **B129** (1983) 51; G. Lazarides, R. Schaefer, D. Seckel and Q. Shafi, Nucl. Phys. **B346** (1990) 193.
35. W. G. Unruh and R. M. Wald, Phys. Rev. **D32** (1985) 831; M. S. Turner, Phys. Rev. **D32** (1985) 843; T. DeGrand, T. W. Kephart and T. J. Weiler, Phys. Rev. **D33** (1986) 910; M. Hindmarsh, Phys. Rev. **D45** (1992) 1130.
36. A. D. Linde, JETP Lett. **40** (1984) 1333 and Phys. Lett. **B158** (1985) 375; D. Seckel and M. Turner, Phys. Rev. **D32** (1985) 3178; D. H. Lyth, Phys. Lett. **B236** (1990) 408; A. D. Linde and D. H. Lyth, Phys. Lett. **B246** (1990) 353; M. Turner and F. Wiczek, Phys. Rev. Lett. **66** (1991) 5; A. Linde, Phys. Lett. **B259** (1991) 38; D.H. Lyth, Phys. Rev. **D45** (1992) 3394; D.H. Lyth and E.D. Stewart, Phys. Lett. **B283** (1992) 189 and Phys. Rev. **D46** (1992) 532.
37. D.B. Kaplan and K.M. Zurek, hep-ph/0507236.
38. E. Kolb and M. J. Rees, Phys. Lett. **B205** (1988) 228; E. Kolb and I. I. Tkachev, Phys. Rev. Lett. **71** (1993) 3051, Phys. Rev. **D49** (1994) 5040, and Ap. J. **460** (1996) L25.
39. P. Sikivie, Phys. Rev. Lett. **51** (1983) 1415 and Phys. Rev. **D32** (1985) 2988.
40. L. Krauss, J. Moody, F. Wilczek and D. Morris, Phys. Rev. Lett. **55** (1985) 1797.
41. C. Hagmann et al., Rev. Sci. Inst. **61** (1990) 1076.
42. C. Hagmann, Ph. D. thesis, unpublished.
43. S. DePanfilis et al., Phys. Rev. Lett. **59** (1987) 839 and Phys. Rev. **40** (1989) 3153.
44. C. Hagmann et al., Phys. Rev. **D42** (1990) 1297.
45. S. Matsuki and K. Yamamoto, Phys. Lett. **B263** (1991) 523; S. Matsuki, I. Ogawa, K. Yamamoto, Phys. Lett. **B336** (1994) 573; I. Ogawa, S. Matsuki and K. Yamamoto, Phys. Rev. **D53** (1996) R1740; A. Kitagawa, K. Yamamoto and S. Matsuki, hep-ph/9908445.
46. C. Hagmann et al., Phys. Rev. Lett. **80** (1998) 2043.
47. S.J. Asztalos et al., Phys. Rev. **D64** (2001) 092003.
48. S.J. Asztalos et al., Ap. J. Lett. **571** (2002) L27.
49. S.J. Asztalos et al., Phys. Rev. **D69** (2004) 011101 (R).
50. L. Duffy et al., Phys. Rev. Lett. **95** (2005) 091304.
51. E.I. Gates, G. Gyuk and M.S. Turner, Astroph. J. **449** (1995) 123.
52. J.R. Ipser and P. Sikivie, Phys. Lett. **B291** (1992) 288.
53. R.F. Bradley, Nucl. Phys. B Proc. Suppl. **72** (1999) 137.
54. M. Mück et al., Appl. Phys. Lett. **72** (1998) 2885; Nucl. Phys. B Proc. Suppl. **72** (1999) 145.
55. K. van Bibber, P. McIntyre, D. Morris and G. Raffelt, Phys. Rev. **D39** (1989) 2089.
56. D. Lazarus et al., Phys. Rev. Lett. **69** (1992) 2089.
57. S. Moriyama et al., Phys. Lett. **B434** (1998) 147.
58. K. Zioutas et al., Phys. Rev. Lett. **94** (2005) 121301.
59. R. Bernabei et al., Phys. Lett. **B515** (2001) 6.
60. F.T. Avignone et al., Phys. Rev. Lett. **81** (1998) 5068; R.J. Creswick et al., Phys. Lett. **B427** (1998) 235.
61. K. van Bibber et al., Phys. Rev. Lett. **59** (1987) 759.
62. G. Ruoso et al., Z. Phys. **C56** (1992) 505.
63. A. Ringwald, Phys. Lett. **B569** (2003) 51.
64. L. Maiani, R. Petronzio and E. Zavattini, Phys. Lett. **B175** (1986) 359; G. Raffelt and L. Stodolsky, Phys. Rev. **D37** (1988) 1237.
65. Y. Semertzidis et al., Phys. Rev. Lett. **64** (1990) 2988; R. Cameron et al., Phys. Rev. **D47** (1993) 3707.

- 66. E. Zavattini et al., hep-ex/0507107.
- 67. E. Masso and J. Redondo, hep-ph/0504202.