

Sivers effect in semi-inclusive deeply inelastic scattering

J. C. Collins,^{1,3} A. V. Efremov,² K. Goeke,³ S. Menzel,³ A. Metz,³ and P. Schweitzer³

¹*Penn State University, 104 Davey Lab, University Park PA 16802, U.S.A.*

²*Joint Institute for Nuclear Research, Dubna, 141980 Russia*

³*Institut für Theoretische Physik II, Ruhr-Universität Bochum, D-44780 Bochum, Germany*
(Dated: 8 September 2005)

The Sivers function is extracted from HERMES data on single spin asymmetries in semi-inclusive deeply inelastic scattering. Our analysis use a simple Gaussian model for the distribution of transverse parton momenta, together with the flavor dependence given by the leading $1/N_c$ approximation and a neglect of the Sivers antiquark distribution. We find that within the errors of the data these approximations are sufficient.

I. INTRODUCTION

Single spin asymmetries (SSA) in hard reactions have a long history dating back to the 1970s when significant polarizations of Λ -hyperons in collisions of unpolarized hadrons were observed [1], and to the early 1990s when large asymmetries in $p^\uparrow p \rightarrow \pi X$ or $p^\uparrow \bar{p} \rightarrow \pi X$ were found at FNAL [2]. No fully consistent and satisfactory unifying approach to the theoretical description of these observations has been found so far — see the reviews [3].

Interestingly, the most recently observed SSA phenomena, namely those in semi-inclusive deeply inelastic scattering (SIDIS) [4, 5, 6, 7, 8, 9, 10, 11], seem better under control. This is in particular the case for the transverse target SSA observed at HERMES and COMPASS [8, 9, 10, 11]. On the basis of a generalized factorization approach in which transverse parton momenta are taken into account [12, 13, 14] these “leading twist” asymmetries can be explained [15] in terms of the Sivers [16, 17, 18, 19] or Collins effect [20]. The former describes, loosely speaking, the distribution of unpolarized partons in a transversely polarized proton, the latter describes the fragmentation of transversely polarized partons into unpolarized hadrons. In the transverse target SSA these effects can be distinguished by the different azimuthal angle distribution of the produced hadrons: Sivers effect $\propto \sin(\phi - \phi_S)$, while Collins effect $\propto \sin(\phi + \phi_S)$, where ϕ and ϕ_S denote respectively the azimuthal angles of the produced hadron and the target polarization vector with respect to the axis defined by the hard virtual photon [15]. Both effects have been subject to intensive phenomenological studies in hadron-hadron-collisions [21, 22, 23, 24, 25] and in SIDIS [26, 27, 28, 29, 30, 31, 32, 33, 34, 35]. For the longitudinal target SSA in SIDIS, which were observed first [4, 5, 6] but are dominated by subleading-twist effects [36], the situation is less clear and their description (*presuming* the factorization theorems [12, 13, 14] can be generalized to twist-3) is more involved [37, 38].

In this work we will concentrate on the Sivers effect, which is quantified by the “Sivers function” $f_{1T}^{\perp a}(x, \mathbf{p}_T^2)$ (in the notation recommended in [39]). It is referred to as “naively” or “artificially time-reversal-odd” for it arises from a correlation between the nucleon spin \mathbf{S}_T and the intrinsic transverse parton momentum \mathbf{p}_T , both transverse with respect to the nucleon momentum \mathbf{P}_N in the infinite momentum frame, with the effect being proportional to $(\mathbf{S}_T \times \mathbf{p}_T) \cdot \mathbf{P}_N$.

By adequately weighting the events entering the spin asymmetry with $\sin(\phi - \phi_S)$ one can project out from the data the Sivers SSA. Including into the weight in addition to that a power of the transverse momentum of the produced hadron $P_{h\perp} \equiv |\mathbf{p}_{h\perp}|$ yields an SSA which is described (with the neglect of soft factors [12, 13, 14]) model-independently in terms of the “transverse moment” $f_{1T}^{\perp(1)a}(x)$ of the Sivers function [15]. *Preliminary* HERMES data analyzed in this way were presented [8] and subject to first studies [32]. However, the currently available *final* HERMES and COMPASS data [9, 10] were analyzed without a transverse momentum weight, and can only be interpreted by resorting to some *model* for the distribution of the transverse parton momenta in the “unintegrated” [40] Sivers distribution and unpolarized fragmentation function. Different models have been explored in literature [34, 35]. Here we explore another model, where we approximate the distribution of transverse parton momenta in the Sivers function to be Gaussian.

We pay particular attention to the demonstration of the phenomenological consistency of the approach, and fix or constrain the free parameters in the Gaussian ansatz consistently by the SIDIS HERMES data. Although hereby the Gaussian width of the Sivers function remains poorly constrained, this does not prevent a meaningful extraction of the *transverse moment* of the Sivers distribution function from the data [9]. This demonstrates that — within the accuracy of the present data — the Gaussian ansatz is robust and reliable. A comparison to extractions of the Sivers function, where no [32] or other models [34, 35] were assumed, helps to estimate the effects of model-dependence. We find them smaller than the statistical accuracy of the present data.

In order to reduce the number of free parameters in the ansatz for the Sivers function, we impose as an additional theoretical constraint the predictions for the Sivers function from the QCD limit of a large number of colours N_c [41],

which state that $f_{1T}^{\perp u} = -f_{1T}^{\perp d}$ up to $1/N_c$ -corrections. Since a fit constrained in this way works and describes the HERMES data [9], our study, as a byproduct, not only tests the large- N_c results [41] but also naturally explains the smallness of the Sivers effect from a deuteron target observed by COMPASS [10].

For the fit we use only the HERMES data [9] on the x -dependence of the Sivers SSA. Thus, the HERMES data on the z -dependence serve as cross and consistency checks for the fit and the Gaussian ansatz. We also explicitly address the questions what could be the effects of $1/N_c$ -corrections and Sivers antiquarks (which we neglect in our fit). Finally, we suggest how the Gaussian ansatz could be further tested by means of SIDIS data. Such tests are of importance for they allow to understand the range of applicability and the limitations of this ansatz.

II. SIVERS EFFECT IN SIDIS

Consider the process $lp^\uparrow \rightarrow l'hX$, where “ \uparrow ” denotes the transverse (with respect to the beam) target polarization. Let P , l (l') and P_h denote respectively the momentum of the target proton, incoming (outgoing) lepton and produced hadron. The relevant kinematic variables are $q = l - l'$ with $Q^2 = -q^2$, $x = Q^2/(2P \cdot q)$ and $z = P \cdot P_h / P \cdot q$. The Sivers SSA as presented in Ref. [9] is defined as sum over events i as follows:

$$A_{UT}^{\sin(\phi - \phi_S)} = \frac{\sum_i \sin(\phi_i - \phi_{S,i}) [N^\uparrow(\phi_i; \phi_{S,i}) - N^\downarrow(\phi_i; \phi_{S,i} + \pi)]}{\frac{1}{2} \sum_i [N^\uparrow(\phi_i; \phi_{S,i}) + N^\downarrow(\phi_i; \phi_{S,i} + \pi)]}, \quad (1)$$

where $N^{\uparrow(\downarrow)}(\phi_i; \phi_{S,i})$ are the event counts for the respective target polarization (corrected for depolarization effects) — see Fig. 1 for the definition of kinematics. It is understood that if the SSA is considered as function of one kinematic variable, then an appropriate averaging over the other variables is implied.

In order to describe the Sivers SSA as defined in (1) we will make two major simplifications. The first consists in neglecting the soft factors [12, 13, 14], and their associated energy dependence. This step simplifies the description of the process considerably, though it is difficult to quantify the uncertainty we introduce in this way. Then, to leading order in the hard scale, the SSA is given by

$$A_{UT}^{\sin(\phi_h - \phi_S)} = (-2) \times \frac{\sum_a e_a^2 \int d^2\mathbf{P}_{h\perp} \int d^2\mathbf{p}_T \int d^2\mathbf{K}_T \sin(\phi_h - \phi_S) \sin(\phi_{\mathbf{p}_T} - \phi_S) \frac{|\mathbf{p}_T|}{M_N} \delta^{(2)}(z\mathbf{p}_T + \mathbf{K}_T - \mathbf{P}_{h\perp}) x f_{1T}^{\perp a}(x, \mathbf{p}_T^2) D_1^a(z, \mathbf{K}_T^2)}{\sum_a e_a^2 x f_1^a(x) D_1^a(z)}, \quad (2)$$

where we cancelled out the Q^2 and y -dependent factors (which describe the unpolarized partonic subprocess and are the same in the numerator and denominator), and $\phi_{\mathbf{p}_T}$ denotes the azimuthal angle around the z -axis \mathbf{e}_3 of the parton struck from the target nucleon. In a full description of the process the transverse parton momenta in $f_{1T}^{\perp a}(x, \mathbf{p}_T^2)$ and $D_1^a(z, \mathbf{K}_T^2)$ would be convoluted with the soft factors [12, 13, 14] instead of the simplifying δ -function.

However, this simplification is not yet sufficient for the purpose of extracting the Sivers function. In the numerator on the right-hand-side of Eq. (2) the integrals convoluting the transverse momenta cannot be solved, unless one knows $f_{1T}^{\perp a}(x, \mathbf{p}_T^2)$ and $D_1^a(z, \mathbf{K}_T^2)$, which is not the case. The situation would be different if in the SSA in Eq. (1) in addition had been introduced a power of the transverse hadron momentum $|\mathbf{P}_{h\perp}|$.

The leading order expression for such a weighted SSA is given by [15]

$$A_{UT,\pi}^{\sin(\phi - \phi_S) \frac{P_{h\perp}}{M_N}}(x) = (-2) \frac{\sum_a e_a^2 x f_{1T}^{\perp(1)a}(x) z D_1^{a/\pi}(z)}{\sum_a e_a^2 x f_1^a(x) D_1^{a/\pi}(z)}, \quad (3)$$

where the transverse moment of the Sivers function is defined as

$$f_{1T}^{\perp(1)a}(x) \equiv \int d^2\mathbf{p}_T \frac{\mathbf{p}_T^2}{2M_N^2} f_{1T}^{\perp a}(x, \mathbf{p}_T^2). \quad (4)$$

Preliminary HERMES data on the SSA weighted in this way were presented in [8]. From the point of view of minimizing the model-dependence in the analysis [32] it is preferable to consider data on an appropriately transverse-momentum-weighted SSA [15], such as in Eq. (3). However, a wealth of data on the SSA in SIDIS have been analyzed and presented without the “appropriate transverse momentum weights” [4, 5, 6, 7, 9, 10, 11].

Many models for the transverse momentum dependence of distribution and fragmentation functions were considered in literature [26, 27, 28, 29, 30, 31, 33, 34, 35]. Among the most popular models is the Gaussian ansatz, which has

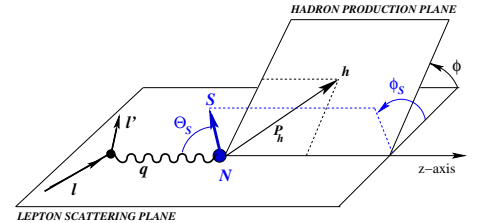


FIG. 1: Kinematics of the SIDIS process $lp \rightarrow l'hX$ and the definitions of the azimuthal angles in the lab frame.

two important virtues. It describes successfully the distributions of low (with respect to the relevant hard scale Q) transverse momenta in various hard reactions — see, for example, Ref. [23]. It also allows us to perform analytically the integrals over transverse momentum. In the Gaussian ansatz one assumes that the transverse momentum and x - or z -dependence of distribution or fragmentation functions factorize, and that the distributions of the transverse parton momenta are Gaussian:

$$\begin{aligned} f_1^a(x, \mathbf{p}_T^2) &\equiv f_1^a(x) \frac{\exp(-\mathbf{p}_T^2/p_{\text{unp}}^2)}{\pi p_{\text{unp}}^2}, \\ f_{1T}^{\perp a}(x, \mathbf{p}_T^2) &\equiv f_{1T}^{\perp a}(x) \frac{\exp(-\mathbf{p}_T^2/p_{\text{Siv}}^2)}{\pi p_{\text{Siv}}^2}, \\ D_1^a(z, \mathbf{K}_T^2) &\equiv D_1^a(z) \frac{\exp(-\mathbf{K}_T^2/K_{D_1}^2)}{\pi K_{D_1}^2}. \end{aligned} \quad (5)$$

The Gaussian widths p_{unp}^2 , p_{Siv}^2 and $K_{D_1}^2$ are also referred to as mean square transverse momenta of the unpolarized and Sivers distribution and the unpolarized fragmentation functions, respectively, since

$$\langle p_T^2 \rangle_{\text{unp}} \equiv \frac{\int d^2 \mathbf{p}_T \mathbf{p}_T^2 f_1^a(x, \mathbf{p}_T^2)}{\int d^2 \mathbf{p}_T f_1^a(x, \mathbf{p}_T^2)} \stackrel{\text{Gauss}}{=} p_{\text{unp}}^2, \quad (6)$$

and similarly for the other functions. In general, the mean square transverse momenta could be flavour and x - or z -dependent, a possibility that we will disregard. For later convenience let us also introduce the notion of a mean parton transverse momentum generally defined, and in the Gaussian model given as follows:

$$\langle p_T \rangle_{\text{unp}} \equiv \frac{\int d^2 \mathbf{p}_T |\mathbf{p}_T| f_1^a(x, \mathbf{p}_T^2)}{\int d^2 \mathbf{p}_T f_1^a(x, \mathbf{p}_T^2)} \stackrel{\text{Gauss}}{=} \frac{\sqrt{\pi}}{2} p_{\text{unp}}. \quad (7)$$

Under the above assumptions the expression for the Sivers SSA in Eqs. (1, 2) is given by [29]

$$A_{UT}^{\sin(\phi-\phi_S)} = (-2) \frac{a_{\text{Gauss}} \sum_a e_a^2 x f_{1T}^{\perp(1)a}(x) D_1^a(z)}{\sum_a e_a^2 x f_1^a(x) D_1^a(z)}, \quad \text{with} \quad a_{\text{Gauss}} = \frac{\sqrt{\pi}}{2} \frac{M_N}{\sqrt{p_{\text{Siv}}^2 + K_{D_1}^2/z^2}}. \quad (8)$$

In the Gaussian ansatz (5) the transverse moment of the Sivers function (4) is given by

$$f_{1T}^{\perp(1)a}(x) \stackrel{\text{Gauss}}{=} \frac{p_{\text{Siv}}^2}{2M_N^2} f_{1T}^{\perp a}(x). \quad (9)$$

The reason why in Eq. (8) we prefer to work with $f_{1T}^{\perp(1)a}(x)$ instead of $f_{1T}^{\perp a}(x)$ will become clear later. Before we start to extract the Sivers function from the HERMES data [9], it is necessary to fix or constrain the free parameters p_{Siv}^2 and $K_{D_1}^2$, preferably by (other) HERMES data for sake of consistency. The next two Sections are devoted to this task.

III. UNPOLARIZED SIDIS, POSITIVITY CONSTRAINTS, AND THE LARGE N_c -LIMIT

Let us assume the distribution of transverse momenta in $f_1^a(x, \mathbf{p}_T^2)$ and $D_1^a(z, \mathbf{K}_T^2)$ to be Gaussian according to (5), and let us furthermore assume the corresponding Gaussian widths to be flavour and x - or z -independent. Then the average transverse momentum of the produced hadrons as function of z is given by

$$\langle P_{h\perp}(z) \rangle = \frac{\sqrt{\pi}}{2} \sqrt{z^2 p_{\text{unp}}^2 + K_{D_1}^2}. \quad (10)$$

Fig. 2 shows the HERMES data on $\langle P_{h\perp}(z) \rangle$ for h = pions from Ref. [6]. Strictly speaking these data were taken from a deuterium target, but we will ignore this fact (i.e., we neglect nuclear binding effects and use isospin symmetry). What is important for us is that these data allow to fix the free parameters p_{unp}^2 and $K_{D_1}^2$. A best fit yields

$$\begin{aligned} p_{\text{unp}}^2 &= 0.33 \text{ GeV}^2, \\ K_{D_1}^2 &= 0.16 \text{ GeV}^2, \end{aligned} \quad (11)$$

and is shown in Fig. (2) by a dashed line. We observe a good and for our purposes sufficient agreement. It is important to stress that the agreement could be improved at the prize of introducing a z - and/or flavour dependent Gaussian width for the unpolarized fragmentation function, but we will refrain from doing so and stick to our simple picture.

It is instructive to compare our result (11) to the values extracted in Ref. [33] under certain assumptions from EMC data [42] on the so-called Cahn effect [43]. There $p_{\text{unp}}^2 = 0.2 \text{ GeV}^2$ and $K_{D_1}^2 = 0.25 \text{ GeV}^2$ were found. With these numbers one obtains a $\langle P_{h\perp}(z) \rangle$ which describes the HERMES data somewhat worse than the direct fit in Eq. (11) — Fig. (2) — but in satisfactory qualitative agreement. Thus, we are lead to the encouraging conclusion that the Gaussian ansatz for $f_1^a(x, \mathbf{p}_T^2)$ and $D_1^a(z, \mathbf{K}_T^2)$ is compatible with SIDIS data from HERMES [6] and that the ansatz and the numerical values for the Gaussian widths are supported qualitatively by the analysis of EMC data [42] on the Cahn-effect from Ref. [33].

Unlike in the case of the unpolarized fragmentation and distribution functions, it is not possible to fix the Gaussian width of the Siverson function from SIDIS data. As the HERMES data [9] show a non-zero Siverson effect, of course, the parameter p_{Siv}^2 cannot be zero.[70] However, there is also a non-trivial *upper* bound for p_{Siv}^2 due to positivity conditions. The positivity bound for the Siverson distribution function reads [44]

$$\frac{|\mathbf{p}_T|}{M_N} |f_{1T}^{\perp a}(x, \mathbf{p}_T^2)| \leq f_1^a(x, \mathbf{p}_T^2). \quad (12)$$

If we demand the inequality (12) to be satisfied in the Gaussian model (4) for any x , then the Gaussian width of the Siverson function must fulfill the following necessary and sufficient condition

$$p_{\text{Siv}}^2 \leq \frac{p_{\text{unp}}^2}{1 + \frac{p_{\text{unp}}^2}{2eM_N^2} \left(\frac{f_{1T}^{\perp a}(x)}{f_1^a(x)} \right)^2} \quad \text{or} \quad p_{\text{Siv}}^2 \leq \frac{p_{\text{unp}}^2}{1 + \frac{2M_N^2 p_{\text{unp}}^2}{e p_{\text{Siv}}^4} \left(\frac{f_{1T}^{\perp(1)a}(x)}{f_1^a(x)} \right)^2}. \quad (13)$$

Thus, with the result (11) and the above remarks, we see that p_{Siv}^2 is restricted to the range

$$0 < p_{\text{Siv}}^2 < 0.33 \text{ GeV}^2. \quad (14)$$

For later convenience let us derive from (12) a bound for the transverse moment of the Siverson function. Using

$$\left| \int d^2 \mathbf{p}_T \frac{\mathbf{p}_T^2}{2M_N^2} f_{1T}^{\perp a}(x, \mathbf{p}_T^2) \right| \leq \int d^2 \mathbf{p}_T \frac{\mathbf{p}_T^2}{2M_N^2} |f_{1T}^{\perp a}(x, \mathbf{p}_T^2)| \leq \int d^2 \mathbf{p}_T \frac{|\mathbf{p}_T|}{2M_N} f_1^a(x, \mathbf{p}_T^2)$$

and the definition (7) we obtain

$$|f_{1T}^{\perp(1)a}(x)| \leq \frac{\langle p_T \rangle_{\text{unp}}}{2M_N} f_1^a(x). \quad (15)$$

Note, that we could try to eliminate the dependence on the unknown Siverson function from the inequality (13) by inserting (15) into the second version of the inequality (13). This gives the bound

$$p_{\text{Siv}}^2 \leq \frac{p_{\text{unp}}^2}{1 + \frac{2M_N^2 p_{\text{unp}}^2}{e p_{\text{Siv}}^4} \left(\frac{\langle p_T \rangle_{\text{unp}}}{2M_N} \right)^2} \leq \frac{p_{\text{unp}}^2}{1 + \frac{2M_N^2 p_{\text{unp}}^2}{e p_{\text{Siv}}^4} \left(\frac{f_{1T}^{\perp(1)a}(x)}{f_1^a(x)} \right)^2}.$$

which is *stronger* than (13), namely

$$p_{\text{Siv}}^2 \leq \frac{p_{\text{unp}}^2}{1 + \frac{\pi}{8e} \left(\frac{p_{\text{unp}}^2}{p_{\text{Siv}}^2} \right)^2}, \quad (16)$$

the solution of which is

$$\frac{p_{\text{unp}}^2}{2} \left(1 - \sqrt{1 - \frac{\pi}{2e}} \right) \leq p_{\text{Siv}}^2 \leq \frac{p_{\text{unp}}^2}{2} \left(1 + \sqrt{1 - \frac{\pi}{2e}} \right), \quad \text{or} \quad 0.06 \text{ GeV}^2 \leq p_{\text{Siv}}^2 \leq 0.27 \text{ GeV}^2 \quad (17)$$

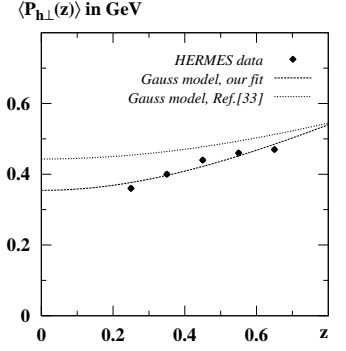


FIG. 2: The average transverse momentum $\langle P_{h\perp}(z) \rangle$ of pions produced in SIDIS as measured by HERMES from a deuterium target [6] vs. z . The dashed curve is the $\langle P_{h\perp}(z) \rangle$ in the Gaussian model (10) with the parameters as fixed here, see Eq. (11). The dotted curve is the $\langle P_{h\perp}(z) \rangle$ Gaussian model with the parameters as obtained from a study of data on the Cahn effect [33].

if we use for p_{unp}^2 the result (11). The meaning of these inequalities is as follows. If p_{Siv}^2 satisfies (16), i.e., if it is in the range (17), then it automatically satisfies also the original inequality (14). On the other hand, the original inequality (14) could be far more generous than (16, 17), since the derived inequality (15) does not need to be saturated.

The present SIDIS data with their sizeable error bars [9, 10] do not constrain fits for $f_{1T}^{\perp a}$ for the separate flavours $a = u, d, \bar{u}$ and \bar{d} assuming the effects of heavier quarks to be negligible. In fact, in Ref. [33] where this has been attempted all fitted distributions but $f_{1T}^{\perp u}$ were found consistent with zero. In this situation it appears appealing to invoke additional theoretical constraints. In particular, here we will use predictions from the QCD limit of a large number of colours N_c .

In this limit the nucleon appears as N_c quarks bound by a mean field [45], which exhibits certain spin-flavour symmetries [46]. By exploring these symmetry properties it was proven in a model independent way that in the large- N_c limit [41]

$$\underbrace{|(f_{1T}^{\perp u} - f_{1T}^{\perp d})(x, \mathbf{p}_T^2)|}_{=\mathcal{O}(N_c^3)} \gg \underbrace{|(f_{1T}^{\perp u} + f_{1T}^{\perp d})(x, \mathbf{p}_T^2)|}_{=\mathcal{O}(N_c^2)}, \quad (18)$$

or, equivalently,

$$f_{1T}^{\perp u}(x, \mathbf{p}_T^2) = -f_{1T}^{\perp d}(x, \mathbf{p}_T^2) \quad \text{modulo } 1/N_c \text{ corrections.} \quad (19)$$

The relations (18, 19) are expected to be valid within their accuracy in the region of not too small and not too large x satisfying $xN_c = \mathcal{O}(N_c^0)$. Similar relations hold for the Sivers antiquark distributions.[71]

Inspired by the large- N_c relation (19) we choose the following ansatz:

$$x f_{1T}^{\perp(1)u}(x) = -x f_{1T}^{\perp(1)d}(x) = A x^b (1-x)^5, \quad (20)$$

and set $f_{1T}^{\perp(1)\bar{q}}(x)$, as well as the Sivers distributions of heavier quarks, to zero. The shape of the Sivers function at large x cannot be constrained by the data [9, 10]. The large- x behaviour $f_{1T}^{\perp(1)q}(x) \propto (1-x)^5$ can be justified under certain assumptions — see [32] and references therein. However, one may consider it here as a mere model ansatz.

Given the size of the error bars of the present data the ansatz (20) and the above assumptions are not too restrictive. This was exemplified in Ref. [32] in a study of *preliminary* HERMES data [8] on the transverse-momentum-weighted Sivers SSA (3).

IV. EXTRACTION OF THE SIVERS FUNCTION FROM HERMES DATA

In the previous Sections we fixed the parameter $K_{D_1}^2$ in Eq. (11), but all we have been able to do concerning p_{Siv}^2 was to constrain this parameter to the vague range in Eq. (14). Of course, in order to be on the safe side we could consider p_{Siv}^2 only in the interval (17) resulting from the stronger inequality (16).

However, the parameter p_{Siv}^2 appears *explicitly* only in the “Gaussian factor” a_{Gauss} defined in Eq. (8). For illustrative purposes we evaluate this factor for the $\langle z^2 \rangle \approx (0.4)^2$ of the HERMES experiment in the range (14) of the a priori possible value for p_{Siv}^2 , and we observe that it is strongly constrained to be in the range

$$0.72 < a_{\text{Gauss}} < 0.83. \quad (21)$$

Thus, as long as one is interested in extracting from the HERMES data [9] the transverse moment $f_{1T}^{\perp(1)a}(x)$ under the assumption of the Gaussian ansatz (5), then the result is only affected to at most $\pm 10\%$ by variations of the parameter p_{Siv}^2 within the poorly constrained range given in (14).

Note that as soon as we extract a result for $f_{1T}^{\perp(1)a}(x)$, then from the second version of the inequality (13) we immediately obtain bounds for p_{Siv}^2 which are stronger than those given in (14). We proceed as follows.

We use the parameterizations [50, 51] for $f_1^a(x)$ and $D_1^a(z)$ at a scale of 2.5 GeV^2 which corresponds to the average Q^2 in the HERMES experiment. We insert the large- N_c motivated ansatz (20) in the expression for the x -dependent Sivers SSA in Eq. (8)

$$A_{UT}^{\sin(\phi-\phi_S)} = (-2) \frac{\int dz a_{\text{Gauss}}(z) \sum_a e_a^2 x f_{1T}^{\perp(1)a}(x) D_1^a(z)}{\int dz \sum_a e_a^2 x f_1^a(x) D_1^a(z)} \quad (22)$$

where we consider the z -dependence of the Gauss factor a_{Gauss} and integrate within the cuts [9] of the HERMES experiment, $0.2 \leq z \leq 0.7$. We fix $K_{D_1}^2$ according to Eq. (11) and choose for the parameter p_{Siv}^2 a value out of the

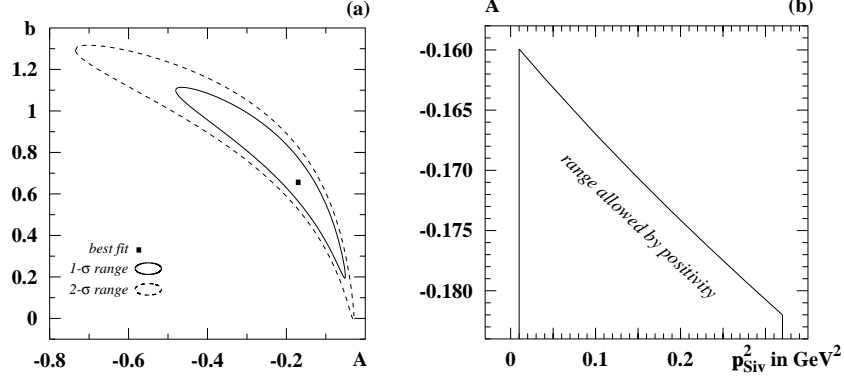


FIG. 3: **a.** The best fit and the respectively 1- and 2- σ range for the parameters A and b in the ansatz (20) for the Siverson function. **b.** The dependence of the parameter A on the Gaussian width p_{Siv}^2 , characterizing the transverse momentum distribution in the Siverson function in the Gaussian model (5). The parameter b is practically p_{Siv}^2 -independent.

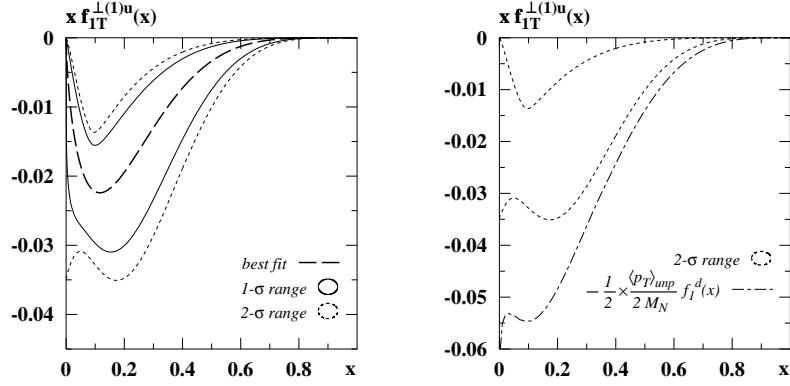


FIG. 4: **a.** The u -quark Siverson function $x f_{1T}^{\perp(1)u}(x)$ as function of x , as extracted from the HERMES data [9]. Shown are the best fit, and its 1- and 2- σ regions. **b.** Here it is shown that the absolute value of the extracted Siverson function does not exceed half of $\frac{\langle p_T \rangle_{\text{unp}}}{2 M_N} f_1^d(x)$, i.e., it is safely in agreement with the positivity bound (15).

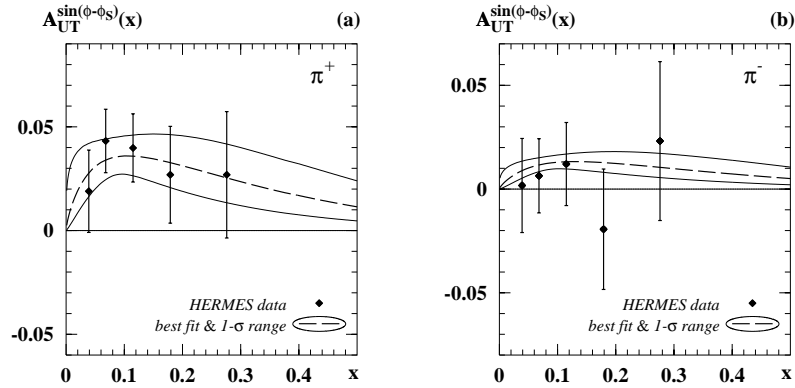


FIG. 5: The azimuthal SSA $A_{\text{UT}}^{\sin(\phi_h - \phi_S)}$ as function of x for charged pions as obtained from the fit (23) in comparison to the final HERMES data [9].

range (14). Then we check whether for the chosen p_{Siv}^2 the extracted $f_{1T}^{\perp(1)a}(x)$ does satisfy the inequality (13) within its 2- σ -uncertainty. We obtain the following result which refers to a scale of about 2.5 GeV²:

$$x f_{1T}^{\perp(1)u}(x) = -x f_{1T}^{\perp(1)d}(x) = -(0.16 \dots 0.18) x^{0.66} (1-x)^5, \quad (23)$$

$$\text{with } p_{\text{Siv}}^2 = (0.01 \dots 0.32) \text{ GeV}^2. \quad (24)$$

Several comments are in order. The total χ^2 is about 2.2, i.e., the χ^2 per degree of freedom is about 0.3.

In Fig. 3a the 1- and 2- σ regions of the parameters A and b are shown for $p_{\text{Siv}}^2 = 0.15 \text{ GeV}^2$, which is the central value of p_{Siv}^2 in the range (24). The dependence of the parameter b on p_{Siv}^2 is negligible. The response of the parameter A to variations of p_{Siv}^2 is nearly linear — Fig. 3b.

The range (24) consists of those values of p_{Siv}^2 that are allowed by the general positivity inequality in the Gaussian model in Eq. (13). As expected, it is less restrictive than the range (17) originating from the derived, stronger inequality (16). Had we decided to work with the range (17), the result would differ only a little, as can be inferred from Fig. 3b. However, at this point it is satisfactory to observe how little the fit result for $f_{1T}^{\perp(1)a}$ in Eq. (23) is affected by the fact that the parameter p_{Siv}^2 is only poorly constrained in the range (24).

In Fig. 4a we show the extracted u -quark Siverson function $x f_{1T}^{\perp(1)u}(x)$. For the curve labeled as “best fit” we have chosen $p_{\text{Siv}}^2 = 0.15 \text{ GeV}^2$ which corresponds to the central value in the range (24) allowed by positivity requirements. For the minima (maxima) of the 1- and 2- σ regions we have chosen the minimal (maximal) value of p_{Siv}^2 in the range (24). Thus, the displayed error bands contain both, the statistical error of the HERMES data [9] and the uncertainty due to the poorly constrained Gaussian width p_{Siv}^2 of the Siverson function in Eq. (24).

The absolute values of the extracted Siverson functions $f_{1T}^{\perp(1)u}(x) = -x f_{1T}^{\perp(1)d}(x)$ are restricted by the upper bound (15) given respectively by $\frac{\langle p_T \rangle_{\text{unp}}}{2M_N} f_1^u(x)$ or $\frac{\langle p_T \rangle_{\text{unp}}}{2M_N} f_1^d(x)$. Since $f_1^d(x)$ is smaller than $f_1^u(x)$ the bound is stronger for the d -quark. However, in Fig. 4b we see that the extracted Siverson function well satisfies the bound (15), and does not even exceed half of this bound within its 2- σ uncertainty.

Finally, in Fig. 5 we compare the Siverson SSA obtained on the basis of our fit (23) to the HERMES data [9]. Of course, in the SSA the effects of the (small) uncertainty of the parameter A in (23) and the (sizeable) uncertainty of the parameter p_{Siv}^2 in (24) cancel. Notably, the 1- σ error band for the π^- SSA is much narrower than for the π^+ SSA. This means that the π^- SSA is more sensitive to $1/N_c$ corrections, i.e., to deviations from the ansatz (20). We will discuss this point in detail in the next Section.

As an intermediate summary we conclude that the HERMES data [9] are well compatible with the large- N_c predictions (19) for the Siverson function [41] and that the fit (23) satisfies the positivity bounds [44]. Remarkably, the sign of the extracted Siverson function in Eq. (23) is in agreement with the physical picture discussed in [52]. We remark, however, that model calculations of the Siverson function [53, 54, 55] show no tendency to exhibit the large- N_c pattern (19).

V. CROSS CHECKS: HERMES DATA ON z -DEPENDENCE & COMPASS DATA

In our fitting procedure we did not use the HERMES data [9] on the z -dependence of the Siverson SSA. These data could have been used as an additional constraint for the integrals of $x f_{1T}^{\perp(1)a}(x)$ in the range $0.023 < x < 0.4$, which corresponds to the cuts in the HERMES experiment. This would have helped to improve the significance of the fit, considering that only few x -data points are available. Instead, let us use these data here as a valuable cross check of our approach. As the z -shape of the SSA is dictated by the unpolarized fragmentation function $D_1^a(z)$ and the z -dependence of the Gaussian factor a_{Gauss} in Eq. (8), this is not only a cross check for the extracted Siverson function (23), but it also tests the Gauss ansatz (5), the consistency of the choice of parameters (11, 24), and the large- N_c ansatz (19, 20) itself. In Fig. 6 we confront our fit result (23) with the z -dependent HERMES data on the Siverson SSA [9]. We observe a satisfactory agreement. Notice that the impact of the poorly constrained Gaussian width p_{Siv}^2 of the Siverson function (24) is marginal.

The smallness of the π^- SSA can be explained as follows. Since $f_{1T}^{\perp u} = -f_{1T}^{\perp d}$ in the large- N_c limit, the asymmetry $A_{UT}^{\sin(\phi_h - \phi_S)}(\pi^-) \propto (\frac{4}{9} D_1^{\text{unf}} - \frac{1}{9} D_1^{\text{fav}})$, where $D_1^{\text{fav}} = D_1^{d \rightarrow \pi^-} = D_1^{\bar{u} \rightarrow \pi^-} = D_1^{u \rightarrow \pi^+}$, etc. ($D_1^{\text{unf}} = D_1^{u \rightarrow \pi^-} = D_1^{d \rightarrow \pi^+}$, etc.), denotes the so-called favoured (unfavoured) fragmentation function. At any z we have the inequality $D_1^{\text{unf}}(z) < D_1^{\text{fav}}(z)$. However, due to the weighting by the square of the quark electric charges, the effects of the smaller “unfavoured” and the larger “favoured” fragmentation function become comparable and tend to cancel each other. As a result the SSA for π^- appears rather small, becoming zero around $z = 0.56$ (for the parameterization in [51] at $Q^2 = 2.5 \text{ GeV}^2$). The tendency for cancellation persists with inclusion of the $1/N_c$ corrections, which, however, shift the position of the zero — see Sec. VI.

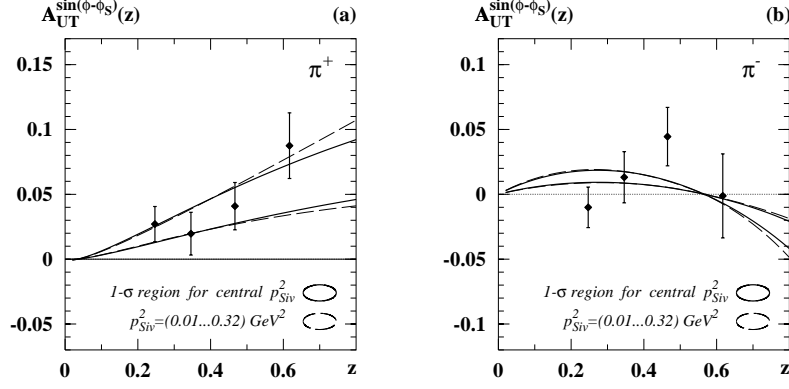


FIG. 6: $A_{UT}^{\sin(\phi_h - \phi_S)}(z)$ as function of z . The data are from the HERMES experiment [9]. The curves show the $1\text{-}\sigma$ variation of our large- N_c constrained fit (23) for the Siverson function, and the impact of varying the Gaussian width p_{Siv}^2 of the Siverson function in the range (24). The z -dependent data were not used for the fit, i.e., the comparison serves as a cross check for our results.

Results from the COMPASS experiment [10] yield an equally important confirmation for the large N_c picture of the Siverson function. In the COMPASS experiment a solid polarized ^6LiD target [56, 57] was used. Neglecting, to a first approximation, nuclear binding effects and using isospin symmetry, we observe that for the deuterium Siverson distribution function we have $f_{1T}^{u/D} \approx f_{1T}^{u/p} + f_{1T}^{u/n} \approx f_{1T}^u + f_{1T}^d$, and analogously for d , \bar{q} , etc. Thus, the deuterium target is sensitive to the flavour combination which is suppressed in the large- N_c limit, see (18), and for which our ansatz (20) yields exactly zero. This is in agreement with the present COMPASS data which shows a Siverson effect from deuterium target compatible with zero within error bars [10].

VI. WHERE ARE SIVERSON ANTIQUARKS & $1/N_c$ CORRECTIONS?

In the ansatz (20) we neglected the Siverson distributions for antiquarks and for the strange and heavier quarks. The neglect of strange and heavier quarks is probably a good assumption at the present stage of art. However, neglecting the Siverson antiquarks need not be such a good approximation. This can be seen from the unpolarized distribution functions, since in the region of $x \lesssim 0.15$ the distribution of unpolarized \bar{d} -quarks reaches 25% and more of the unpolarized d -quark distribution. In fact, this is precisely the x -region where HERMES [9] observes the most significant Siverson effect (for π^+) — see Fig. 5.

In order to gain a rough idea of the possible uncertainty introduced by neglecting the Siverson antiquark distributions, we make two simple models for the Siverson \bar{u} - and \bar{d} -distributions, while keeping the quark distributions at the value given by our fit result (23). Model I is that Siverson \bar{q} -distributions are just $\pm 25\%$ of the corresponding Siverson quark distributions. This assumption may be an overestimate in the region of larger x . Therefore, in model II we set the ratio of each Siverson \bar{q} - to Siverson q -distribution to be the same as for the unpolarized distributions. Thus, we will explore the effects of assuming each of the following models for the \bar{q} -Siverson distributions:

$$f_{1T}^{\perp(1)\bar{q}}(x) = \epsilon(x) f_{1T}^{\perp(1)q}(x), \quad \text{with} \quad \epsilon(x) = \pm \begin{cases} 0.25 = \text{const} & \text{model I} , \\ \frac{(f_1^{\bar{u}} + f_1^{\bar{d}})(x)}{(f_1^u + f_1^d)(x)} & \text{model II} . \end{cases} \quad (25)$$

Note that the particular ansatz for model II ensures compatibility with the large- N_c limit, where $(f_1^u + f_1^d)(x) \sim \mathcal{O}(N_c^2) \gg (f_1^u - f_1^d)(x) \sim \mathcal{O}(N_c)$. Thus, our model Siverson antiquarks satisfy large- N_c relations analogous to (18, 19). We also automatically preserve the sum rule [64] (see also [32]),

$$\sum_{a=g,u,d,\dots} \int dx f_{1T}^{\perp(1)a}(x) = 0 . \quad (26)$$

In the large- N_c limit the gluon Siverson distribution is suppressed with respect to the quark one [32]. Our models (25) satisfy the inequality corresponding to (15). Thus, being compatible with all theoretical constraints we are presently aware of, the models (25) are well suited for our purposes.

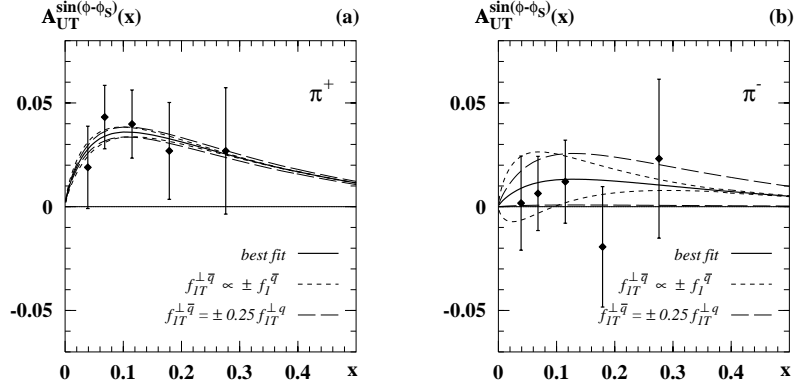


FIG. 7: $A_{UT}^{\sin(\phi_h - \phi_S)}(x)$ as a function of x . The data are from the HERMES experiment [9]. The curves show the effect of modifying the result of large- N_c constrained fit (23) by using the Siverson antiquark distribution functions given in Eq. (25). The figures show that the data [9] have little sensitivity to the Siverson \bar{q} -distributions, so that the neglect of the antiquark distributions in the fit was justified.

In Fig. 7 we show the modest effect of the Siverson \bar{q} -distributions as a function of x . The effect is quite small for the π^+ SSA, and well within the experimental errors. The effect is more pronounced for the π^- SSA, but still remains within the experimental errors. The effect of Siverson antiquarks on the z -dependence of the Siverson SSA is less visible, and we refrain from showing analog plots. As here the x -dependence is integrated over, the entire effects amount of altering the overall normalization of the SSA without qualitative and with only small quantitative changes to the picture in Fig. 6.

Thus, we conclude that even sizeable Siverson antiquark distributions, as modeled in Eq. (25), cannot be resolved within the error bars of the present data [9]. This justifies a posteriori the neglect of Siverson \bar{q} -distribution functions in our fit ansatz (20) here or in Ref. [32]. In this way we confirm also the observation made in Ref. [33]. There an attempt was made to extract $f_{1T}^{\perp a}$ for the separate flavours $a = u, d, \bar{u}$ and \bar{d} , and the Siverson- \bar{q} distributions were found to be consistent with zero with large uncertainties.

The difficulty to access antiquark distribution functions in SIDIS data is more general than the example encountered here. For example, in longitudinal double spin asymmetries $A_{LL} \propto \sum_a e_a^2 g_1^a(x) D_1^a(z)$ it is presently [58] not possible to resolve a flavour asymmetry in the helicity sea as sizeable as predicted in the chiral quark-soliton model [59], namely larger [60] than the known flavour asymmetry in the unpolarized sea ($g_1^{\bar{u}} - g_1^{\bar{d}}(x) > |(f_1^{\bar{u}} - f_1^{\bar{d}})(x)|$). As in the case of the much better known distribution functions $f_1^a(x)$ and $g_1^a(x)$ (see [61] for the specific example of helicity sea flavour asymmetry from the chiral quark-soliton model), it is necessary to study the Drell-Yan process in order to learn more about Siverson antiquark distribution functions.

Next let us address the $1/N_c$ -corrections. In our ansatz (20) we took literally the prediction from the large- N_c limit [41] in Eq. (19), disregarding corrections which are generically of $\mathcal{O}(1/N_c) \approx 30\%$. In order to have an idea of the effect of these corrections, let us assume that the flavour singlet Siverson distribution is not exactly zero but suppressed by exactly a factor of $1/N_c$ with respect to the flavour non-singlet combination according to Eq. (18). That is,

$$\left| (f_{1T}^{\perp(1)u} + f_{1T}^{\perp(1)d})(x) \right| \stackrel{!}{=} \pm \frac{1}{N_c} (f_{1T}^{\perp(1)u} - f_{1T}^{\perp(1)d})(x), \quad (27)$$

where we use $f_{1T}^{\perp(1)u}(x)$, $f_{1T}^{\perp(1)d}(x)$ from Eq. (23) and set $N_c = 3$. Of course, it would be naive to expect that the different flavour combinations behave precisely as in Eq. (27). However, the scenario in Eq. (27) is by construction well suited to indicate the order of magnitude of the effect. In fact, when considered from such a qualitative point of view, large- N_c relations for parton distributions are observed to be well satisfied in nature [62].

Note that (27) is compatible with positivity (15). However, in order to comply with the sum rule (26), we must introduce a gluon Siverson distribution function equal in magnitude but of opposite sign to the quark flavour singlet Siverson distribution.

Fig. 8 shows the effect of $1/N_c$ -corrections as modeled in Eq. (27). The positive (negative) sign in Eq. (27) corresponds to the upper (lower) curves in Figs. 8a and 8b. What we obtained in this way is an “error band” of much the same size as the $1\text{-}\sigma$ uncertainty of our fit in Fig. 5. A look at the z -dependence of the Siverson SSA fully confirms these findings — see Figs. 8c and 8d. When the HERMES z -cuts are used, $\langle a_{\text{Gauss}} D_1^{\text{fav}} \rangle \approx 2 \langle a_{\text{Gauss}} D_1^{\text{unf}} \rangle$ to a good accuracy with $p_{\text{Siv}}^2 = 0.15 \text{ GeV}^2$ and the parameterization [51]. If this were exactly the case, then for the minus sign in Eq. (27) the π^- Siverson SSA would become exactly zero, as shown in Fig. 8b. More generally, we see that the vanishing

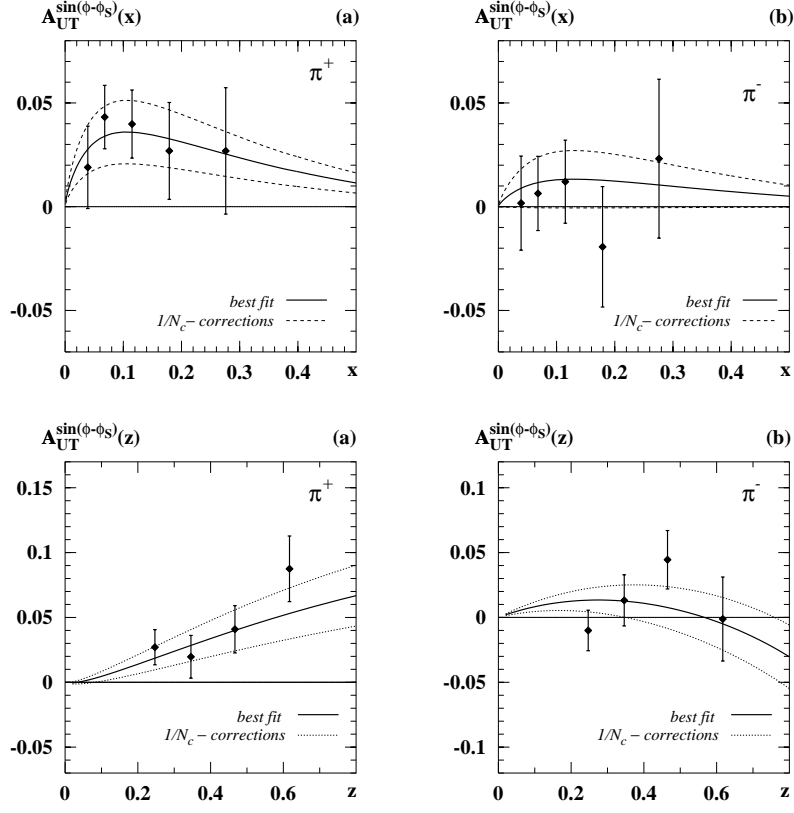


FIG. 8: **a** and **b**. $A_{UT}^{\sin(\phi_h - \phi_S)}$ as function of x . The data are from the HERMES experiment [9]. The curves show our best fit (23) for the Sivers function, and the effect of $1/N_c$ -corrections as modeled in Eq. (27). The figures show that the statistical uncertainty of the data [9] is of comparable magnitude as the $1/N_c$ -corrections. **c** and **d**. The same as in Figs. 8a and 8b but for the z -dependence of the Sivers SSA.

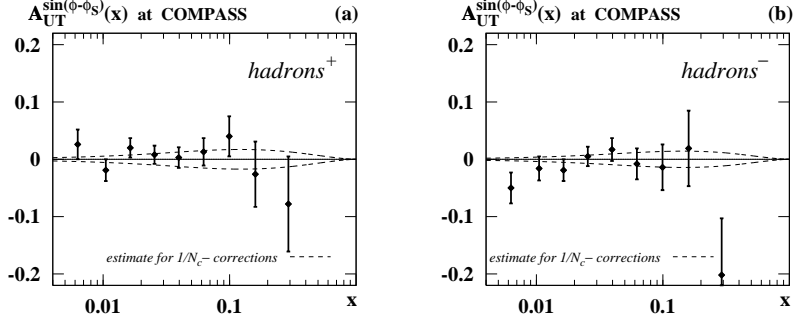


FIG. 9: The Sivers SSA at COMPASS. The theoretical curves indicate the order of magnitude of the effect according to the rough model for $1/N_c$ -corrections in Eq. (27). Thus, taking the large- N_c counting rule (18) into account we conclude that the HERMES [10] and COMPASS [10] data are compatible with each other.

of the π^- asymmetry at some value of z is a feature which is robust against $1/N_c$ -corrections (and antiquark effects). The precise position of this zero, however, is very sensitive to $1/N_c$ -corrections — Fig. 8d.

On a deuteron target, the leading $1/N_c$ prediction gives zero for the SSA, so that the $1/N_c$ corrections are all that remain. Assuming for simplicity that the positive and negative hadrons identified at COMPASS are mainly pions, we obtain in our rough model (27) for $1/N_c$ -corrections the results shown in Fig. 9. The positive asymmetries are due to choosing the positive sign in Eq. (27). Clearly, we see that the COMPASS data [10] are compatible with the large- N_c corrections being of a magnitude compatible with our model.

Thus, the reason why our large- N_c approach works here, is due to the fact that current precision of the first

experimental data [9, 10] is comparable to the theoretical accuracy of the large- N_c relation (19). In other words, $1/N_c$ corrections (and antiquark effects) cannot be resolved within the error bars of the data [9, 10]. In future, with increasing precision of the data, it will certainly be necessary to refine the fit ansatz (20) to include $1/N_c$ corrections and antiquarks. In fact we have found that our fit (23) to the final HERMES data [9] is also compatible with the most recent and substantially more precise *preliminary* HERMES data given in [11].

VII. FURTHER TESTS OF THE GAUSSIAN ANSATZ IN SIDIS

We have seen that the Gaussian model (5) for the distribution of the transverse parton momenta provides a satisfactory effective description of the HERMES data on the average transverse momentum of pions produced in SIDIS [6]. In order to increase our faith into the applicability of the Gaussian model and — what is equally important — to find out its limitations, it is necessary to make further tests using, e.g., the available HERMES data both on polarized and unpolarized SIDIS. Although the true prediction in QCD, or any other field theory, is that there is approximately a power-law fall off at large transverse momentum, it can well be that a Gaussian dependence can be a useful approximation.

In this context it would be interesting to study the average transverse momentum square $\langle P_{h\perp}^2(z) \rangle$ of the produced hadrons given by (actually this relation is of more general character [63] and manifestly valid in the Gauss ansatz)

$$\langle P_{h\perp}^2(z) \rangle = z^2 p_{\text{unp}}^2 + K_{D_1}^2. \quad (28)$$

In particular, $\langle P_{h\perp}(z) \rangle$ and $\langle P_{h\perp}^2(z) \rangle$ are related to each other in the Gaussian model by

$$\langle P_{h\perp}(z) \rangle^2 \stackrel{\text{Gauss}}{=} \frac{\pi}{4} \langle P_{h\perp}^2(z) \rangle. \quad (29)$$

To test the assumption of flavour independence, it would be useful to study $\langle P_{h\perp}(z) \rangle$ and $\langle P_{h\perp}^2(z) \rangle$ separately for π^+ , π^0 , π^- or the kaons. Finally, one could study the average transverse momentum of different hadrons averaged over z but as function of the respective x -bin, in order to test the assumption of an x - and flavour independent Gaussian width of the unpolarized distribution function.

Given the unsatisfactory situation with the poorly constrained Gaussian width of the Siverson function, it is of importance to further constrain this parameter by means of data. Again, appropriate HERMES data for that are in principle available [8, 9]. Let us define the following “Sivers-mean-transverse-momentum”:

$$\langle P_{h\perp}(z) \rangle_{\text{Siv}} = \frac{\sum_i P_{h\perp,i} \sin(\phi_i - \phi_{S,i}) [N^\uparrow(\phi_i; \phi_{S,i}) - N^\downarrow(\phi_i; \phi_{S,i} + \pi)]}{\sum_i \sin(\phi_i - \phi_{S,i}) [N^\uparrow(\phi_i; \phi_{S,i}) - N^\downarrow(\phi_i; \phi_{S,i} + \pi)]} \stackrel{\text{Gauss}}{=} \frac{2}{\sqrt{\pi}} \sqrt{z^2 p_{\text{Siv}}^2 + K_{D_1}^2}. \quad (30)$$

One can read off the result in the Gaussian model by comparing Eqs. (3) and (8). Note that $\langle P_{h\perp}(z) \rangle_{\text{Siv}}$ is of the same structure as its “unpolarized analog” $\langle P_{h\perp}(z) \rangle$ in Eq. (7) up to the coefficient $2/\sqrt{\pi}$. From a simultaneous analysis of the Siverson SSA weighted with and without a power of transverse hadron momentum $\langle P_{h\perp}(z) \rangle_{\text{Siv}}$ could be determined with a relative accuracy comparable to that of the Siverson SSA.

An indirect but important test of the Gaussian ansatz for the Siverson function can be made on the basis of the analyses reported here and in [32]. In Ref. [32] the *preliminary* HERMES data [8] on the transverse-momentum-weighted Siverson SSA (3) were used in order to directly extract $f_{1T}^{\perp(1)a}(x)$ without resorting to any model for the transverse parton momenta. Here we have used the *final* HERMES data [9] to extract $f_{1T}^{\perp(1)a}(x)$ under the assumption of the Gaussian model (5). Thus, if the Gaussian model works, then the two extractions must yield the same result.

In [32] the same set of assumptions (large- N_c for q , neglect of \bar{q} , etc.) was used as here. However, instead of determining the 1- σ region, two different ansätze were explored: One ansatz is as in (20), and another is as in (20) but with fixed $b = 1$. In Fig. 10 we see that these fits from Ref. [32] of $f_{1T}^{\perp(1)a}(x)$ to the $P_{h\perp}$ -weighted *preliminary* HERMES data [8] are compatible within 1- σ with the fit to the *final* HERMES data on the Siverson SSA weighted without a power of $P_{h\perp}$ [9].

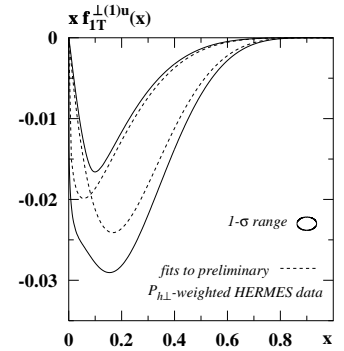


FIG. 10: The fits from Ref. [32] of $f_{1T}^{\perp(1)a}(x)$ to the $P_{h\perp}$ -weighted *preliminary* HERMES data [8] lie within the 1- σ region of the fit obtained here to the *final* (non- $P_{h\perp}$ -weighted) HERMES data [9].

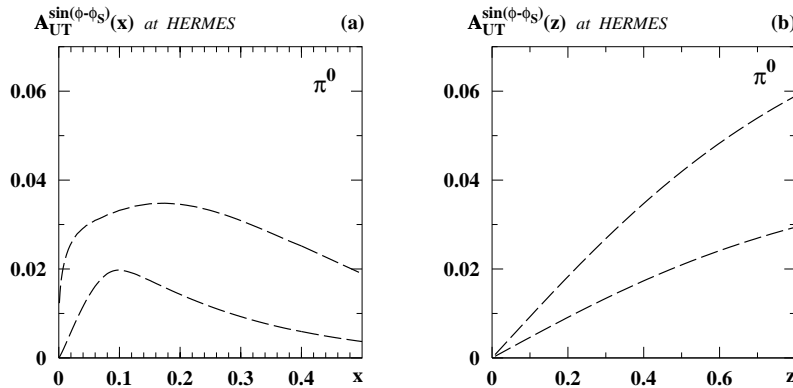


FIG. 11: The Siverts SSA for neutral pions at HERMES as function of x and z , respectively, as predicted on the basis of the fit result (23). The error band arises from the $1\text{-}\sigma$ uncertainty of the fit (23).

This observation *indicates* that the Gaussian ansatz for the Siverts function is compatible with the HERMES data within the statistical accuracy of the data [8, 9]. Given the *preliminary* status of the data [8] it is not possible to draw a stronger conclusion from this observation at the present stage. In fact, the HERMES Collaboration does not recommend [65] the use of the preliminary data [8] since they are not corrected for acceptance effects specific to the $P_{h\perp}$ -weighting, i.e., absent in the non- $P_{h\perp}$ -weighted SSA [9]. However, our comparison in Fig. 10 indicates that the systematic error due to these effects is less dominant than the statistical uncertainty of the data [8, 9].

Another important test for the Gaussian model and for the fit result (23) could use the HERMES data (and possible future data from COMPASS and Jlab) on the π^0 Siverts SSA. Preliminary data on the π^0 SSA with large statistical uncertainties were shown in [8]. Taking into account the $1\text{-}\sigma$ uncertainty of the fit (23) we obtain the results shown in Fig. 11. Worthwhile commenting is the z -dependence of the π^0 -asymmetry. Since the unpolarized fragmentation functions of light quarks and antiquarks into π^0 are the same (and since we neglect the effects of strange and heavier quarks), $D_1^q(z)$ completely cancel out from the SSA, so that $A_{UT}^{\sin(\phi-\phi_S)}(z, \pi^0) \propto a_{\text{Gauss}}(z)$. Thus the z -shape of the neutral pion SSA is entirely predicted by the Gaussian model. A precise measurement of the z -dependence of the π^0 Siverts effect could therefore also help to test the Gaussian Ansatz.

VIII. CONCLUSIONS

In this work we have extracted the transverse moment $f_{1T}^{\perp(1)a}$ of the Siverts function from SIDIS HERMES data [9] using a Gaussian model for the distribution of parton transverse momenta and employing predictions from the large- N_c limit [41] as an additional constraint. We have shown that the Gaussian model provides a reasonable description of HERMES data on the transverse momentum distribution of the hadrons produced in unpolarized SIDIS. We constrained the free parameters of the Gaussian model consistently by HERMES data, which however, does leave the Gaussian width of the Siverts distribution poorly constrained. Nevertheless, the data [9] well constrain a fit of the *transverse moment* of the Siverts function.

We have also shown that the HERMES and COMPASS data [9, 10] are compatible with each other and with predictions from the large- N_c limit of QCD [41] within their statistical accuracy. We have demonstrated that effects due to $1/N_c$ -corrections and Siverts antiquarks are of a similar size to the statistical errors of the data. Our fit is in qualitative agreement with extractions of the Siverts function [33, 34, 35] from the same [9] and from the more recent and more precise (but *preliminary*) HERMES data [11]. We provided cross and consistency checks for the fit result by studying the z -dependence of the HERMES data on the Siverts SSA [9], and made suggestions how to further test the applicability of the Gaussian model in SIDIS.

Of particular interest are studies of the Siverts effect in the Drell-Yan (DY) process, because the Siverts function (and other “time-reversal-odd” distributions) are expected to obey an unusual universality property, namely to appear with opposite signs in SIDIS and in DY [18]. The experimental check of this prediction is a crucial test for the understanding of the Siverts effect within QCD. On the basis of an analysis of the *preliminary* HERMES data [8] it was shown [32] that this change of sign of the Siverts function could be checked in $p^\dagger\pi^- \rightarrow l^+l^-X$ in the planned hadron-beam-mode of the COMPASS experiment [66], and in $p^\dagger\bar{p} \rightarrow l^+l^-X$ in the proposed PAX experiment [67] (whose primary goal is to access the transversity distribution function in $p^\dagger\bar{p}^\dagger \rightarrow l^+l^-X$ [68]). Our study of the *final* HERMES data [9] presented here confirms the analysis of Ref. [32] solidifying the conclusions made there — as do the estimates reported

in Refs. [34, 35] obtained from analyses of the most recent *preliminary* HERMES data [11]. Estimates for COMPASS, PAX and RHIC on the basis of the results obtained here will be presented elsewhere [69].

Acknowledgments. The work is partially supported by BMBF and DFG of Germany, the COSY-Jülich project, the Transregio Bonn-Bochum-Giessen, and is part of the European Integrated Infrastructure Initiative Hadron Physics project under contract number RII3-CT-2004-506078. A.E. is supported by grants RFBR 03-02-16816 and DFG-RFBR 03-02-04022. J.C.C. is supported in part by the U.S. D.O.E., and by a Mercator Professorship of DFG.

-
- [1] G. Bunce *et al.*, Phys. Rev. Lett. **36** 1113, (1976).
 - [2] D. L. Adams *et al.*, Phys. Lett. B **261**, 201 and **264**, 462 (1991), Z. Phys. C **56**, 181 (1992).
 - [3] J. Felix, Mod. Phys. Lett. A **14**, 827 (1999).
M. Anselmino, Czech. J. Phys. **52**, C13 (2002) [arXiv:hep-ph/0201150].
 - [4] H. Avakian [HERMES Collaboration], Nucl. Phys. Proc. Suppl. **79**, 523 (1999).
 - [5] A. Airapetian *et al.* [HERMES Collaboration], Phys. Rev. Lett. **84**, 4047 (2000) [arXiv:hep-ex/9910062], Phys. Rev. D **64**, 097101 (2001) [arXiv:hep-ex/0104005].
 - [6] A. Airapetian *et al.* [HERMES Collaboration], Phys. Lett. B **562**, 182 (2003) [arXiv:hep-ex/0212039].
 - [7] H. Avakian *et al.* [CLAS Collaboration], Phys. Rev. D **69**, 112004 (2004) [arXiv:hep-ex/0301005].
E. Avetisyan, A. Rostomyan and A. Ivanilov [HERMES Collaboration], *Proc. of DIS'2004, 13–18 April 2004, Štrbské Pleso, Slovakia* [arXiv:hep-ex/0408002].
 - [8] N. C. Makins [HERMES Collaboration], “*Transversity Workshop*”, 6–7 Oct. 2003, Athens, Greece.
R. Seidl [HERMES Collaboration], *Proc. of DIS'2004, 13–18 April 2004, Štrbské Pleso, Slovakia*.
I. M. Gregor [HERMES Collaboration], Acta Phys. Polon. B **36**, 209 (2005).
 - [9] A. Airapetian *et al.* [HERMES Collaboration], Phys. Rev. Lett. **94**, 012002 (2005) [arXiv:hep-ex/0408013].
 - [10] V. Y. Alexakhin *et al.* [COMPASS Collaboration], Phys. Rev. Lett. **94**, 202002 (2005) [arXiv:hep-ex/0503002]. P. Pagano [COMPASS Collaboration], arXiv:hep-ex/0501035.
 - [11] M. Diefenthaler, arXiv:hep-ex/0507013.
 - [12] J. C. Collins and D. E. Soper, Nucl. Phys. B **193**, 381 (1981) [Erratum-ibid. B **213**, 545 (1983)].
 - [13] X. D. Ji, J. P. Ma and F. Yuan, Phys. Rev. D **71**, 034005 (2005) [arXiv:hep-ph/0404183], Phys. Lett. B **597**, 299 (2004) [arXiv:hep-ph/0405085].
 - [14] J. C. Collins and A. Metz, Phys. Rev. Lett. **93**, 252001 (2004) [arXiv:hep-ph/0408249].
 - [15] D. Boer and P. J. Mulders, Phys. Rev. D **57**, 5780 (1998) [arXiv:hep-ph/9711485].
 - [16] D. W. Sivers, Phys. Rev. D **41**, 83 (1990), Phys. Rev. D **43**, 261 (1991).
 - [17] S. J. Brodsky, D. S. Hwang and I. Schmidt, Phys. Lett. B **530**, 99 (2002) [arXiv:hep-ph/0201296]; Nucl. Phys. B **642**, 344 (2002) [arXiv:hep-ph/0206259].
 - [18] J. C. Collins, Phys. Lett. B **536**, 43 (2002) [arXiv:hep-ph/0204004].
 - [19] A. V. Belitsky, X. Ji and F. Yuan, Nucl. Phys. B **656**, 165 (2003) [arXiv:hep-ph/0208038].
X. D. Ji and F. Yuan, Phys. Lett. B **543**, 66 (2002) [arXiv:hep-ph/0206057].
D. Boer, P. J. Mulders and F. Pijlman, Nucl. Phys. B **667**, 201 (2003) [arXiv:hep-ph/0303034].
 - [20] J. C. Collins, Nucl. Phys. B **396**, 161 (1993) [arXiv:hep-ph/9208213].
 - [21] M. Anselmino, M. Boglione and F. Murgia, Phys. Lett. B **362**, 164 (1995) [arXiv:hep-ph/9503290].
 - [22] M. Anselmino and F. Murgia, Phys. Lett. B **442**, 470 (1998) [arXiv:hep-ph/9808426].
 - [23] U. D’Alesio and F. Murgia, Phys. Rev. D **70**, 074009 (2004) [arXiv:hep-ph/0408092].
 - [24] M. Anselmino, M. Boglione, U. D’Alesio, E. Leader and F. Murgia, Phys. Rev. D **71**, 014002 (2005) [arXiv:hep-ph/0408356].
 - [25] B. Q. Ma, I. Schmidt and J. J. Yang, Eur. Phys. J. C **40**, 63 (2005) [arXiv:hep-ph/0409012].
 - [26] A. V. Efremov, K. Goeke and P. Schweitzer, Phys. Lett. B **522**, 37 (2001) [arXiv:hep-ph/0108213] and **544**, 389E (2002) [arXiv:hep-ph/0204056]; Eur. Phys. J. C **24**, 407 (2002) [arXiv:hep-ph/0112166]; Nucl. Phys. A **711**, 84 (2002); Acta Phys. Polon. B **33**, 3755 (2002) [arXiv:hep-ph/0206267]. P. Schweitzer and A. Bacchetta, Nucl. Phys. A **732**, 106 (2004) [arXiv:hep-ph/0310318].
 - [27] E. De Sanctis, W. D. Nowak and K. A. Oganessian, Phys. Lett. B **483**, 69 (2000) [arXiv:hep-ph/0002091]; K. A. Oganessian, N. Bianchi, E. De Sanctis and W. D. Nowak, Nucl. Phys. A **689**, 784 (2001) [arXiv:hep-ph/0010261].
 - [28] B. Q. Ma, I. Schmidt and J. J. Yang, Phys. Rev. D **66**, 094001 (2002) [arXiv:hep-ph/0209114]; Phys. Rev. D **65**, 034010 (2002) [arXiv:hep-ph/0110324].
 - [29] A. V. Efremov, K. Goeke and P. Schweitzer, Phys. Lett. B **568**, 63 (2003) [arXiv:hep-ph/0303062].
 - [30] M. Anselmino, M. Boglione, U. D’Alesio, A. Kotzinian, F. Murgia and A. Prokudin, arXiv:hep-ph/0412316.
 - [31] A. V. Efremov, K. Goeke and P. Schweitzer, Czech. J. Phys. **55** A, 189 (2005) [arXiv:hep-ph/0412420].
 - [32] A. V. Efremov, K. Goeke, S. Menzel, A. Metz and P. Schweitzer, Phys. Lett. B **612**, 233 (2005) [arXiv:hep-ph/0412353].
 - [33] M. Anselmino, M. Boglione, U. D’Alesio, A. Kotzinian, F. Murgia and A. Prokudin, Phys. Rev. D **71**, 074006 (2005) [arXiv:hep-ph/0501196].
 - [34] M. Anselmino, M. Boglione, U. D’Alesio, A. Kotzinian, F. Murgia and A. Prokudin, arXiv:hep-ph/0507181.
 - [35] W. Vogelsang and F. Yuan, arXiv:hep-ph/0507266.
 - [36] A. Airapetian *et al.* [HERMES Collaboration], Phys. Lett. B **622**, 14 (2005) [arXiv:hep-ex/0505042].

- [37] P. J. Mulders and R. D. Tangerman, Nucl. Phys. B **461** (1996) 197 [Erratum-ibid. B **484** (1997) 538] [arXiv:hep-ph/9510301].
- [38] A. Afanasev and C. E. Carlson, arXiv:hep-ph/0308163. A. Metz and M. Schlegel, Eur. Phys. J. A **22**, 489 (2004) [arXiv:hep-ph/0403182]; Annalen Phys. **13**, 699 (2004) [arXiv:hep-ph/0411118]. A. Bacchetta, P. J. Mulders and F. Pijlman, Phys. Lett. B **595** (2004) 309 [arXiv:hep-ph/0405154]. K. Goeke, A. Metz and M. Schlegel, Phys. Lett. B **618**, 90 (2005) [arXiv:hep-ph/0504130].
- [39] A. Bacchetta, U. D'Alesio, M. Diehl and C. A. Miller, Phys. Rev. D **70**, 117504 (2004) [arXiv:hep-ph/0410050].
- [40] I.e., distributions not integrated over the transverse parton momenta. For a discussion and careful definition of these objects in QCD we refer to: J. C. Collins, Acta Phys. Polon. B **34**, 3103 (2003) [arXiv:hep-ph/0304122].
- [41] P. V. Pobylitsa, arXiv:hep-ph/0301236.
- [42] M. Arneodo *et al.* [European Muon Collaboration], Z. Phys. C **34** (1987) 277.
- [43] R. N. Cahn, Phys. Lett. B **78** (1978) 269.
- [44] A. Bacchetta, M. Boglione, A. Henneman and P. J. Mulders, Phys. Rev. Lett. **85**, 712 (2000) [arXiv:hep-ph/9912490].
- [45] E. Witten, Nucl. Phys. B **160**, 57 (1979).
- [46] A. P. Balachandran, V. P. Nair, S. G. Rajeev and A. Stern, Phys. Rev. D **27**, 1153 and 2772E (1983).
E. Witten, Nucl. Phys. B **223**, 433 (1983).
J. L. Gervais and B. Sakita, Phys. Rev. Lett. **52**, 87 (1984).
A. V. Manohar, Nucl. Phys. B **248**, 19 (1984).
D. Diakonov, V. Y. Petrov and P. V. Pobylitsa, Nucl. Phys. B **306**, 809 (1988).
R. F. Dashen, E. Jenkins and A. V. Manohar, Phys. Rev. D **49**, 4713 (1994) and **51**, 2489E (1995) [arXiv:hep-ph/9310379].
- [47] M. Anselmino, V. Barone, A. Drago and F. Murgia, Nucl. Phys. Proc. Suppl. **105**, 132 (2002) [arXiv:hep-ph/0111044] and arXiv:hep-ph/0209073.
- [48] P. V. Pobylitsa, arXiv:hep-ph/0212027.
- [49] A. Drago, Phys. Rev. D **71**, 057501 (2005) [arXiv:hep-ph/0501282].
- [50] M. Glück, E. Reya and A. Vogt, Eur. Phys. J. C **5**, 461 (1998) [arXiv:hep-ph/9806404].
- [51] S. Kretzer, E. Leader and E. Christova, Eur. Phys. J. C **22**, 269 (2001) [arXiv:hep-ph/0108055].
- [52] M. Burkardt, Phys. Rev. D **66**, 114005 (2002) [arXiv:hep-ph/0209179]; Nucl. Phys. A **735**, 185 (2004) [arXiv:hep-ph/0302144].
- [53] A. Bacchetta, A. Schäfer and J. J. Yang, Phys. Lett. B **578** (2004) 109 [arXiv:hep-ph/0309246].
- [54] Z. Lu and B. Q. Ma, Nucl. Phys. A **741** (2004) 200 [arXiv:hep-ph/0406171].
- [55] F. Yuan, Phys. Lett. B **575** (2003) 45 [arXiv:hep-ph/0308157].
- [56] J. Ball *et al.*, Nucl. Instrum. Meth. A **498**, 101 (2003).
- [57] S. Goertz, W. Meyer and G. Reicherz, Prog. Part. Nucl. Phys. **49**, 403 (2002) [Erratum-ibid. **51**, 309 (2003)].
- [58] A. Airapetian *et al.* [HERMES Collaboration], Phys. Rev. D **71**, 012003 (2005) [arXiv:hep-ex/0407032].
- [59] D. Diakonov, V. Petrov, P. Pobylitsa, M. V. Polyakov and C. Weiss, Nucl. Phys. B **480** (1996) 341 [arXiv:hep-ph/9606314].
- [60] B. Dressler, K. Goeke, M. V. Polyakov and C. Weiss, Eur. Phys. J. C **14** (2000) 147 [arXiv:hep-ph/9909541].
- [61] B. Dressler, K. Goeke, M. V. Polyakov, P. Schweitzer, M. Strikman and C. Weiss, Eur. Phys. J. C **18**, 719 (2001) [arXiv:hep-ph/9910464].
- [62] A. V. Efremov, K. Goeke and P. V. Pobylitsa, Phys. Lett. B **488** (2000) 182 [arXiv:hep-ph/0004196].
- [63] A. Bacchetta, R. Kundu, A. Metz and P. J. Mulders, Phys. Rev. D **65** (2002) 094021 [arXiv:hep-ph/0201091].
- [64] M. Burkardt, Phys. Rev. D **69**, 057501 (2004) [arXiv:hep-ph/0311013], Phys. Rev. D **69**, 091501 (2004) [arXiv:hep-ph/0402014].
- [65] D. Hasch [HERMES Collaboration], private communication.
- [66] The COMPASS Collaboration, “Common Muon and Proton Apparatus for Structure and Spectroscopy”, CERN/SPLC 96-14, SPSC/P 297.
- [67] P. Lenisa and F. Rathmann *et al.* [PAX Collaboration], arXiv:hep-ex/0505054.
F. Rathmann *et al.*, Phys. Rev. Lett. **94**, 014801 (2005) [arXiv:physics/0410067], eConf **C0409272**, 014 (2004) [arXiv:hep-ex/0412063].
- [68] M. Anselmino, V. Barone, A. Drago and N. N. Nikolaev, Phys. Lett. B **594**, 97 (2004) [arXiv:hep-ph/0403114].
A. V. Efremov, K. Goeke and P. Schweitzer, Eur. Phys. J. C **35**, 207 (2004) [arXiv:hep-ph/0403124], and arXiv:hep-ph/0412427.
- [69] J. C. Collins, A. V. Efremov, K. Goeke, M. Grosse Perdekamp, S. Menzel, A. Metz and P. Schweitzer, in preparation.
- [70] Otherwise, for $p_{\text{Siv}}^2 \rightarrow 0$ in (5) the Gaussian $\frac{\exp(-\mathbf{p}_T^2/p_{\text{Siv}}^2)}{\pi p_{\text{Siv}}^2} \rightarrow \delta^{(2)}(\mathbf{p}_T)$. Then $f_{1T}^{\perp(1)a}(x) \rightarrow 0$ and the Sivers SSA (8) would vanish.
- [71] For historical correctness we mention that previously (19) was discussed in the framework of (simple versions of) chiral models [47]. However, the way in which (19) was obtained there was shown to be incorrect [48]. Recently, in Ref. [49] a (more sophisticated version of a) chiral model with vector mesons obeying a hidden local flavour symmetry was discussed, in which the Sivers function obeys (19).