

Z-Z' mixing in $SU(3)_c \otimes SU(3)_L \otimes U(1)_X$ models with β arbitrary

Fredy Ochoa* and R. Martínez†

Departamento de Física, Universidad Nacional,
Bogotá-Colombia

1st April 2019

Abstract

We perform a χ^2 fit at 95% CL to obtain model-dependent bounds to $Z_\mu - Z'_\mu$ mixing angle θ and Z_2 mass in the framework of $SU(3)_c \otimes SU(3)_L \otimes U(1)_X$ models with β arbitrary. Using experimental results at the Z -pole and atomic parity violation, we obtain allowed regions according to the value of β and depending on the assignment of the quark families in mass eigenstates into the three different families in weak eigenstates that cancel anomalies.

1 Introduction

In most of extensions of the SM, new massive and neutral gauge bosons, called Z' , are predicted. The phenomenological features that arise about such boson has been subject of extensive study in the literature [1], whose presence is sensitive to experimental observations at low and high energy, and will be of great interest in the next generation of colliders (LHC) [2]. In particular, it is possible to study some phenomenological features associated to this extra neutral gauge boson through models with gauge symmetry $SU(3)_c \otimes SU(3)_L \otimes U(1)_X$, also called 331 models. These models arise as an interesting alternative to explain the origin of generations [3], where the three families are required in order to cancel chiral anomalies completely [4]. An additional motivation to study these kind of models comes from the fact that they can also predict the charge quantization for a three family model even when neutrino masses are added [5].

Although cancellation of anomalies leads to some required conditions [6], such criterion alone still permits an infinite number of 331 models. In these models, the electric charge is defined in general as a linear combination of the diagonal generators of the group

$$Q = T_3 + \beta T_8 + XI. \quad (1)$$

*e-mail: faochoap@unal.edu.co

†e-mail: remartinezm@unal.edu.co

As it has been studied in the literature [6, 7], the value of the β parameter determines the fermion assignment, and more specifically, the electric charges of the exotic spectrum. Hence, it is customary to use this quantum number to classify the different 331 models. If we want to avoid exotic charges we are led to only two different models i.e. $\beta = \pm 1/\sqrt{3}$ [6, 8]. An extensive and detailed study of models with β arbitrary have been carried out in ref. [9] for the scalar sector and in ref. [10] for the fermionic and gauge sector.

The group structure of these models leads, along with the SM neutral boson Z , to the prediction of an additional current associated with the neutral boson Z' . Unlike Z -boson whose couplings are family independent and the weak interactions at low energy are of universal character, the couplings of Z' are different for the three families due to the $U(1)_X$ values to each of them. Through the $Z - Z'$ mixing it is possible to study the low energy deviations of the Z couplings to the SM families [7, 11]. In the quark sector each 331-family in the weak basis can be assigned in three different ways into mass eigenstates. In this way in a phenomenological analysis, the allowed region associated with the $Z - Z'$ mixing angle and the physical mass M_{Z_2} of the extra neutral boson will depend on the family assignment to the mass states. This study was carried out in ref. [12] for the two main versions of the 331 models corresponding to $\beta = -\sqrt{3}$ [7] and $\beta = -\frac{1}{\sqrt{3}}$ [8].

In this work we extend this study to β arbitrary through a χ^2 fit at the Z -pole to find the allowed region for the mixing angle between the neutral gauge bosons $Z - Z'$, the mass of the Z_2 boson and the values of β at 95% CL for three different assignments of the quark families [13]. This analysis will restrict the possibilities of the infinite number of 331 models, where the values of the β parameter are constrained by phenomenological requirements. Further, this study will allow us to display restrictions to the main models with $\beta = -\sqrt{3}$ and $\beta = -\frac{1}{\sqrt{3}}$, which motivate the exploration of new possibilities of β .

This paper is organized as follows. Section 2 is devoted to summarize the Fermion, Scalar and Vector boson representations. In section 3 we describe the neutral currents and the vector and axial vector couplings of the model. In section 4 we perform the χ^2 analysis at the Z -pole including atomic parity violation at 95% CL. Finally, section 5 contains our conclusions.

2 The 331 spectrum for β arbitrary

The fermionic spectrum under $SU(3)_c \otimes SU(3)_L \otimes U(1)_X$ is shown in table 1 for three families with β arbitrary [10]. We recognize three different possibilities to assign the physical quarks in each family representation as it is shown in table 2. At low energy, the three models from table 2 are equivalent and there are not any phenomenological feature that allow us to detect differences between them. In fact, they must reduce to the SM which is an universal family model in $SU(2)_L$. However, through the couplings of the three families to the additional neutral current (Z') and the introduction of a mixing angle between Z and Z' it is possible to recognize differences among the three models at the electroweak scale. It is noted that although we write the spectrum in the weak basis in table 1, we can consider three realizations in the mass basis in table 2.

For the scalar sector, we introduce the triplet field χ with Vacuum Expectation Value

representation	Q_ψ	X_ψ
$q_{m^*L} = \begin{pmatrix} d, s \\ -u, -c \\ J_1, J_2 \end{pmatrix}_L \mathbf{3}^*$ $d_{m^*R} = d_R, s_R : \mathbf{1}$ $u_{m^*R} = u_R, c_R : \mathbf{1}$ $J_{m^*R} = J_{1R}, J_{2R} : \mathbf{1}$	$\begin{pmatrix} -\frac{1}{3} \\ \frac{2}{3} \\ \frac{1}{6} + \frac{\sqrt{3}\beta}{2} \end{pmatrix}$ $-\frac{1}{3}$ $\frac{2}{3}$ $\frac{1}{6} + \frac{\sqrt{3}\beta}{2}$	$X_{q(m)}^L = -\frac{1}{6} - \frac{\beta}{2\sqrt{3}}$ $X_{u(m)}^R = -\frac{1}{3}$ $X_{d(m)}^R = \frac{2}{3}$ $X_{J(m)}^R = \frac{1}{6} + \frac{\sqrt{3}\beta}{2}$
$q_{3L} = \begin{pmatrix} t \\ b \\ J_3 \end{pmatrix}_L : \mathbf{3}$ $u_{3R} = b_R : \mathbf{1}$ $d_{3R} = t_R : \mathbf{1}$ $J_{3R} = J_{3R} : \mathbf{1}$	$\begin{pmatrix} \frac{2}{3} \\ -\frac{1}{3} \\ \frac{1}{6} - \frac{\sqrt{3}\beta}{2} \end{pmatrix}$ $-\frac{1}{3}$ $\frac{2}{3}$ $\frac{1}{6} - \frac{\sqrt{3}\beta}{2}$	$X_{q(3)}^L = \frac{1}{6} - \frac{\beta}{2\sqrt{3}}$ $X_b^R = -\frac{1}{3}$ $X_t^R = \frac{2}{3}$ $X_{J_3}^R = \frac{1}{6} - \frac{\sqrt{3}\beta}{2}$
$\ell_{jL} = \begin{pmatrix} \nu_e, \nu_\mu, \nu_\tau \\ e^-, \mu^-, \tau^- \\ E_1^{-Q_1}, E_2^{-Q_1}, E_3^{-Q_1} \end{pmatrix}_L : \mathbf{3}$ $(e_j^-)_R = e^-, \mu^-, \tau^- : \mathbf{1}$ $E_j^{-Q_1} = E_1^{-Q_1}, E_2^{-Q_1}, E_3^{-Q_1} : \mathbf{1}$	$\begin{pmatrix} 0 \\ -1 \\ -\frac{1}{2} - \frac{\sqrt{3}\beta}{2} \end{pmatrix}$ -1 $-\frac{1}{2} - \frac{\sqrt{3}\beta}{2}$	$X_{\ell(m)}^L = -\frac{1}{2} - \frac{\beta}{2\sqrt{3}}$ $X_{e(m)}^R = -1$ $X_{E_m}^R = -\frac{1}{2} - \frac{\sqrt{3}\beta}{2}$

Table 1: Fermionic content for three generations with β arbitrary.

Representation A	Representation B	Representation C
$q_{mL} = \begin{pmatrix} d, s \\ -u, -c \\ J_1, J_2 \end{pmatrix}_L : \mathbf{3}^*$ $q_{3L} = \begin{pmatrix} t \\ b \\ J_3 \end{pmatrix}_L : \mathbf{3}$	$q_{mL} = \begin{pmatrix} d, b \\ -u, -t \\ J_1, J_3 \end{pmatrix}_L : \mathbf{3}^*$ $q_{3L} = \begin{pmatrix} c \\ s \\ J_2 \end{pmatrix}_L : \mathbf{3}$	$q_{mL} = \begin{pmatrix} s, b \\ -c, -t \\ J_2, J_3 \end{pmatrix}_L : \mathbf{3}^*$ $q_{3L} = \begin{pmatrix} u \\ d \\ J_1 \end{pmatrix}_L : \mathbf{3}$

Table 2: *Three different assignments for the $SU(3)_L$ family representation of quarks*

(VEV) $\langle \chi \rangle^T = (0, 0, \nu_\chi)$, which induces the masses to the third fermionic components. In the second transition it is necessary to introduce two triplets ρ and η with VEV $\langle \rho \rangle^T = (0, \nu_\rho, 0)$ and $\langle \eta \rangle^T = (\nu_\eta, 0, 0)$ in order to give masses to the quarks of type up and down respectively.

In the gauge boson spectrum associated with the group $SU(3)_L \otimes U(1)_X$, we are just interested in the physical neutral sector that corresponds to the photon, Z and Z' , which are written in terms of the electroweak basis for β arbitrary as [10]

$$\begin{aligned}
A_\mu &= S_W W_\mu^3 + C_W \left(\beta T_W W_\mu^8 + \sqrt{1 - \beta^2 T_W^2} B_\mu \right), \\
Z_\mu &= C_W W_\mu^3 - S_W \left(\beta T_W W_\mu^8 + \sqrt{1 - \beta^2 T_W^2} B_\mu \right), \\
Z'_\mu &= -\sqrt{1 - \beta^2 T_W^2} W_\mu^8 + \beta T_W B_\mu,
\end{aligned} \tag{2}$$

where the Weinberg angle is defined as

$$S_W = \sin \theta_W = \frac{g'}{\sqrt{g^2 + (1 + \beta^2) g'^2}}, \quad T_W = \tan \theta_W = \frac{g'}{\sqrt{g^2 + \beta^2 g'^2}} \tag{3}$$

and g, g' correspond to the coupling constants of the groups $SU(3)_L$ and $U(1)_X$ respectively. Further, a small mixing angle between the two neutral currents Z_μ and Z'_μ appears with the following mass eigenstates [10]

$$\begin{aligned}
Z_{1\mu} &= Z_\mu C_\theta + Z'_\mu S_\theta; \quad Z_{2\mu} = -Z_\mu S_\theta + Z'_\mu C_\theta; \\
\tan \theta &= \frac{1}{\Lambda + \sqrt{\Lambda^2 + 1}}; \quad \Lambda = \frac{-2S_W C_W^2 g'^2 \nu_\chi^2 + \frac{3}{2} S_W T_W^2 g^2 (\nu_\eta^2 + \nu_\rho^2)}{g g' T_W^2 [3\beta S_W^2 (\nu_\eta^2 + \nu_\rho^2) + C_W^2 (\nu_\eta^2 - \nu_\rho^2)]}.
\end{aligned} \tag{4}$$

3 Neutral currents

Using the fermionic content from table 1, we obtain the neutral coupling for the SM fermions [10]

$$\begin{aligned}
\mathcal{L}^{NC} = & \sum_{j=1}^3 \left\{ \frac{g}{2C_W} \overline{Q}_j \gamma_\mu \left[2T_3 P_L - 2Q_{Q_j} S_W^2 \right] Q_j Z^\mu \right. \\
& + \frac{g}{2C_W} \overline{\ell}_j \gamma_\mu \left[2T_3 P_L - 2Q_{\ell_j} S_W^2 \right] \ell_j Z^\mu \\
& + \left. \frac{g'}{2T_W} \overline{\ell}_j \gamma_\mu \left[(-2T_8 - \beta T_W^2 \Lambda_3) P_L + 2\beta Q_{\ell_j} T_W^2 P_R \right] \ell_j Z^{\mu'} \right\} \\
& + \sum_{m=1}^2 \frac{g'}{2T_W} \overline{q}_m \gamma_\mu \left[(2T_8 + \beta Q_{q_m} T_W^2 \Lambda_1) P_L + 2\beta Q_{q_m} T_W^2 P_R \right] q_m Z^{\mu'} \\
& + \frac{g'}{2T_W} \overline{q}_3 \gamma_\mu \left[(-2T_8 + \beta Q_{q_3} T_W^2 \Lambda_2) P_L + 2\beta Q_{q_3} T_W^2 P_R \right] q_3 Z^{\mu'}, \tag{5}
\end{aligned}$$

where Q_j with $j = 1, 2, 3$ has been written in a SM-like notation i.e. it refers to triplets of quarks associated with the three generations of quarks (SM does not make difference in the family representations). On the other hand, the coupling of the exotic gauge boson (Z'_μ) with the two former families are different from the ones involving the third family. This is because the third family transforms differently as it was remarked in table 1. Consequently, there are terms where only the components $m = 1, 2$ are summed, leaving the third one in a term apart. Q_{q_j} are the electric charges. The Gell-Mann matrices $T_3 = \frac{1}{2} \text{diag}(1, -1, 0)$ and $T_8 = \frac{1}{2\sqrt{3}} \text{diag}(1, 1, -2)$ are introduced in the notation. We also define $\Lambda_1 = \text{diag}(-1, \frac{1}{2}, 2)$, $\Lambda_2 = \text{diag}(\frac{1}{2}, -1, 2)$ and the projectors $P_{R,L} = \frac{1}{2}(1 \pm \gamma_5)$. Finally, ℓ_j denote the leptonic triplets with Q_{ℓ_j} denoting their electric charges and $\Lambda_3 = \text{diag}(1, 1, 2Q_1)$ with Q_1 defined as the electric charge of the exotic leptons E_j in table 1. Following the same procedure as ref. [12], the neutral lagrangian (5) can be written as

$$\begin{aligned}
\mathcal{L}^{NC} = & \sum_{j=1}^3 \left\{ \frac{g}{2C_W} \overline{Q}_j \gamma_\mu \left[G_V^{Q_j} - G_A^{Q_j} \gamma_5 \right] Q_j Z_1^\mu + \frac{g}{2C_W} \overline{\ell}_j \gamma_\mu \left[G_V^{\ell_j} - G_A^{\ell_j} \gamma_5 \right] \ell_j Z_1^\mu \right. \\
& + \left. \frac{g}{2C_W} \overline{Q}_j \gamma_\mu \left[\tilde{G}_V^{Q_j} - \tilde{G}_A^{Q_j} \gamma_5 \right] Q_j Z_2^\mu + \frac{g}{2C_W} \overline{\ell}_j \gamma_\mu \left[\tilde{G}_V^{\ell_j} - \tilde{G}_A^{\ell_j} \gamma_5 \right] \ell_j Z_2^\mu \right\}, \tag{6}
\end{aligned}$$

where the couplings associated with $Z_{1\mu}$ are

$$\begin{aligned}
G_{V,A}^f &= g_{V,A}^f + \delta g_{V,A}^f, \\
\delta g_{V,A}^f &= \tilde{g}_{V,A}^f S_\theta, \tag{7}
\end{aligned}$$

the couplings associated with $Z_{2\mu}$ are

$$\begin{aligned}
\tilde{G}_{V,A}^f &= \tilde{g}_{V,A}^f - \delta \tilde{g}_{V,A}^f, \\
\delta \tilde{g}_{V,A}^f &= g_{V,A}^f S_\theta. \tag{8}
\end{aligned}$$

and the vector and axial vector couplings are given by

$$\begin{aligned}
g_V^f &= T_3 - 2Q_f S_W^2, & g_A^f &= T_3 \\
\tilde{g}_{V,A}^{q_m} &= \frac{C_W^2}{\sqrt{1 - (1 + \beta^2) S_W^2}} \left[T_8 + \beta Q_{q_m} T_W^2 \left(\frac{1}{2} \Lambda_1 \pm 1 \right) \right] \\
\tilde{g}_{V,A}^{q_3} &= \frac{C_W^2}{\sqrt{1 - (1 + \beta^2) S_W^2}} \left[-T_8 + \beta Q_{q_3} T_W^2 \left(\frac{1}{2} \Lambda_2 \pm 1 \right) \right] \\
\tilde{g}_{V,A}^{\ell_j} &= \frac{C_W^2}{\sqrt{1 - (1 + \beta^2) S_W^2}} \left[-T_8 - \beta T_W^2 \left(\frac{1}{2} \Lambda_3 \mp Q_{\ell_j} \right) \right].
\end{aligned} \tag{9}$$

In the above equations we took into account the small mixing angle given by eq. (4), where we did $C_\theta \simeq 1$

4 Z-Pole Observables

The couplings of the $Z_{1\mu}$ in eq. (6) have the same form as the SM neutral couplings but by replacing the vector and axial vector couplings $g_{V,A}^{SM}$ by $G_{V,A} = g_{V,A}^{SM} + \delta g_{V,A}$, where $\delta g_{V,A}$ (given by eq. (7)) is a correction due to the small $Z_\mu - Z'_\mu$ mixing angle θ . For this reason all the analytical parameters at the Z pole have the same SM-form but with small correction factors that depend on the family assignment. The partial decay widths of Z_1 into fermions $f\bar{f}$ is described by [14, 15]:

$$\Gamma_f^{SM} = \frac{N_c^f G_f M_{Z_1}^3}{6\sqrt{2}\pi} \rho_f \left[\frac{3\beta_K - \beta_K^3}{2} \left(g_V^f \right)^2 + \beta_K^3 \left(g_A^f \right)^2 \right] R_{QED} R_{QCD}, \tag{10}$$

where $N_c^f = 1, 3$ for leptons and quarks respectively, $R_{QED, QCD}$ are global final-state QED and QCD corrections, and $\beta_K = \sqrt{1 - \frac{4m_b^2}{M_Z^2}}$ considers kinematic corrections only important for the b -quark. Universal electroweak corrections sensitive to the top quark mass are taken into account in $\rho_f = 1 + \rho_t$ and in g_V^{SM} which is written in terms of an effective Weinberg angle [14]

$$\overline{S_W^2} = \kappa_f S_W^2 = \left(1 + \frac{\rho_t}{T_W^2} \right) S_W^2, \tag{11}$$

with $\rho_t = 3G_f m_t^2 / 8\sqrt{2}\pi^2$. Non-universal vertex corrections are also taken into account in the $Z_1 \bar{b}b$ vertex with additional one-loop leading terms given by [14, 15]

$$\rho_b \rightarrow \rho_b - \frac{4}{3}\rho_t \text{ and } \kappa_b \rightarrow \kappa_b + \frac{2}{3}\rho_t. \tag{12}$$

Table 3 resumes some observables, with their experimental values from CERN collider (LEP), SLAC Liner Collider (SLC) and data from atomic parity violation [14], the SM predictions and the expressions predicted by 331 models. We use $M_{Z_1} = 91.1876 \text{ GeV}$, $m_t = 176.9 \text{ GeV}$, $S_W^2 = 0.2314$, and for m_b we use [16]

$$\overline{m}_b(\mu \rightarrow M_{Z_1}) = m_b \left[1 + \frac{\alpha_S(\mu)}{\pi} \left(\ln \frac{m_b^2}{\mu^2} - \frac{4}{3} \right) \right],$$

with $m_b \approx 4.5 \text{ GeV}$ the pole mass, $\overline{m}_b(\mu \rightarrow M_{Z_1})$ the running mass at M_{Z_1} scale in the \overline{MS} scheme, and $\alpha_S(M_{Z_1}) = 0.1213 \pm 0.0018$ the strong coupling constant.

The 331 predictions from table 3 are expressed in terms of SM values corrected by

$$\begin{aligned} \delta_Z &= \frac{\Gamma_u^{SM}}{\Gamma_Z^{SM}}(\delta_u + \delta_c) + \frac{\Gamma_d^{SM}}{\Gamma_Z^{SM}}(\delta_d + \delta_s) + \frac{\Gamma_b^{SM}}{\Gamma_Z^{SM}}\delta_b + 3\frac{\Gamma_\nu^{SM}}{\Gamma_Z^{SM}}\delta_\nu + 3\frac{\Gamma_e^{SM}}{\Gamma_Z^{SM}}\delta_\ell; \\ \delta_{had} &= R_c^{SM}(\delta_u + \delta_c) + R_b^{SM}\delta_b + \frac{\Gamma_d^{SM}}{\Gamma_{had}^{SM}}(\delta_d + \delta_s); \\ \delta_\sigma &= \delta_{had} + \delta_\ell - 2\delta_Z; \\ \delta A_f &= \frac{\delta g_V^f}{g_V^f} + \frac{\delta g_A^f}{g_A^f} - \delta_f, \end{aligned} \quad (13)$$

where for the light fermions

$$\delta_f = \frac{2g_V^f \delta g_V^f + 2g_A^f \delta g_A^f}{(g_V^f)^2 + (g_A^f)^2}, \quad (14)$$

while for the b -quark

$$\delta_b = \frac{(3 - \beta_K^2) g_V^b \delta g_V^b + 2\beta_K^2 g_A^b \delta g_A^b}{\left(\frac{3 - \beta_K^2}{2}\right) (g_V^b)^2 + \beta_K^2 (g_A^b)^2}. \quad (15)$$

The above expressions are evaluated in terms of the effective Weinberg angle from eq. (11). For the predicted SM partial decay given by eq. (10), we use the values from ref. [14]

The weak charge is written as

$$Q_W = Q_W^{SM} + \Delta Q_W = Q_W^{SM} (1 + \delta Q_W), \quad (16)$$

where $\delta Q_W = \frac{\Delta Q_W}{Q_W^{SM}}$. The deviation ΔQ_W is [17]

$$\Delta Q_W = \left[\left(1 + 4 \frac{S_W^4}{1 - 2S_W^2} \right) Z - N \right] \Delta \rho_M + \Delta Q'_W, \quad (17)$$

and $\Delta Q'_W$ which contains new physics gives

$$\begin{aligned} \Delta Q'_W &= -16 \left[(2Z + N) \left(g_A^e \tilde{g}_V^u + \tilde{g}_A^e g_V^u \right) + (Z + 2N) \left(g_A^e \tilde{g}_V^d + \tilde{g}_A^e g_V^d \right) \right] S_\theta \\ &\quad - 16 \left[(2Z + N) \tilde{g}_A^e \tilde{g}_V^u + (Z + 2N) \tilde{g}_A^e \tilde{g}_V^d \right] \frac{M_{Z_1}^2}{M_{Z_2}^2}. \end{aligned} \quad (18)$$

Quantity	Experimental Values	Standard Model	331 Model
$\Gamma_Z [GeV]$	2.4952 ± 0.0023	2.4972 ± 0.0012	$\Gamma_Z^{SM} (1 + \delta_Z)$
$\Gamma_{had} [GeV]$	1.7444 ± 0.0020	1.7435 ± 0.0011	$\Gamma_{had}^{SM} (1 + \delta_{had})$
$\Gamma_{(\ell^+\ell^-)} MeV$	83.984 ± 0.086	84.024 ± 0.025	$\Gamma_{(\ell^+\ell^-)}^{SM} (1 + \delta_\ell)$
$\sigma_{had} [nb]$	41.541 ± 0.037	41.472 ± 0.009	$\sigma_{had}^{SM} (1 + \delta_\sigma)$
R_e	20.804 ± 0.050	20.750 ± 0.012	$R_e^{SM} (1 + \delta_{had} + \delta_e)$
R_μ	20.785 ± 0.033	20.751 ± 0.012	$R_\mu^{SM} (1 + \delta_{had} + \delta_\mu)$
R_τ	20.764 ± 0.045	20.790 ± 0.018	$R_\tau^{SM} (1 + \delta_{had} + \delta_\tau)$
R_b	0.21638 ± 0.00066	0.21564 ± 0.00014	$R_b^{SM} (1 + \delta_b - \delta_{had})$
R_c	0.1720 ± 0.0030	0.17233 ± 0.00005	$R_c^{SM} (1 + \delta_c - \delta_{had})$
A_e	0.15138 ± 0.00216	0.1472 ± 0.0011	$A_e^{SM} (1 + \delta A_e)$
A_μ	0.142 ± 0.015	0.1472 ± 0.0011	$A_\mu^{SM} (1 + \delta A_\mu)$
A_τ	0.136 ± 0.015	0.1472 ± 0.0011	$A_\tau^{SM} (1 + \delta A_\tau)$
A_b	0.925 ± 0.020	0.9347 ± 0.0001	$A_b^{SM} (1 + \delta A_b)$
A_c	0.670 ± 0.026	0.6678 ± 0.0005	$A_c^{SM} (1 + \delta A_c)$
A_s	0.895 ± 0.091	0.9357 ± 0.0001	$A_s^{SM} (1 + \delta A_s)$
$A_{FB}^{(0,e)}$	0.0145 ± 0.0025	0.01626 ± 0.00025	$A_{FB}^{(0,e)SM} (1 + 2\delta A_e)$
$A_{FB}^{(0,\mu)}$	0.0169 ± 0.0013	0.01626 ± 0.00025	$A_{FB}^{(0,\mu)SM} (1 + \delta A_e + \delta A_\mu)$
$A_{FB}^{(0,\tau)}$	0.0188 ± 0.0017	0.01626 ± 0.00025	$A_{FB}^{(0,\tau)SM} (1 + \delta A_e + \delta A_\tau)$
$A_{FB}^{(0,b)}$	0.0997 ± 0.0016	0.1032 ± 0.0008	$A_{FB}^{(0,b)SM} (1 + \delta A_e + \delta A_b)$
$A_{FB}^{(0,c)}$	0.0706 ± 0.0035	0.0738 ± 0.0006	$A_{FB}^{(0,c)SM} (1 + \delta A_e + \delta A_c)$
$A_{FB}^{(0,s)}$	0.0976 ± 0.0114	0.1033 ± 0.0008	$A_{FB}^{(0,s)SM} (1 + \delta A_e + \delta A_s)$
$Q_W(Cs)$	-72.69 ± 0.48	-73.19 ± 0.03	$Q_W^{SM} (1 + \delta Q_W)$

Table 3: *The parameters for experimental values, SM predictions and 331 corrections. The values are taken from ref. [14]*

For Cesium we have $Z = 55$, $N = 78$, and for the first term in (17) we take the value $\left[\left(1 + 4 \frac{S_W^4}{1 - 2S_W^2} \right) Z - N \right] \Delta\rho_M \simeq -0.01$ [17]. With the definitions of the electroweak couplings $\tilde{g}_{V,A}^f$ in eq. (9), we can see that the new physics contributions given by eq. (18) is β -dependent, so that the precision measurements are sensitive to the type of 331 model according to the value of β . This dependence will allow us to perform precision adjustments to β , i.e model adjustment. We get the same correction for the spectrum A and B due to the fact that the weak charge depends mostly on the up-down quarks, and A, B -cases maintain the same representation for this family.

With the expressions for the Z-pole observables and the experimental data shown in table 3, we perform a χ^2 fit for each representation A, B and C at 95% CL, which will allow us to display the family dependence in the model. The results are resumed in table 4 and 5. First of all, we find the best allowed region in the plane $S_\theta - \beta$ for three different values of M_{Z_2} . The lowest bound of M_{Z_2} that displays an allowed region is about 1200 GeV, which appears only for the C assignment such as fig. 1 shows. We can see in the figure that models with negative values of β are excluded, including the usual models with $\beta = -\sqrt{3}, -\frac{1}{\sqrt{3}}$. This non-symmetrical behavior in the sign of β is due to the fact that the vector and axial couplings in eq. (9) have a lineal dependence with β , which causes different results according to the sign. Figs. 2 and 3 display broader allowed region for $M_{Z_2} = 1300$ and 4000 GeV respectively. Thus, the possible 331-models is highly restricted by low values of M_{Z_2} (including the exclusion of the main versions), but if the energy scale increases, new 331 versions are accessible. The models from literature are suitable for high values of Z_2 -mass. We also see that for small Z_2 -mass, the bounds associated to the mixing angle are very small ($\sim 10^{-4}$).

On the other hand, we obtain the regions in the plane $M_{Z_2} - \beta$ for small values of S_θ . Figs. 4 and 5 show regions for negative mixing angle, which favour models with $\beta < 0$. It is interesting to note that regions A and B display an upper bound for M_{Z_2} when $S_\theta = -0.0008$. Figs. 6 and 7 show regions for positive mixing angles. In particular, we can see in fig. 7 that if $S_\theta = 0.001$, the C-family assignment does not display allowed region. In all plots we note that A -region and B -region are very similar because they present the same weak corrections; the small differences arise mostly due to the bottom correction in eq. (15). We emphasize that although these results admit continuous values of β (including zero), under some circumstances there are additional restrictions from basic principles that could forbid some specific values, as it is studied in ref. [10]. For instance, the model with $\beta = 0$ does not generate spontaneous symmetry breaking, which is required to provide the mass spectrum.

5 Conclusions

The $SU(3)_c \otimes SU(3)_L \otimes U(1)_X$ models for three families with β arbitrary was studied under the framework of family dependence.

As it is shown in table 2, we found three different assignments of quarks into the mass family basis. Each assignment determines different weak couplings of the quarks to the extra neutral current associated to Z_2 , which holds a small angle mixing with respect to the SM-neutral current associated to Z_1 . This mixing gives different allowed regions in the

M_{Z_2} (GeV)	Quarks Rep.	β	$S_\theta (\times 10^{-4})$
1200	Rep. A	No Region	No Region
	Rep. B	No Region	No Region
	Rep. C	$1.1 \lesssim \beta \lesssim 1.73$	$-1 \leq S_\theta \leq 0.7$
1300	Rep. A	$-0.1 \lesssim \beta \lesssim 1.55$	$-3 \leq S_\theta \leq 2$
	Rep. B	$-0.1 \lesssim \beta \lesssim 1.55$	$-3 \leq S_\theta \leq 2$
	Rep. C	$0.85 \lesssim \beta \lesssim 1.75$	$-1 \leq S_\theta \leq 1$
4000	Rep. A	$-1.73 \lesssim \beta \lesssim 1.8$	$-8 \leq S_\theta \leq 19$
	Rep. B	$-1.73 \lesssim \beta \lesssim 1.8$	$-8 \leq S_\theta \leq 19$
	Rep. C	$-1.3 \lesssim \beta \lesssim 1.8$	$-9 \leq S_\theta \leq 7$

Table 4: *Bounds for β and S_θ for three quark representations at 95% CL and three Z_2 -mass*

$S_\theta (\times 10^{-4})$	Quarks Rep.	β	M_{Z_2} (GeV)
-8	Rep. A	$-0.76 \lesssim \beta \lesssim -0.24$	$1500 \lesssim M_{Z_2} \lesssim 3800$
	Rep. B	$-0.78 \lesssim \beta \lesssim -0.22$	$1500 \lesssim M_{Z_2} \lesssim 4200$
	Rep. C	$-0.78 \lesssim \beta \lesssim -0.22$	$2000 \lesssim M_{Z_2}$
-5	Rep. A	$-1.13 \lesssim \beta \lesssim 0.3$	$1400 \lesssim M_{Z_2}$
	Rep. B	$-1.13 \lesssim \beta \lesssim 0.3$	$1400 \lesssim M_{Z_2}$
	Rep. C	$-1.13 \lesssim \beta \lesssim 0.3$	$2000 \lesssim M_{Z_2}$
5	Rep. A	$-1.4 \lesssim \beta \lesssim 0.5$	$1500 \lesssim M_{Z_2}$
	Rep. B	$-1.4 \lesssim \beta \lesssim 0.5$	$1500 \lesssim M_{Z_2}$
	Rep. C	$-1.1 \lesssim \beta \lesssim 0.3$	$2800 \lesssim M_{Z_2}$
10	Rep. A	$-1.05 \lesssim \beta \lesssim 0.05$	$1500 \lesssim M_{Z_2}$
	Rep. B	$-1.05 \lesssim \beta \lesssim 0.05$	$1500 \lesssim M_{Z_2}$
	Rep. C	No Region	No Region

Table 5: *Bounds for β and M_{Z_2} for three quark representations at 95% CL and four mixing angle S_θ*

$S_\theta - \beta$ and $M_{Z_2} - \beta$ planes for the LEP parameters at the Z-pole and including data from the atomic parity violation.

Performing a χ^2 fit at 95% CL we found regions $S_\theta - \beta$ that display a dependence in the family assignment for different values of M_{Z_2} (figs. 1 – 3). For the lowest value $M_{Z_2} = 1200$ GeV, we found that only those 331 models with $1.1 \lesssim \beta \lesssim 1.73$ and quarks families in the C-representation yield a possible region with small mixing angle ($\sim 10^{-4}$). The possibilities of 331-models grow as M_{Z_2} grows, exhibiting broader regions for the mixing angle. For the $M_{Z_2} - \beta$ plots (figs. 4 – 7), we also found model and family restrictions according to the mixing angle. In this case the β -bound grows when the mixing angle decreases near zero. This behavior seen in the four figures is in agreement with the results from figs. 1 – 3, where the bounds for β acquire their maximum values around $S_\theta = 0$. The Pleitez and Long models ($\beta = -\sqrt{3}, -\frac{1}{\sqrt{3}}$ respectively) are excluded for low values of M_{Z_2} (≤ 1200 GeV).

Unlike the SM where the family assignment is arbitrary without any phenomenological change, our results show how this assignment yields differences in the numerical predictions for 331 models. We see that the lowest bound for M_{Z_2} is higher than those obtained by other authors for one family models [6]. Due to the restriction of the data from the atomic parity violation, we are getting a differences of about one order of magnitude in the lowest bound for the M_{Z_2} .

This study can be extended if we consider linear combinations among the three family assignments according to the ansatz of the quarks mass matrix in agreement with the physical mass and mixing angle mass. In this case, the allowed regions would be a combination among the regions obtained here.

We acknowledge the financial support from COLCIENCIAS.

References

- [1] For a review see A. Leike, Phys. Rep. **317**, 143 (1999); J. Erler, P. Langacker, T.J. Li, Phys. Rev. **D66**, 015002 (2002); S. Hesselbach, F. Franke, H. Fraas, Eur. Phys. J. **C23**, 149 (2002).
- [2] S. Godfrey in Proc. of the APS/DPF/DPB Summer Study on the Future of Particles Physics (Snowmass 2001), ed. N. Graf, arXiv: hep-ph/0201093 and hep-ph/0201092; Marcela Carena, Alejandro Daleo, Bogdan A. Dobrescu, Tim M.P. Tait, Phys. Rev. **D70**, 093009 (2004).
- [3] For a review about the family problem see P.H. Frampton, P.Q. Hung and M. Sher, arXiv: hep-ph/9903387 v2.
- [4] J.S. Bell, R. Jackiw, Nuovo Cim. **A60** 47 (1969); S.L. Adler, Phys. Rev. **177**, 2426 (1969); D.J. Gross, R. Jackiw, Phys. Rev. **D6** 477 (1972). H. Georgi and S. L. Glashow, Phys. Rev. **D6** 429 (1972); S. Okubo, Phys. Rev. **D16**, 3528 (1977); J. Banks and H. Georgi, Phys. Rev. **14** 1159 (1976).
- [5] C.A. de S. Pires and O.P. Ravinez, Phys. Rev. **D58**, 35008 (1998); C.A. de S. Pires, Phys. Rev. **D60**, 075013 (1999).

- [6] L.A. Sánchez, W.A. Ponce, and R. Martínez, Phys. Rev. **D64**, 075013 (2001); R. Martinez, William A. Ponce, Luis A. Sanchez, Phys. Rev. **D65** 055013 (2002); W.A. Ponce, J.B. Flórez and L.A. Sánchez, Int. J. Mod. Phys. **A17**, 643 (2002); W.A. Ponce, Y. Giraldo, and L.A. Sánchez, Phys. Rev. **D67**, 075001 (2003).
- [7] F. Pisano and V. Pleitez, Phys. Rev. **D46**, 410 (1992); P.H. Frampton, Phys. Rev. Lett. **69**, 2889 (1992); R. Foot, O.F. Hernandez, F. Pisano and V. Pleitez, Phys. Rev. **D47**, 4158 (1993); P.H. Frampton, P. Krastev and J.T. Liu, Mod. Phys. Lett. **9A**, 761 (1994); P.H. Frampton et. al. Mod. Phys. Lett. **9A**, 1975 (1994); Nguyen Tuan Anh, Nguyen Anh Ky, Hoang Ngoc Long, Int. J. Mod. Phys. **A16**, 541 (2001); J.C. Montero, C.A.deS. Pires and V. Pleitez, Phys. Rev. **D65** 095001 (2002).
- [8] R. Foot, H.N. Long and T.A. Tran, Phys. Rev. **D50**, R34 (1994); H.N. Long, Phys. Rev. **D53**, 437 (1996); *ibid*, **D54**, 4691 (1996); H.N. Long, Mod. Phys. Lett. **A13**, 1865 (1998).
- [9] Rodolfo A. Diaz, R. Martinez, F. Ochoa, Phys. Rev. **D69**, 095009 (2004).
- [10] Rodolfo A. Diaz, R. Martinez, F. Ochoa, arXiv: hep-ph/0411263 (will be published in Phys. Rev. D).
- [11] P.H. Frampton and D. Ng, Phys. Rev. **D45**, 4240 (1992).
- [12] Fredy Ochoa and R. Martinez, arXiv: hep-ph/0505027 (will be published in Phys. Rev. D).
- [13] In this connection see K.T. Mahanthappa and P.K. Mohapatra, Phys. Rev. **D42**, 1732-2400 (1990); Phys. Rev. **D43**, 3093 (1991).
- [14] S. Eidelman et. al. Particle Data Group, Phys. Lett. **B592**, (2004), pp. 120-121.
- [15] J. Bernabeu, A. Pich and A. Santamaria, Nucl. Phys. **B363** 326 (1991); D. Bardin et.al. Electroweak Working Group Report, arXiv: hep-ph/9709229 (1997) 28-32.
- [16] F.M. Borzumati and C. Greub, Phys. Rev. **D58**, 074004 (1998).
- [17] G. Altarelli, R. Casalbouni, S. De Curtis, N. Di Bartolomeo, F. Feruglio and R. Gatto, Phys. Lett. **B 261** 146 (1991); H.N. Long and L.P. Trung, Phys. Lett. **B502** (2001) 63-68.

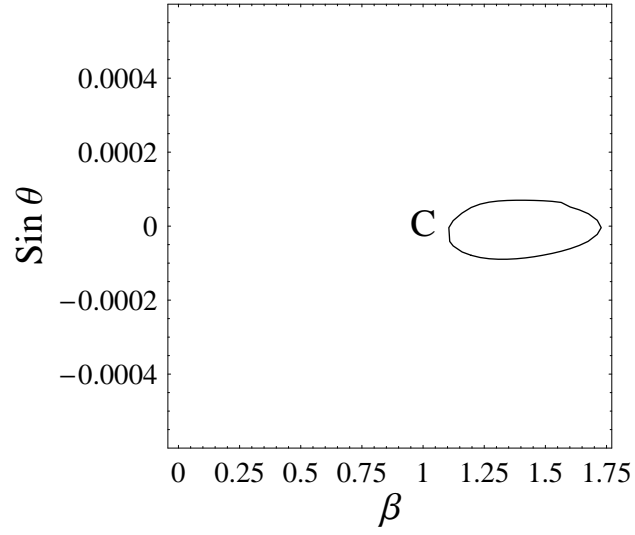


Figure 1: *The allowed region for $\sin \theta$ vs β with $M_{Z_2} = 1200$ GeV. C correspond to the assignment of family from table 2. A and B assignments are excluded at this scale.*

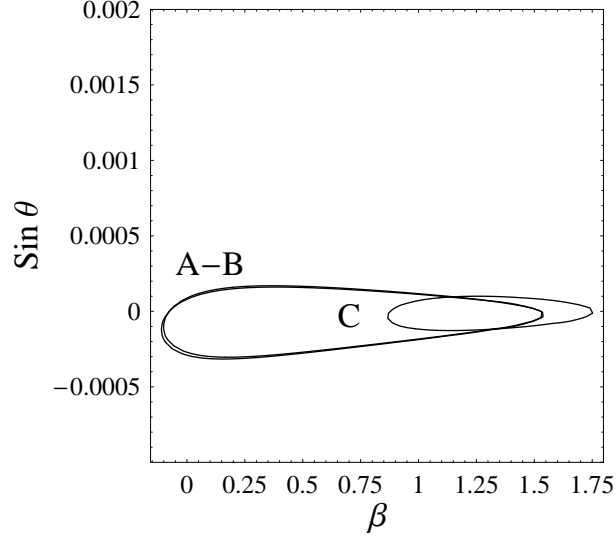


Figure 2: *The allowed region for $\sin \theta$ vs β with $M_{Z_2} = 1300$ GeV. A, B and C correspond to the assignment of families from table 2.*

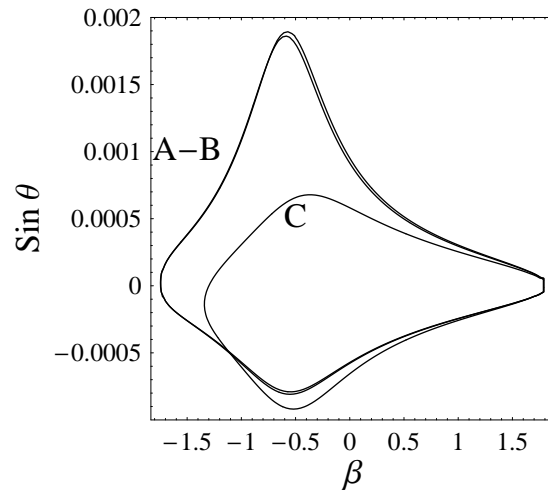


Figure 3: *The allowed region for $\sin \theta$ vs β with $M_{Z_2} = 4000$ GeV. A, B and C correspond to the assignment of families from table 2.*

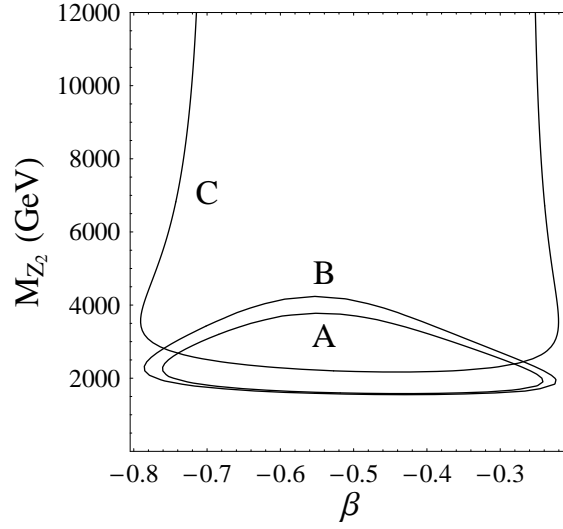


Figure 4: The allowed region for M_{Z_2} vs β with $\sin \theta = -0.0008$. A , B and C correspond to the assignment of families from table 2

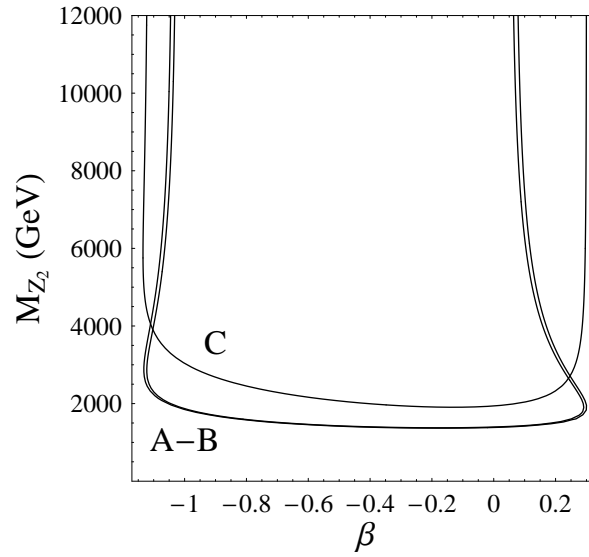


Figure 5: The allowed region for M_{Z_2} vs β with $\sin \theta = -0.0005$. A , B and C correspond to the assignment of families from table 2

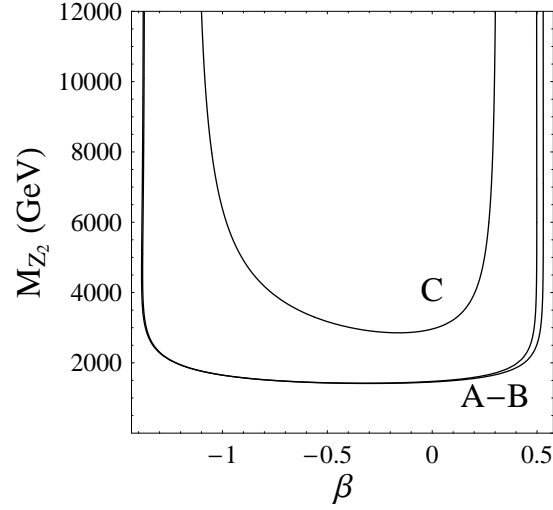


Figure 6: *The allowed region for M_{Z_2} vs β with $\sin \theta = 0.0005$. A , B and C correspond to the assignment of families from table 2*

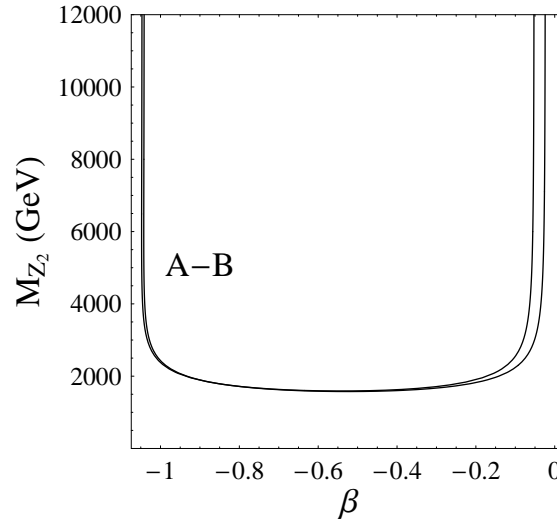


Figure 7: *The allowed region for M_{Z_2} vs β with $\sin \theta = 0.001$. A and B correspond to the assignment of families from table 2. C is excluded for this mixing angle.*