

Quasi-particle model of QGP - a revisit

Vishnu M. Bannur
Department of Physics,
University of Calicut, Kerala-673 635, India.

August 20, 2018

Abstract

The quasi-particle model of quark gluon plasma (QGP) is revisited here with a new method, different from earlier studies, without the need of temperature dependent bag constant as well as other effects such as confinement effects, effective degrees of freedom etc. Our model has only two system dependent parameters and surprisingly good fit to lattice results for gluon plasma, 2-flavor and 3-flavor QGP are obtained. The basic idea is to evaluate energy density ε first from grand partition function of quasi-particle QGP and then derive all other thermodynamic functions from ε . Quasi-particles are assumed to have temperature dependent mass equal to plasma frequency. Energy density, pressure and speed of sound at zero chemical potential are evaluated and compared with available lattice data. We further extend the model to finite chemical potential, without any new parameters, to obtain quark density, quark susceptibility etc. and fits very well with the lattice results on 2-flavor QGP.

PACS Nos : 12.38.Mh, 12.38.Gc, 05.70.Ce, 52.25.Kn

Keywords : Equation of state, quark gluon plasma, quasi-particle plasma

1 Introduction :

The non-ideal behaviour of QGP seen in lattice simulations [1, 2, 3] of QCD, and the elliptical flow observed in relativistic heavy ion collisions (RHICs) lead to hot debate on the nature of QGP near the critical temperature, T_c , for the last few years [4]. Various models such as (a) QGP with confinement effects, (b) strongly interacting QGP (sQGP), (c) strongly coupled quark gluon plasma (SCQGP), and (d) quasi-particle QGP (qQGP). In model (a), confinement effects like bag constant [5], Cornell potential [6] etc. are assumed to give rise to non-ideal behaviour of QGP. In (b) [7], effects of bound states of colorless as well as colored hadron resonances are assumed to be responsible. In (c) [8, 9], it is assumed that QGP near T_c is what is called strongly coupled plasma (SCP) and EoS of SCP in QED with proper modifications for QCD fits very well lattice data. In (d), QGP is made up of quasi-particles with temperature dependent mass [10, 11]. Different varieties of qQGP were proposed in order to make the theory thermodynamically consistent as well as consistent with perturbative and non-perturbative calculations of QCD [12, 13].

Here we revisit qQGP with a new method, which involves a less number of parameters, to derive EoS of QGP at zero chemical potential (μ). Here μ means quark chemical potential which is one third of the baryon chemical potential. We start from energy density, rather than pressure as done earlier, and derive various thermodynamic properties by fixing the parameters of the model. Further we extend the model to include finite chemical potential and obtain quark density (n_q), change in pressure (ΔP) due to finite μ and quark susceptibility for 2-flavor QGP.

2 Phenomenological Model :

The basic assumption in this model is that quarks and gluons in QGP are not bare quarks and gluons, but they are quasi-particles. Because of their collective behaviour in QGP, massless partons acquire masses equal to their respective plasma frequencies and become quasi-partons. Following the standard procedure of statistical mechanics [14], the grand

partition function is given by,

$$Q_G = \sum_{s,r} e^{-\beta(E_r - \mu N_s)} , \quad (1)$$

where the sum is over energy states E_r and particle number states N_s . Now we assume that QGP is made up of non-interacting quasi-partons and on taking thermodynamic limit, we get,

$$q \equiv \ln Q_G = \mp \sum_{k=0}^{\infty} \ln(1 \mp z e^{-\beta \epsilon_k}) , \quad (2)$$

where q is called q-potential and \mp for bosons and fermions. β and z are temperature and fugacity respectively. ϵ_k is the single particle energy, given by,

$$\epsilon_k = \sqrt{k^2 + m^2(T, \mu)} ,$$

where k is momentum and m^2 is the temperature dependent mass. The main effects of the interaction of bare partons, namely collective effects, are taken in (T, μ) dependent mass term and treat them as non-interacting quasi-partons. With this assumption, the average energy U is given by,

$$U \equiv \langle E_r \rangle = -\frac{\partial}{\partial \beta} \ln Q_G = \sum_k \frac{z \epsilon_k e^{-\beta \epsilon_k}}{1 \mp z e^{-\beta \epsilon_k}} , \quad (3)$$

which on taking continuum limit and after some algebra, we get,

$$\varepsilon = \frac{g_f T^4}{2\pi^2} \sum_{l=1}^{\infty} (\pm 1)^{l-1} z^l \frac{1}{l^4} \left[\left(\frac{ml}{T}\right)^3 K_1\left(\frac{ml}{T}\right) + 3 \left(\frac{ml}{T}\right)^2 K_2\left(\frac{ml}{T}\right) \right] , \quad (4)$$

where g_f is the degeneracy and equal to $g_g \equiv 16$ for gluons and equal to $2n_f$ for quarks. n_f is the number of flavors. K_1 and K_2 are modified Bessel functions of order 1 and 2 respectively.

3 Thermodynamics (ε, P, C_s^2) of QGP with zero μ :

Let us first consider the EoS of QGP with zero chemical potential and take $z = 1$. Hence we get the energy density, expressed in terms of $e(T) \equiv \varepsilon/\varepsilon_s$, for the quark gluon plasma of quasi-partons is

$$e(T) = \frac{15}{\pi^4} \frac{1}{(g_f + \frac{21}{2}n_f)} \sum_{l=1}^{\infty} \frac{1}{l^4} \left(g_f \left[\left(\frac{m_g l}{T}\right)^3 K_1\left(\frac{m_g l}{T}\right) + 3 \left(\frac{m_g l}{T}\right)^2 K_2\left(\frac{m_g l}{T}\right) \right] \right)$$

$$+12 n_f (-1)^{l-1} \left[\left(\frac{m_q l}{T} \right)^3 K_1 \left(\frac{m_q l}{T} \right) + 3 \left(\frac{m_q l}{T} \right)^2 K_2 \left(\frac{m_q l}{T} \right) \right] , \quad (5)$$

where ε_s is the Stefan-Boltzman gas limit of QGP, which may be obtained by taking high temperature limits of Eq. (4) for gluons and quarks separately and adding them. m_g is the temperature dependent gluon mass, which is equal to the plasma frequency, i.e, $m_g^2 = \omega_p^2 = \frac{g^2 T^2}{18} (2N_c + n_f)$. This is obtained from the finite temperature perturbative calculations [20, 21]. Note that both gluons and quarks contributes to the gluon mass. However, in the case of m_q , the temperature dependent mass of quarks, we take $m_q^2 = \frac{g^2 T^2}{18} n_f$ and no contribution from gluons at linear response level. g^2 is related to the two-loop order running coupling constant, given by,

$$\alpha_s(T) = \frac{6\pi}{(33 - 2n_f) \ln(T/\Lambda_T)} \left(1 - \frac{3(153 - 19n_f) \ln(2 \ln(T/\Lambda_T))}{(33 - 2n_f)^2 \ln(T/\Lambda_T)} \right) , \quad (6)$$

where Λ_T is a parameter related to QCD scale parameter. This choice of $\alpha_s(T)$ is motivated from lattice simulations. With these values of masses with above α_s , we can evaluate the $e(T)$ from Eq. (4). Note that the only temperature dependence in $e(T)$ comes from $\alpha_s(T)$, which has the same form as that of lattice simulations [1] with Λ_T as a free parameter. Pressure can be calculated from the thermodynamic relation $\varepsilon = T \frac{\partial P}{\partial T} - P$ and we get

$$\frac{P}{T} = \frac{P_0}{T_0} + \int_{T_0}^T dT \frac{\varepsilon(T)}{T^2} , \quad (7)$$

where P_0 and T_0 are pressure and temperature at some reference points. Note that the standard relation of pressure and q-potential is not valid here because of temperature dependent ϵ_k . We can rederive it using the same procedure from Patria [14], as follows,

$$\delta q = \frac{1}{Q_G} \left[\sum_{r,s} e^{-\beta(E_r - \mu N_s)} (-E_r \delta\beta - \beta \delta E_r + N_s \delta(\beta\mu)) \right] \quad (8)$$

$$\frac{PV}{T} = q + \int d\beta \beta \frac{\partial m}{\partial \beta} \left\langle \frac{\partial E_r}{\partial m} \right\rangle$$

$$\frac{PV}{T} = \mp \sum_{k=0}^{\infty} \ln(1 \mp z e^{-\beta\epsilon_k}) + F(T) V$$

Therefore, the standard relation of pressure and q-potential is not thermodynamically consistent in our case. One need extra term arising because of the temperature dependent mass.

Hence we use Eq. (7) to evaluate pressure. Note that earlier works are all based on modeling the extra term so as to fit the lattice data.

Once we know P and ε , $c_s^2 = \frac{\partial P}{\partial \varepsilon}$ can be evaluated.

4 Thermodynamics (n_q , ΔP , χ_q) of QGP with finite μ :

Recently, there are lot attempts to simulate QCD with finite μ on lattice and results are reported in Ref. [15, 16] etc. Here we consider the recent results of Allton *et. al.* [16] for 2-flavor QGP and try to extend our model to finite μ and explain their results. Again using the standard procedure of statistical mechanics, we have,

$$\langle N \rangle = z \frac{\partial}{\partial z} \ln Q_G , \quad (9)$$

which on continuum limit and after some algebra, reduces to

$$\frac{n_q}{T^3} = \frac{12}{\pi^2} \sum_{l=1}^{\infty} (-1)^{l-1} \frac{1}{l^3} \left[\left(\frac{m_q l}{T} \right)^2 K_2 \left(\frac{m_q l}{T} \right) \sinh \left(\frac{m_q l}{T} \right) \right] . \quad (10)$$

Now we modify earlier $m_q^2(T)$ to $m_q^2(T, \mu)$ as

$$m_q^2(T, \mu) = \frac{g^2 T^2}{18} n_f \left(1 + \frac{\mu}{\pi^2 T^2} \right) , \quad (11)$$

inspired by QCD perturbative calculations [17]. In our case $n_f = 2$ and g^2 is related to two-loop order running coupling constant, discussed earlier, but need to be modified to take account of finite μ . Following the work of Schneider [18] and Letessier, Rafelski [19], now we change T/Λ_T in Eq. (6) as

$$\frac{T}{\Lambda_T} \sqrt{1 + a \frac{\mu^2}{T^2}} , \quad (12)$$

where a is a parameter which is equal to $(1.91/2.91)^2$ in the calculation of Schneider for $\mu/T \leq 1$ and $1/\pi^2$ in a phenomenological model of Letessier and Rafelski.

From n_q , we may obtain other thermodynamic quantities like,

$$\Delta P \equiv P(T, \mu) - P(T, 0) = \int_0^\mu n_q d\mu \quad (13)$$

and

$$\chi_q = \left. \frac{\partial n_q}{\partial \mu} \right|_{\mu=0} . \quad (14)$$

5 Results :

It is interesting to see that this simple model very nicely fits lattice data [1, 2, 3] on all three systems, namely, gluon plasma, 2-flavor and 3-flavor QGP in the case of zero chemical potential. In Fig. 1, we plotted $P(T)/T^4$ Vs T for pure gauge, 2-flavor and 3-flavor QGP along with lattice results. Note that, in the case of flavored QGP, since there is $(10\% \pm 5\%)$ uncertainty in P data [3] on taking continuum limit with massless quarks [3], we multiply the lattice data by the factor 1.1 and is plotted. For each system Λ_T are adjusted so that we get a good fit to lattice results. We have fixed P_0 from the lattice data at the critical temperature T_c for each system. Surprisingly good fit is obtained for all systems with Λ_T equal to 173, 119 and 74 MeV for gluon plasma, 2-flavor and 3-flavor QGP respectively. We have taken n_f equal to 0, 2 and 3 respectively for three systems.

Once $P(T)$ is obtained, then other macroscopic quantities may be derivable from $P(T)$ and no other parameters are needed. In Fig. 2, we plotted ε/T^4 Vs T/T_c for all three systems along with lattice results [22] and it fits well without any extra parameters. All the three curves looks similar, but shifts to left as flavor content increases. We have taken T_c equal to 275, 175 and 155 MeV respectively for gluon plasma, 2-flavor and 3-flavor QGP.

In Fig. 3, c_s^2 is plotted for all three systems, again with lattice results for gluon plasma. Reasonably good fit for gluon plasma and our model's out come for the flavored QGP. All the three curves have similar behaviour, i.e, sharp rise near T_c and then flatten to the value close to $1/3$. c_s^2 is larger for larger flavor content. For 2-flavor QGP it is almost coincides with that of gluon plasma.

In Fig. 4, n_q/T^3 is plotted for 2-flavor QGP and compared with recent lattice data without any new parameters. Only the parameter needed is Λ_T which is fixed by the results of QGP with zero μ earlier. For different values of μ/T_c , all curves have similar behaviour and very nicely fits with lattice points for $T \geq 1.2 T_c$. Note that this result is for $a = (1.91/2.91)^2$ [18] in Eq. (12). For the other value, $a = 1/\pi^2$ [19], results are not satisfactory, eventhough both results coincide for $T > 1.5 T_c$.

$\Delta P/T^4$ and χ_q/T^2 are plotted in Fig. 5 and 6 and again fits with the lattice results.

Note that in the case finite μ case also we multiply the lattice data by a factor 1.1 as we did for $\mu = 0$ case.

Very close to $T = T_c$, i.e., $T < 1.2 T_c$, fits or outcome of our model is not good, especially for ε , c_s^2 , n_q etc. Lattice data also has large error bars very close to T_c . However, except for small region at $T = T_c$, our results are very good for all regions of $T > T_c$. For $T < T_c$, anyway our model is not applicable because the system may not be in plasma state.

6 Conclusions :

We revisited the quasi-particle picture of QGP with a new method with less parameters. In this method we derive the energy density, $\varepsilon(T)$, first and *not* $P(T)$ as done earlier, and derive $P(T)$, c_s^2 etc. QGP is assumed to be consists of non-interacting quasi-partons with temperature and chemical potential dependent masses. Interactions between bare partons lead to collective effects in QGP and hence they acquire masses equal to plasma frequencies. The plasma frequency depends on running coupling constant and we used 2-loop order $\alpha_s(T, \mu)$, which is similar to that of lattice simulations, with one parameter related to QCD scale parameter. The thermodynamic properties of QGP depends on this parameter as well as one integration constant in pressure term which we fix to the lattice point at T_c . Both the parameters are different for different systems like gluon plasma, 2-flavor and 3-flavor QGP etc. Using two system dependent parameter, very good fits to lattice results were obtained for energy density, pressure, speed of sound, quark density, quark susceptibility etc. No other effects like temperature dependent bag pressure, confinement effects, effective degrees of freedom etc. were needed to fit the lattice results. In comparison with other models, which generally use more than two system dependent parameters, here, just with two system dependent parameter and using $\alpha_s(T, \mu)$, inspired by lattice simulation of QCD, fits lattice results very nicely. Hence the non-ideal effects seen in lattice simulations of QCD may be related to collective behaviour of QGP. Recently, very good fit to lattice results on EoS of QGP is also obtained [9] by treating QGP as SCQGP and again the nature of EoS is determined by plasma parameter which depends on collective properties of plasma.

Acknowledgement:

I thank the organizer and DAE of India for the financial help to attend the International conference on ICPAQGP at Kolkata, India, which inspired me to present this result.

References

- [1] G. Boyd, J. Engels, F. Karsch, E. Laermann, C. Legeland, M. Lutgemeier and B. Petersson, Phys. Rev. Lett. **75**, 4169 (1995); Nucl. Phys. **B469**, 419 (1996).
- [2] F. Karsch, Nucl. Phys. A, **698**, 199 (2002); E. Laermann and O. Philipsen, Ann. Rev. Nucl. Part. Sci. **53**, 163 (2003).
- [3] F. Karsch, E. Laermann and A. Peikert Phys. Lett, **B478**, 447 (2000).
- [4] Proceedings of 5th International Conference on Physics and AstroPhysics of Quark Gluon Plasma, Kolkata, India (2005), www.vecal.ernet.in/icpaqgp.
- [5] D. H. Rischke, M. I. Gorenstein, A. Schafer, H. Stocker and W. Greiner Phys. Lett. **B278**, 19 (1992); Z. Phys. **C56**, 325 (1992).
- [6] V. M. Bannur, Phys. Lett. **B362**, 7 (1995).
- [7] E. Shuryak, hep-ph/0405066, (2004).
- [8] V. M. Bannur, Eur. Phys. J. **C11**, 169 (1999).
- [9] V. M. Bannur, hep-ph/0504072.
- [10] A. Peshier, B. Kampfer, O. P. Pavlenko and G. Soff, Phys. Lett. **B337**, 235 (1994).
- [11] A. Peshier, B. Kampfer, O. P. Pavlenko and G. Soff, Phys. Rev. **D54**, 2399 (1996).
- [12] P. Levai and U. Heinz, Phys. Rev. **C57**, 1879 (1998).
- [13] R. A. Schneider and W. Weise, Phys. Rev. **C64**, 055201 (2001).
- [14] R. K. Patria, *Statistical Mechanics*, ButterworthHeinemann, Oxford (1997).

- [15] Z. Fodor, S. D. Katz and K. K. Szabo, Phys. Lett. **B568**, 73 (2003).
- [16] C. R. Allton, *et. al.*, Phys. Rev. **D68**, 014507 (2003).
- [17] A. Peshier, B. Kampfer and G. Soff, Phys. Rev. **C61**, 045203 (2000).
- [18] R. A. Schneider, hep-ph/0303104.
- [19] J. Letessier and J. Rafelski, Phys. Rev. **C67**, 031902 (2003).
- [20] M. H. Thoma, hep-ph/9801266.
- [21] J. P. Blaizot and E. Iancu, Phys. Rev. Lett. **72**, 3317 (1994).
- [22] F. Karsch, hep-lat/0106019.

Figure 1: Plots of P/T^4 as a function of T from our model and lattice results (symbols) for pure gauge (lower curve), 2-flavor QGP (middle curve) and 3-flavor QGP (upper curve).

Figure 2: Plots of ε/T^4 as a function of T/T_c from our model and lattice results (symbols) for pure gauge (lower curve), 2-flavor QGP (middle curve) and 3-flavor QGP (upper curve).

Figure 3: Plots of c_s^2 as a function of T/T_c from our model for pure gauge (lower curve), 2-flavor QGP (middle curve) and 3-flavor QGP (upper curve) and also with lattice data for pure gauge.

Figure 4: Plots of n_q/T^3 as a function of T/T_c from our model of 2-flavor QGP and also with lattice data (symbols)[16].

Figure 5: Plots of $\Delta P/T^4$ as a function of T/T_c from our model of 2-flavor QGP and also with lattice data (symbols).

Figure 6: Plots of χ_q/T^2 as a function of T/T_c from our model of 2-flavor QGP and also with lattice data (symbols).

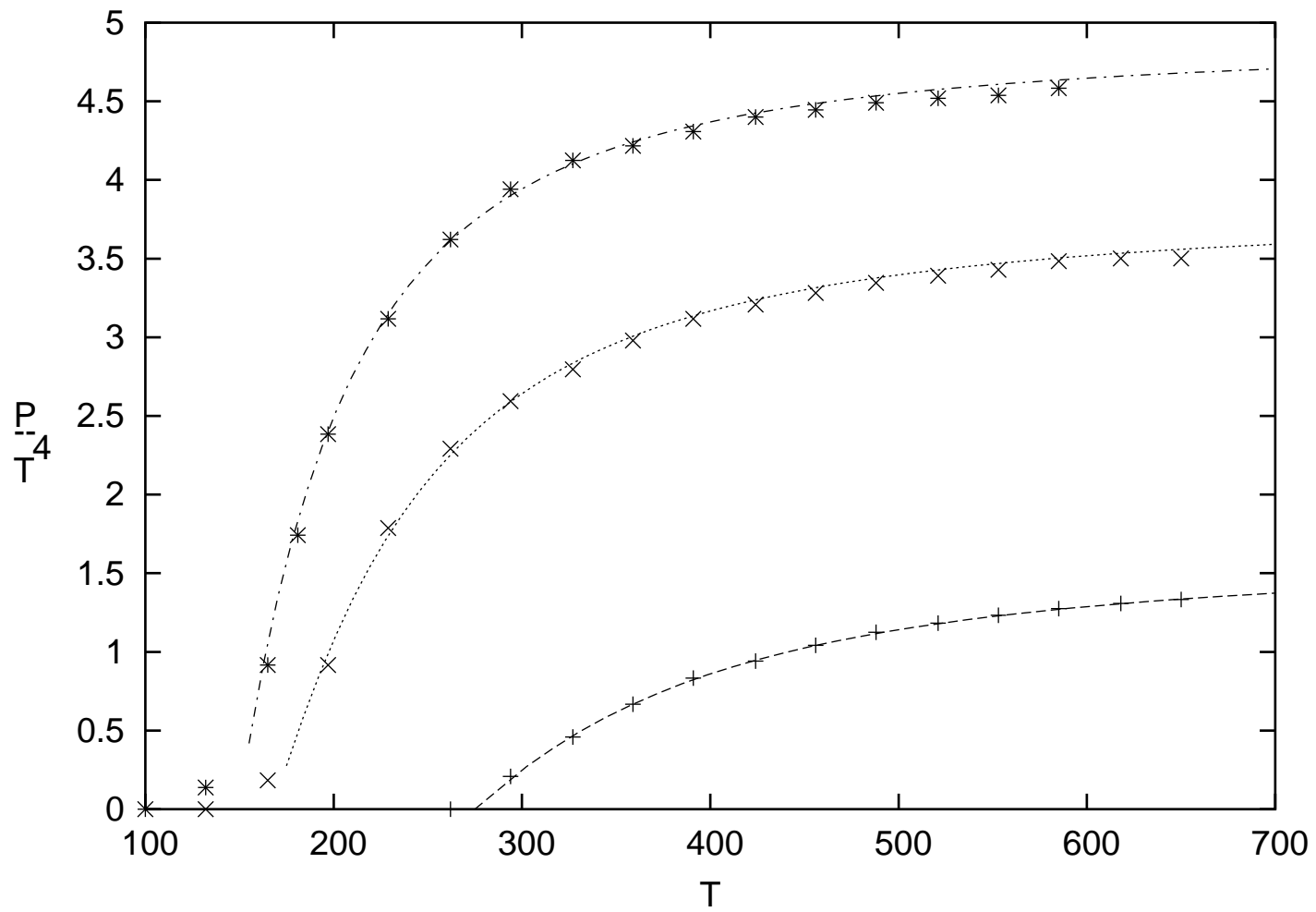


Fig. 1

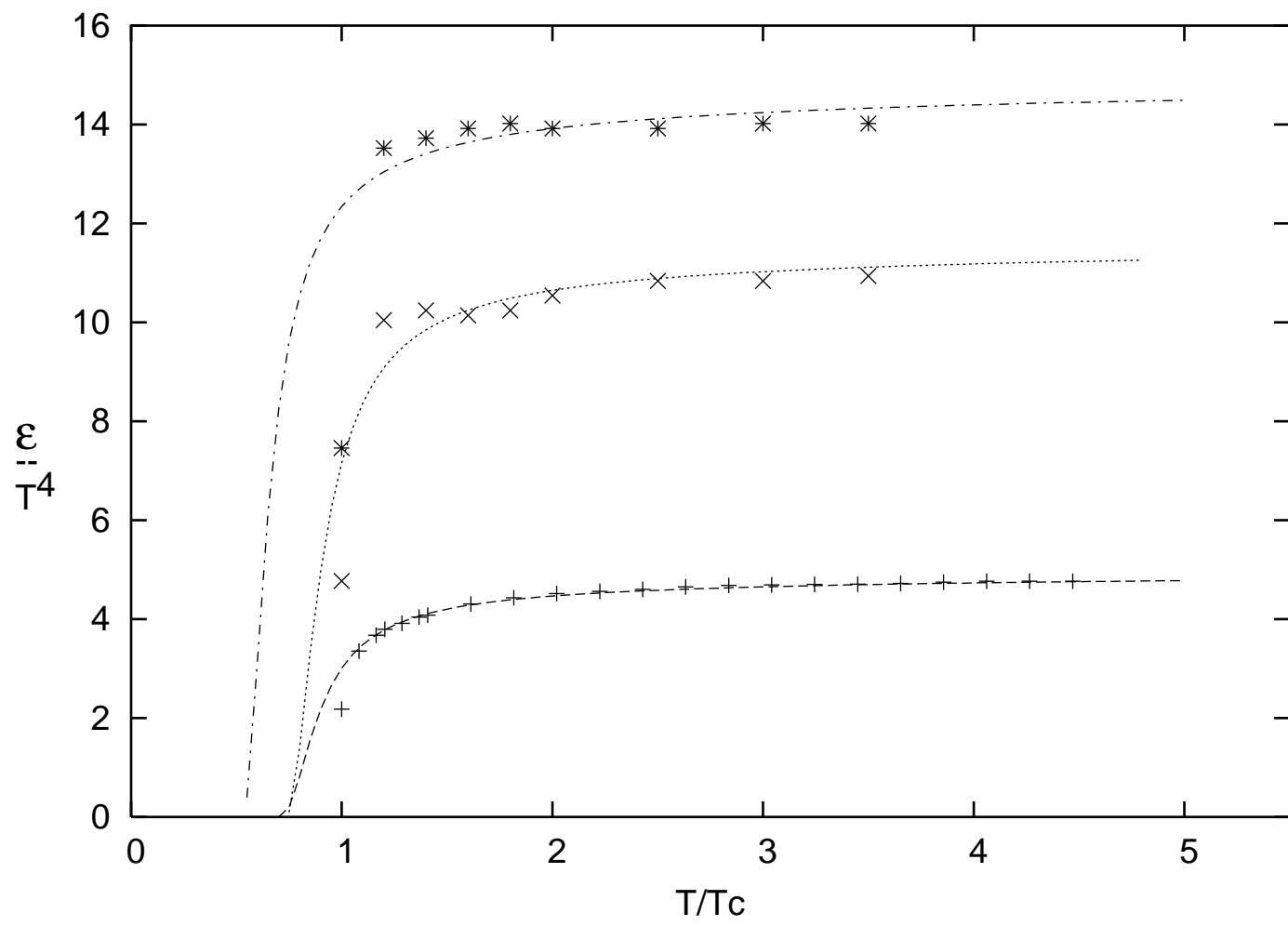


Fig. 2

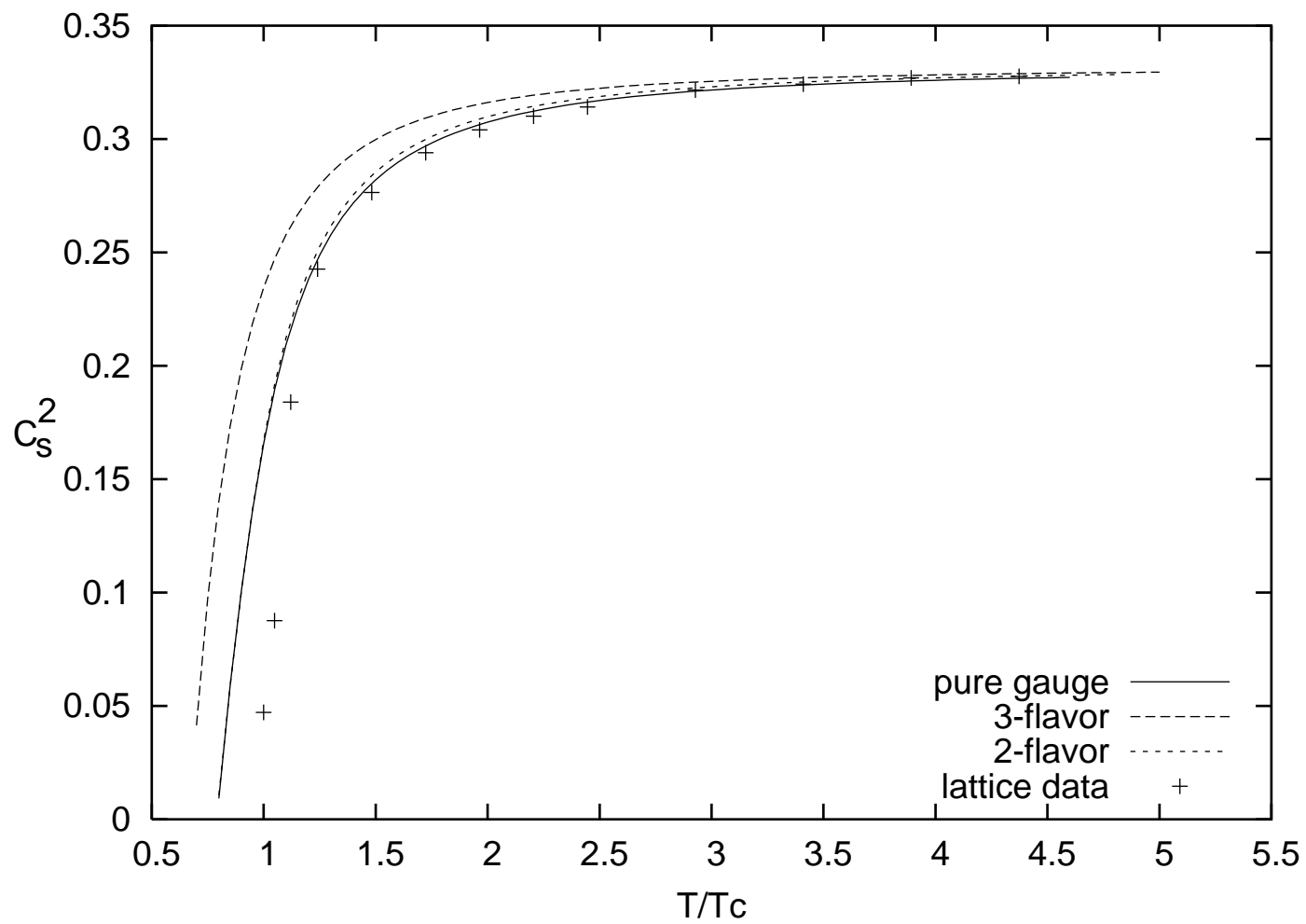


Fig. 3

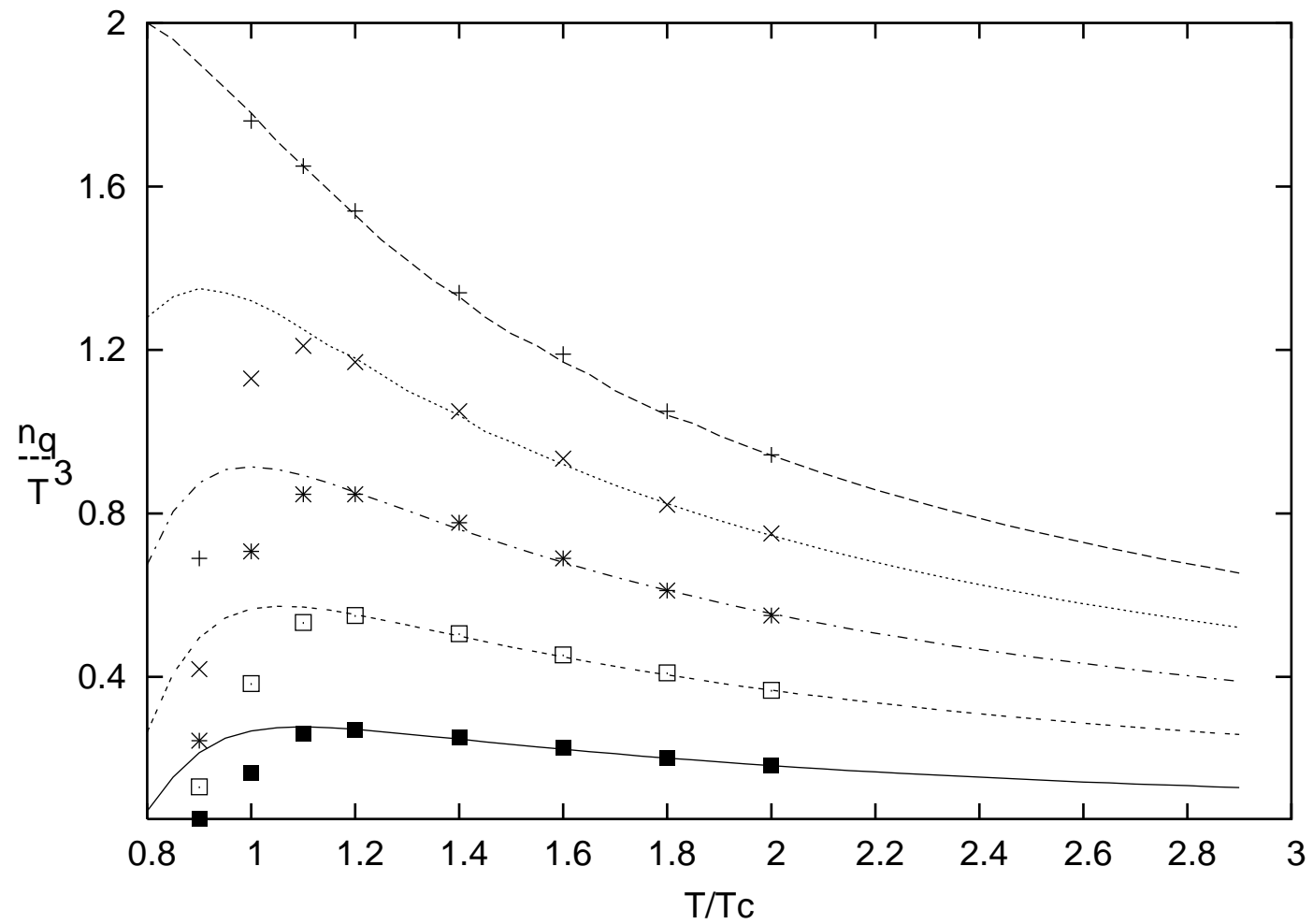


Fig. 4

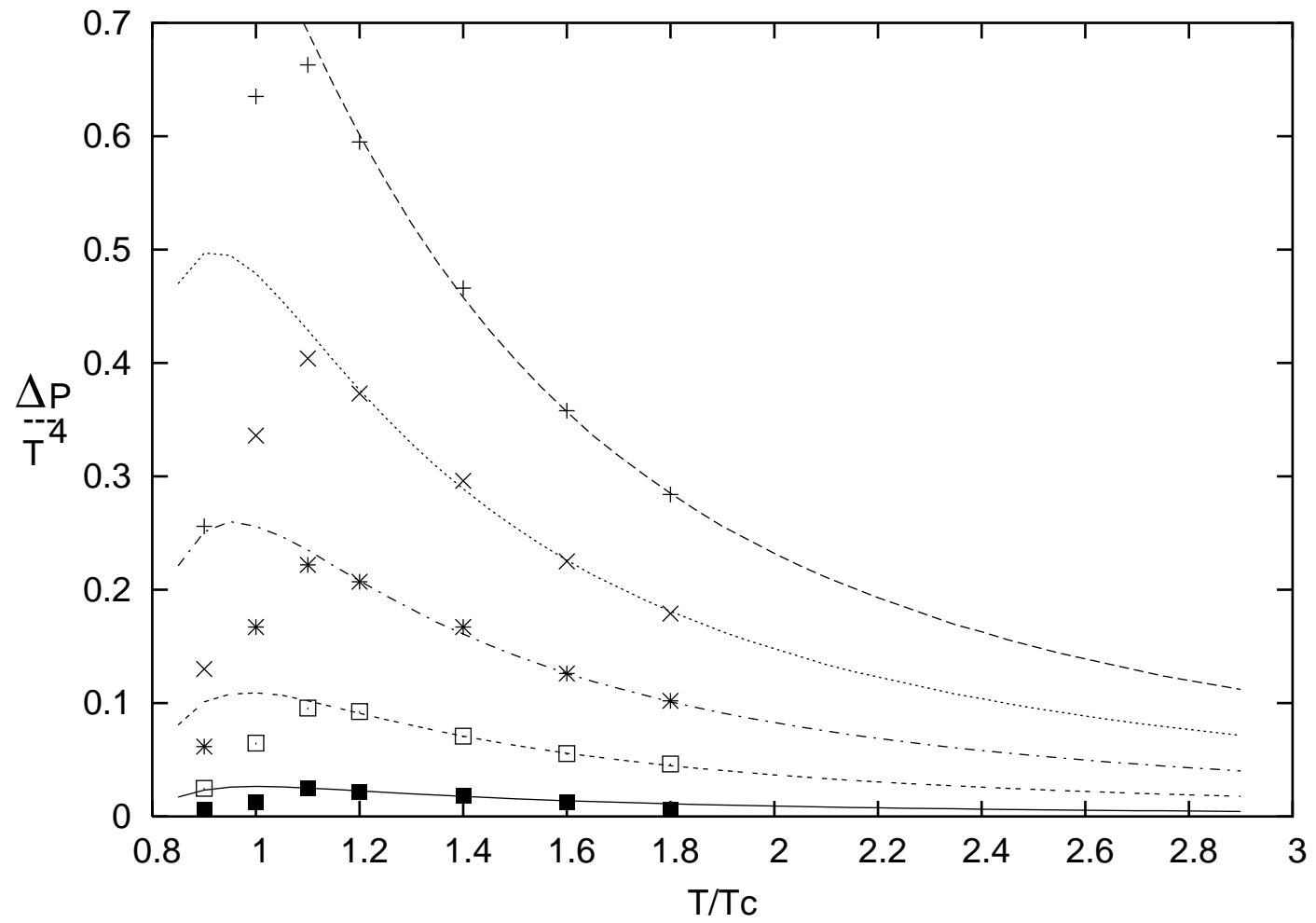


Fig. 5

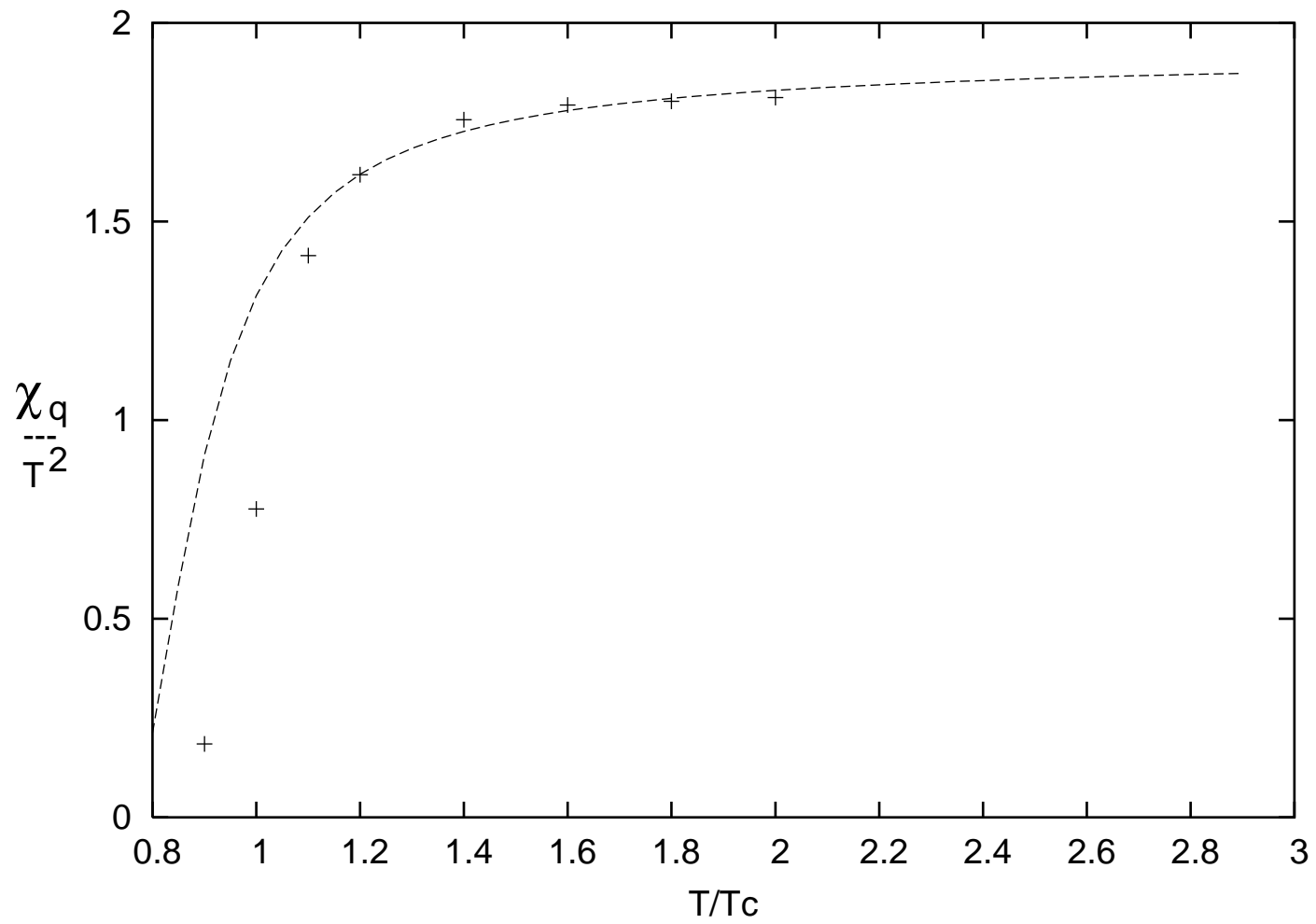


Fig. 6