

Suppressing Super-Horizon Curvature Perturbations

Martin S. Sloth

University of California, Davis
Department of Physics
CA 95616, USA

Abstract

We consider the possibility of suppressing superhorizon curvature perturbations after the end of the ordinary slow-roll inflationary stage. This is the opposite of the curvaton limit. We assume that large curvature perturbations are created by the inflation and investigate to which extent they can be diluted or suppressed by a second very homogeneous field which starts to dominate the energy density of the universe shortly after the end of inflation. The suppression is non-trivial to achieve, but we demonstrate two examples where it works. The mechanism is shown to work if the decay rate of the second field has a certain time-dependence leading to an intrinsic non-adiabatic energy transfer or if the second field is an axion field with a very non-linear periodic potential leading to a non-vanishing intrinsic non-adiabatic pressure perturbation. This opens the possibility of having much larger inflation perturbations created during inflation than normally allowed by the COBE bound. It relaxes the upper bound on the energy scale of inflation models with a small first slow-roll parameter. In particular it can be important for brane inflationary models where the string scale can now be up to two orders of magnitude larger than usually expected and near the GUT scale.

e-mail: sloth@physics.ucdavis.edu

1 Introduction

The inflationary scenario is now the by far most well established scenario for generating the observed microwave background radiation (CMB) anisotropies and in addition it explains the flatness and isotropy of the universe [1].

The curvaton mechanism was invented to show how scenarios otherwise ruled out by observations could in fact still be viable inflationary candidates [2, 3, 4]. Here we pursue a similar philosophy but in the opposite direction. The constraint from the power of tensor modes generated during inflation is one of the most basic and rigid constraints on inflation as it connects the inflationary energy scale to or below the Grand Unified Theory (GUT) scale. Also to match the observed level of adiabatic scalar metric perturbations at the level of 10^{-5} , we have to face some great re-tuning problems. Here we want to address the circumstances under which the second of these constraints can be softened. We will suggest that the inflationary energy scale can be much higher than previously thought for models where the first slow-roll parameter is very small. This is especially good news for inflationary scenarios derived from string theory, such as brane inflation, as it avoids the need of tuning the string scale to very low values below the GUT scale. In addition we find that it is important to understand how strong our experimental constraints on the inflationary dynamics are and how sensitive they are to the assumptions we make. One measure is to check how unnatural conditions we need to get around them.

The philosophy driving us is very simple. We consider a very homogeneous fluid, subdominant during inflation, which comes to dominate the energy density of the universe only a few e-foldings after the end of inflation. As we are in this way pumping the universe with a homogeneous fluid we expect the wrinkles in the original radiation fluid left over by the decay of the inflaton to be suppressed relatively to the total energy density of the universe. This is the exact opposite limit of the curvaton, where the radiation fluid was initially thought to be very homogeneous and wrinkles in the overall density was created by the less homogeneous curvaton fluid which subsequently came to dominate the energy density. However, as we will see there is a significant complication in this new limit as compared to the curvaton limit. While in the curvaton scenario one could consistently ignore the effect of the gravitational potential as it initially vanishes, in the new scenario the gravitational potential is non-zero and can not be ignored. In fact it sources gravitationally inhomogeneities from the inhomogeneous radiation fluid to the second more homogeneous fluid which will in general not stay homogeneous for very long after the end of inflation. This is the reason why in the case where the potential of the second field is a simple mass term and its decay rate has trivial time-dependence, the effect is less than order one.

After this simple observation we will consider two cases where the superhorizon scalar curvature suppression can be large. First, we will consider the case of a time dependent decay rate. We show that if the decay rate is decreasing while the second field decays the superhorizon curvature perturbation can be suppressed. We give a specific detailed analytic example, but will also discuss more general cases. Second, we suggest that an axion with a very non-linear potential might also do the job and lead to a suppression of the initial spectrum by one or two orders of magnitude. In the case of a periodic axion potential, for large field perturbations the density perturbations are exponentially suppressed and stay small during

the slow-roll phase of the axion. Due to the non-linear periodic nature of the potential, the field perturbations and the background will not follow same evolution and a non-vanishing intrinsic non-adiabatic pressure perturbation for axion fluid will be responsible for the change in the superhorizon curvature perturbation.

This allows the amplitude of density perturbations created by the inflation during inflation to be one or two orders of magnitude larger than allowed by the standard constraints from the COBE normalization. This is especially interesting in the brane inflation scenario where severe retuning is required to obtain a small enough amplitude of density perturbations. We show towards the end how our setup can ameliorate this problem.

While we are interested in a large suppression in order to change the constraints on the inflationary potential, even small suppression might turn out to be important experimentally in certain variations of hybrid inflation if the scalar-tensor consistency relation can be measured with some precision.

In the next section we will review why it is difficult to obtain a significant suppression of superhorizon curvature perturbations with a massive scalar field in the sudden decay approximation. In section 3 we discuss how to improve the effect with a decaying decay rate. In section 4 we show how the periodic features of the axion potential might also lead to a large suppression of superhorizon curvature perturbations. Then in section 5, we will discuss bounds from black hole and particle production and in section 6 we will discuss some possible applications of the mechanism to brane inflation. Finally, in the last section we will summarize and conclude.

2 Suppressing super horizon scalar perturbations

Let us consider how large adiabatic density fluctuations created by the inflation can be suppressed during a post inflationary era. We will assume that the inflation or its decay product dominates just after the end of inflation and as the inflation decays into radiation the curvature fluctuations generated during inflation will be inherited by the radiation fluid. Consider for example a light axion field (ϕ) frozen during inflation. As shown in the section 4, due to its periodic potential it contributes with no or vanishing density fluctuations. In the post inflationary era it oscillates in its potential and decays into radiation while it slowly starts to dominate over the inflation or the inflation decay products. In this way it will dilute the curvature perturbations generated by the inflation.

One might at first think of it naively in the following way. Normally in the simple single field case where the inflation decays into radiation^y

$$\frac{\dot{\phi}}{\phi} = \frac{\dot{r}}{r} \quad , \quad \text{const} : \quad (1)$$

In the case of the axion eq.(1) is still valid at the end of inflation if $\dot{\phi} = \dot{a} \neq 0$ and $\dot{\phi} \ll \dot{r}$. Here r denotes radiation and a denotes the axion. Later when the axion oscillates in its

^yWhile this paper was in preparation, a pre-print by Bartolo, Kolb and Riotto presenting a similar argument appeared [5]. They did not consider the gravitational sourcing of inhomogeneities from the more inhomogeneous fluid to the more homogeneous one and as we show below this poses a problem for the mechanism. We will also discuss ways around that problem in the present paper.

potential and behave like matter we find $\rho_a = \rho_m \gg \rho_r$, while ρ_a can still be neglected. At this point

$$\frac{\rho_r}{\rho_m} = \frac{r}{m} = \frac{r}{m} \frac{r}{r} : \quad (2)$$

Thus the density perturbations is suppressed by the value of $\rho_r = \rho_m$ as the axion decays into radiation. We are pumping homogeneous matter into the system, diluting away the original density perturbations.

One can also note that the change in the superhorizon curvature perturbation ζ is proportional to the entropy perturbation $S_{ra} = 3(\rho_r - \rho_a)$. So while in the curvaton limit the curvature perturbation in the radiation is subdominant $\rho_r \ll \rho_a$ in opposite limit we have $\rho_r \gg \rho_a$ and thus ζ has the opposite sign and decreases instead of increasing.

Even if this picture captures some of the right physics it is not fully correct since it ignores the gravitational coupling between the two fluids which will source density perturbations from the more inhomogeneous fluid to the more homogeneous one. To account for this in detail we need to consider a fully consistent treatment of the density perturbations and calculate the gauge invariant adiabatic scalar curvature perturbations.

As we mentioned in the introduction, the scenario we consider here is analogous to the by now familiar curvaton scenario. The inflationary era is ended by the decay of the inflaton into radiation and the ϕ -field, a massive scalar field subdominant and frozen during inflation, subsequently starts to oscillate in its potential. At this point it behaves like non-relativistic dust and it soon starts to dominate the energy density of the universe. As the ϕ -field later decays into radiation the entropy perturbations in the ϕ -field fluid vanishes and its eventual density perturbations have been converted into adiabatic curvature perturbations in the radiation fluid.

In the most simple case, the potential of the initially light ϕ -field can be assumed to be just the quadratic one, such that the Lagrangian simply becomes

$$\mathcal{L} = \frac{1}{2}\dot{\phi}^2 - \frac{1}{2}(\nabla\phi)^2 - \frac{1}{2}m^2\phi^2 : \quad (3)$$

and the background equation of motion yields

$$3H\dot{\phi} + m^2\phi = 0 ; \quad (4)$$

where the Hubble parameter H is determined by the Friedmann equation

$$H^2 = \frac{1}{3}\rho_r + \frac{1}{2}\dot{\phi}^2 + \frac{1}{2}m^2\phi^2 \quad (5)$$

and the continuity equation for the radiation fluid energy density ρ_r

$$\dot{\rho}_r + 4H\rho_r = 0 : \quad (6)$$

Now let us consider the equations governing the perturbations in the longitudinal gauge where the perturbed metric is

$$ds^2 = -(1 + 2\zeta)dt^2 + a^2(t)(1 - 2\zeta)\delta_{ij}dx^i dx^j ; \quad (7)$$

and we can take $\delta = 0$ in the absence of anisotropic stress. On superhorizon scales we can neglect $k=a$ terms and one finds by completely standard arguments the following system of equations for the perturbations [6]

$$3H(\dot{\delta} + \delta) = \frac{1}{2}(\delta'' + m^2 \delta + \delta_{rr}) ; \quad (8)$$

$$\delta'' + 4\delta = 0 ; \quad (9)$$

$$+ 3H\delta + m^2 \delta = 4\delta - 2m^2 \delta ; \quad (10)$$

where $\delta_r = \delta_{rr}$ and δ_{rr} are the perturbations in the radiation energy density and of the r -eld respectively. It is convenient to note also that the energy density perturbation and the pressure perturbation δp in the r -eld are

$$\delta = \delta'' + m^2 \delta - \frac{2}{3} ; \quad (11)$$

$$\delta p = \delta'' - m^2 \delta - \frac{2}{3} ; \quad (12)$$

We are interested in the evolution of the curvature perturbation after the end of inflation when the universe is initially dominated by a radiation fluid such that $H = 1/(2t)$. There is a number of papers in the literature dealing specifically with mixed curvaton and inflation perturbations, some of those are [2, 3, 4, 7, 8, 9, 10, 11, 12, 13, 14, 15]. We find it useful to review the results of [13] below as we will compare to the results obtained there in order to fully illustrate the difficulty of the superhorizon suppression of curvature perturbations. In [13], the solution for the background r -eld in the radiation dominated regime was written in the form

$$\delta = A \frac{J_{1/4}(mt)}{(mt)^{1/4}} ; \quad A = \frac{1}{2^{1/4} (3/4)} ; \quad (13)$$

and the solution to the perturbation equation was given by

$$\delta' = \frac{A}{(mt)^{1/4}} \left(\frac{1}{2} J_{1/4}(mt) + mt J_{3/4}(mt) \right) \\ = \frac{A}{(mt)^{1/4}} + t_{-} ;$$

Above, the initial conditions for the perturbation at the beginning of the first radiation dominated era have been defined by $\delta = 0$, $\delta' = 0$, $\delta = 0$, $\delta' = 0$ and from the perturbation equations follows that initially we also have $\delta_r' = 2$.

It then follows that

$$\delta'' = 2\delta - \frac{3}{2} ; \quad (14)$$

from which we can calculate the change in the superhorizon curvature perturbation.

The change of the superhorizon curvature perturbation is given by the non-adiabatic pressure perturbation

$$\delta = \frac{H}{\dot{\rho} + \dot{p}} P_{nad} \quad (15)$$

where the non-adiabatic pressure perturbation between two fluids denoted by subscript 1 and 2 is

$$P_{\text{nad}} = \frac{(c_1^2 - c_2^2)(1 + c_1^2)(1 + c_2^2)}{(1 + c_1^2) + (1 + c_2^2)} S_{12} \quad (16)$$

and the entropy perturbation S_{12} between the two fluids is

$$S_{12} = 3 \left(\frac{1}{c_1^2} - \frac{1}{c_2^2} \right) : \quad (17)$$

The super horizon curvature perturbation on uniform density hypersurfaces in some given species i is defined as

$$\chi_i = H \frac{\dot{\rho}_i}{\rho_i} = -\frac{1}{3(1 + w_i)} \left(\frac{\dot{\rho}_i}{\rho_i} + \frac{\dot{p}_i}{p_i} \right) ; \quad (18)$$

while its sound speed c_i and equation of state parameter w_i are defined as

$$c_i^2 = \frac{p_i}{\rho_i} ; \quad p_i = w_i \rho_i : \quad (19)$$

Thus we have, using eq. (14)

$$S_r = -2 \frac{\chi_r}{c_r^2} : \quad (20)$$

This is the result already explored in [13] and elsewhere in the curvaton literature. It is especially interesting to note that in this case S_r always has the same sign irrespective of the initial condition for the magnitude of χ_r . This is because that even if we take $\chi_r = 0$ the curvature perturbations in the χ -field will be sourced by the gravitational potential and grow similar to the radiation density perturbations. Thus, unlike what one might naively expect, one cannot obtain any suppression from a second massive field even in the limit where its fluctuations are suppressed during the ordinary slow-roll inflationary phase $\epsilon = 0$.

One can see this in more details by evaluating explicitly the final total superhorizon curvature perturbation χ . During an era of $w_{\text{total}} = \text{const}$ one has

$$\chi = \frac{5 + 3w}{3(1 + w)} \chi_r ; \quad (21)$$

where χ_r is conserved on superhorizon scales for adiabatic perturbations and vanishing intrinsic non-adiabatic pressure perturbations. Thus as soon as the radiation fluid and its perturbations are completely washed away and subdominant we expect $\chi = \text{const}$.

To estimate the final curvature χ_f one can again compare to the usual curvaton case. The curvaton is taken to be a non-relativistic dust-like fluid with density contrast δ_m . It is assumed to be decoupled from the radiation and thus the curvature perturbations δ_m and δ_r are separately conserved. The total curvature perturbation between two fluids is given by

$$\chi = \frac{(1 + c_1^2) \delta_{m1} + (1 + c_2^2) \delta_{r2}}{(1 + c_1^2) + (1 + c_2^2)} ; \quad (22)$$

so in the ordinary curvaton scenario where the cosmic fluid consists of radiation and matter, the total curvature perturbation becomes [16]

$$\chi = \frac{3 \delta_m + 4 \delta_r}{3 + 4} : \quad (23)$$

In the curvaton scenario one assumes no initial curvature perturbation $\delta\phi = 0$ and the assumed decoupling of the two fields is a good approximation. Even the gravitational interaction between the two fields can be ignored since the gravitational potential vanishes. The assumption $\delta\phi = 0$ implies $\delta\rho = 0$ and vice versa, so

$$\delta\phi = \delta\rho = \frac{1}{3} \delta\rho \quad (24)$$

in this case. Using further the relation in eq.(21) with $w = 0$ one finds

$$\delta\phi = \frac{3}{5} \delta\rho = \frac{1}{5} \delta\rho \quad (25)$$

In the more general case of mixed curvaton and inflation fluctuations one can also follow standard arguments and write $\delta\rho = \delta\rho_{\text{curv}} + \frac{1}{4} \delta\rho_{\text{inf}} = \frac{3}{2} \delta\rho_{\text{curv}}$ which yields [13]

$$\delta\phi = \frac{9}{10} \delta\rho_{\text{curv}} + \frac{1}{5} \delta\rho_{\text{inf}} \quad (26)$$

Finally, from eq. (20) one obtains [13]

$$\delta\phi = \frac{9}{10} \delta\rho_{\text{curv}} + \frac{2}{5} \delta\rho_{\text{inf}} \quad (27)$$

and no suppression can take place compared to the single field case where the dynamics can be fully described by the inflation and its decay products alone.

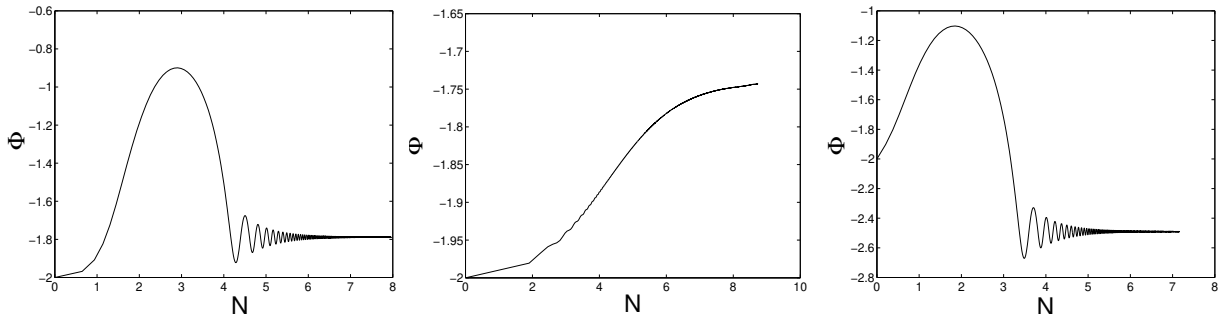


Figure 1: Numerical solutions which shows the gravitational potential Φ as a function of e-foldings after the end of inflation N for three types of initial conditions. Leftmost panel: $\delta\phi = 2$, $\delta\rho = 3$ and $\delta\phi = 0$. In this case the $\delta\phi$ -field dominates before it starts oscillating. The final value of Φ agrees with eq. (27). Middle panel: $\delta\phi = 2$, $\delta\rho = 0.3$ and $\delta\phi = 0$. In this case the $\delta\rho$ -field does not dominate before it starts oscillating. The final value of Φ also agrees with eq. (27). Rightmost panel: $\delta\phi = 2$, $\delta\rho = 3$ and $\delta\phi = 1$. This panel is identical to fig. 3 of [13].

3 D ecaying D ecay R ate

Now let us consider the example reviewed in details in the previous section, but now with the decay rate of the second eld included. The new background equation for the ϕ -eld then yields

$$\ddot{\phi} + (3H + \gamma)\dot{\phi} + m^2\phi = 0; \quad (28)$$

while the radiation energy density satisfy

$$\dot{\rho}_r + 4H\rho_r = Q; \quad (29)$$

where we defined $Q = -(\dot{\phi} + p_\phi)$.

The equations of the perturbations becomes

$$3H(\dot{\delta\phi} + \dot{\phi}\delta) = \frac{1}{2}(\ddot{\phi} + m^2\phi - \ddot{\phi}_r + \dot{\phi}_r\dot{\phi}_r); \quad (30)$$

$$\ddot{\delta\phi} + 4H\dot{\delta\phi} = \frac{Q}{\rho_r}\rho_r + Q + Q; \quad (31)$$

$$+ (3H + \gamma)\dot{\phi} + m^2\phi = 4\ddot{\phi} - (2m^2 + \gamma)\dot{\phi}; \quad (32)$$

and $Q = -(\dot{\phi} + p_\phi)$ (with the assumption $\dot{\phi} = 0$).

As shown in the previous section it is difficult to suppress $\delta\phi$ as it is sourced gravitationally through ρ_r . Below we will see how we can obtain $\delta\phi < 0$ once the ϕ -eld dominates through a time-dependent decay rate. It can be shown that [17, 18]

$$\delta\phi = 3\frac{H^2}{\rho_r}P_{intr;}\frac{H}{\rho_r}Q_{nad;}; \quad (33)$$

Here $P_{intr;} = p_\phi c^2$ and

$$Q_{nad;} = Q_{intr;} + Q_{rel;}; \quad (34)$$

The relative energy transfer $Q_{rel;}$ is defined as

$$Q_{rel;} = \frac{\ddot{\phi}}{2\rho_r} - \frac{\ddot{\phi}_r}{\rho_r}Q; \quad (35)$$

so when the ϕ -eld dominates we can assume $P_{intr;} = Q_{rel;} = 0$.

On the other hand the intrinsic energy transfer is defined as

$$Q_{intr;} = Q + \frac{Q}{\rho_r}; \quad (36)$$

This vanishes when the energy transfer Q is only a function of ϕ so that $Q = Q(\phi) = \dot{\phi}$. However, if $\phi = \phi(t)$ we expect $\dot{\phi} \neq 0$ and as we shall see below, with the right time dependence for $\phi(t)$, we can obtain $\delta\phi < 0$ which will imply also $\delta\rho_r < 0$ since the ϕ -eld dominates and $\dot{\phi} < 0$.

We are interested in the regime where the second field already dominates and decays into radiation. We will assume that

$$t \gg m \gg 3H ; \quad (37)$$

such that the field equation can be approximated

$$\ddot{\phi} + m^2 \phi = 0 ; \quad (38)$$

and the field perturbation equation can be approximated by

$$\ddot{\delta\phi} - \dot{\phi} \dot{\delta\phi} + m^2 \delta\phi = (2m^2 + \ddot{\phi}) \delta\phi ; \quad (39)$$

In general it is difficult to find analytic solutions to the above set of equations, so we make the following simplifying assumption

$$\dot{\phi}(t) = \frac{A}{t+B} , \quad \frac{A}{t} \quad \text{for } t \gg B ; \quad (40)$$

With these approximations the solution for the background field becomes

$$\phi(t) = C_1 t^{1=2A+1=2} J_{1=2A-1=2}(m t) ; \quad (41)$$

One can then show that

$$\ddot{\phi} = \frac{m^2}{A+3} t ; \quad (42)$$

so the field perturbation equation simplifies to

$$\ddot{\delta\phi} - \dot{\phi} \dot{\delta\phi} + m^2 \delta\phi = 2m^2 \delta\phi - \frac{1}{2} \frac{A}{A+3} \delta\phi ; \quad (43)$$

With $A \gg 1$ we then find

$$\delta\phi = \frac{1}{2} \ddot{\phi} t + \frac{1}{2} \dot{\phi} t ; \quad (44)$$

which implies

$$\delta\phi = \frac{1}{2} (A+3) \ddot{\phi} t^2 ; \quad (45)$$

Within the approximations above, we can now calculate the curvature perturbation in the -uid

$$S_r = H \frac{\delta\phi}{\phi} + \frac{H}{2} \frac{\ddot{\phi}}{\phi} t^2 ; \quad (46)$$

where we used $t \gg 3H$. From eq.(42) we have

$$\ddot{\phi} / \exp \left(\frac{1}{2} \frac{m^2}{2A+3} t^2 \right) ; \quad (47)$$

and using $H^2 = 3 - 3 = 2m^2 t^2$, it is clear that $H \neq 0$ for $t^2 \gg m^2 = (A+3)$ and thus $S_r \neq 0$ which implies

$$S_r \neq \frac{3}{4} \ddot{\phi} t^2 = \frac{3}{2} \ddot{\phi} t^2 > 0 ; \quad (48)$$

as long as the -uid is still dominating over radiation. We note that S_r in this case has the opposite sign compared to what was found in eq.(20) and we expect it to decrease until the -field is fully decayed and the universe is governed by radiation only. A numerical demonstration of the effect is shown in fig.(2), where the explicit numerical solution indicates that one obtains a significant suppression of the superhorizon curvature perturbations.

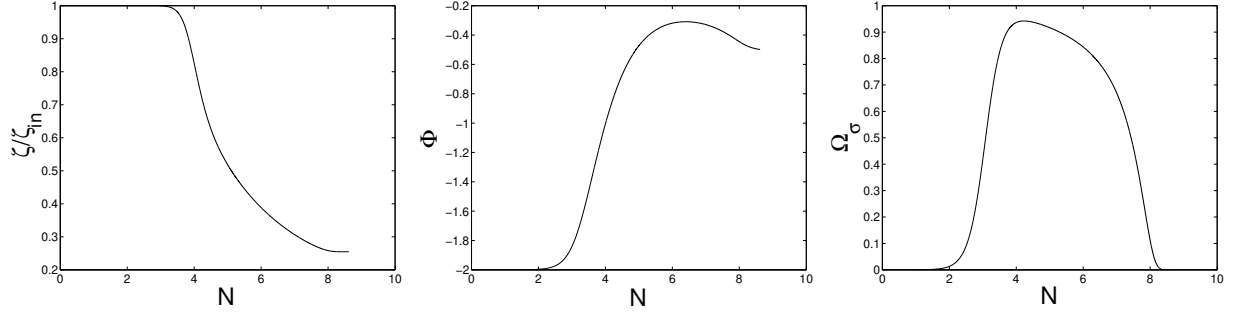


Figure 2: Numerical solutions which show the change in the total curvature perturbation ζ/ζ_{in} , the gravitational potential Φ and the relative energy density of the b -fluid as a function of e-foldings after the end of inflation N . The initial conditions are $\zeta = 1000/(t+10)$, $m = 0.1$, $\alpha_b = 2$, $\beta = 0.3$ and $\gamma = 0$ all in Planck units. There is a suppression of the superhorizon curvature perturbation of one order of magnitude in this case.

4 Axion Field Perturbations

In this section we want to explore a different approach to the suppression of superhorizon curvature perturbations. In section 2 many of our conclusions was based on treating the curvature perturbations ζ and ζ_r as separately conserved. On the other hand when $\zeta \neq 0$ and $\zeta_r \neq 0$ we have seen that the gravitational interactions are sourcing perturbations from the radiation fluid to the b -fluid and in section 3 we saw that the conservation of ζ broke down in the presence of a decaying decay rate. We might ask in which other cases the conservation of the curvature perturbations in the individual fluids breaks down and possibly mimics the effects found in the previous section.

Neglecting again the decay rates, the change in the curvature perturbation ζ in the b -fluid is given by its intrinsic non-adiabatic pressure perturbation

$$\dot{\zeta} = \frac{H}{p + \rho} P_{\text{intr}} ; \quad (49)$$

where

$$P_{\text{intr}} = P - c^2 \rho : \quad (50)$$

In the ordinary curvaton limit, it is well known that ζ behaves like ζ_r and P_{intr} vanishes [8]. It can be seen from eq.(14) that this holds even in the case where $\gamma = 0$ because of the gravitational sourcing. If we want $\dot{\zeta} \neq 0$ in the relevant regimes, we need that the perturbations evolve differently than the background. This will certainly be true if the b -field has a very non-linear periodic potential, as we will see below.

The lagrangian of the axion (b) field is given by

$$\mathcal{L} = \frac{1}{2} \dot{b}^2 - \frac{1}{2} (x - y)^2 - V(b) : \quad (51)$$

We assume for simplicity that the potential is zero during the first ordinary slow-roll inflationary era, but a non vanishing potential is generated non-perturbatively at the beginning

of the first radiation dominated era². During the initial era of slow-roll expansion the Hubble parameter $H = \dot{a}/a$ can be treated as constant and we denote it H_i . We then assume that the curvature perturbations generated during inflation are too large compared to observations. This will happen if $H \gtrsim 10^{15} \text{P}^{-1} m_{\text{P}}$ where $\epsilon = H^{-2} \dot{H}^2 \ll 1$ is the first slow-roll parameter and m_{P} is the reduced Planck mass. The bound from gravitational waves still requires $H \lesssim 10^{15} m_{\text{P}}$, so there is only small room for improvement unless ϵ is really tiny. In section 5 we will discuss examples of this type.

The ϕ -field will not affect the background evolution during inflation since we assumed $V(\phi_i) < V(\phi_f)$ where $V(\phi_i)$ is the potential energy of the ϕ -field during inflation and $V(\phi_f)$ is the inflationary energy density. Since the observed flat spectrum of energy density perturbations is not affected by the ϕ -field fluctuations in the present scenario we do not need any strong constraints on $\partial^2 V(\phi)$.

We will then assume that the ϕ -field is an axionic field for which the following potential is generated soon after the end of inflation

$$V(\phi) = \frac{1}{2} V_0 \left(1 - \cos \frac{\phi}{f} \right) : \quad (52)$$

One might worry that a periodic potential will lead to formation of topological defects. But if the potential has only one degenerate minimum (if the anomaly factor is one), the defects will decay and do not pose a cosmological problem.

During the first ordinary slow-roll inflationary stage, the potential of the ϕ -field and its derivatives are insignificant, so the ϕ -field fluctuation of the ϕ -field generated during inflation is simply

$$\delta\phi^2 = \frac{H_i^2}{4\epsilon^2} \ln \frac{aH_i}{k} : \quad (53)$$

The linear approximation $V(\phi) \approx V(\phi_i) + (dV/d\phi)(\phi - \phi_i)$ is only valid if the ϕ -field and its dispersion is smaller than f . As mentioned above we are interested in the non-linear limit. To understand the evolution of the density perturbations in this limit we can adopt the strategy originally proposed by Kofman and Linde [20, 21, 22]. At any given scale $l = 1/k$ the ϕ -field will consist of a large scale component that behaves as a homogeneous classical field $\phi_c(k)$ and a shortwave part corresponding to momenta $k \gg 1/l$

$$\phi = \phi_c(k) + \delta\phi : \quad (54)$$

The effective classical field at the scale $l=1$ is the sum of the background ϕ_c and its variance $\delta\phi_k$

$$\phi_c(k) = \phi_c + \delta\phi_k^2 : \quad (55)$$

For $\delta\phi_k \gg \phi_c$ this implies

$$\phi_c(k)^2 \approx \delta\phi_k^2 = \frac{H_i^2}{4\epsilon^2} \ln \frac{k}{k_{\text{min}}} : \quad (56)$$

²This assumption is valid for instance for string theory axions of the type discussed in [24].

It was shown in [20, 21, 22], that the periodic nature of the axion field potential will then efficiently power-law suppress the axion density perturbations when $\phi_0 < \phi_H$

$$\delta \rho \sim -\frac{H}{2} \cos(\phi_c(k) - \phi_0) \frac{k}{aH} \frac{H^2}{8\pi^2 \phi_0^2} : \quad (57)$$

while for a non-flat spectrum for $\phi_0 > \phi_H$ the suppression will be even exponential [2, 19]

$$\delta \rho \sim -\frac{1}{2} \exp\left[-\frac{1}{2} \int_{k_c}^k dk \ln k \frac{H^2}{8\pi^2 \phi_0^2}\right] \quad (58)$$

Above we used the approximations $\phi_0 \ll \phi_H$ and $V(\phi) \approx V(\phi_0)$.

It follows that at the beginning of the first radiation dominated epoch we can quite naturally have

$$\delta \rho \approx 0 ; \quad (59)$$

due to the suppression from the periodic potential.

We expect that the non-linear effect in the potential suppressing the fluctuations persist at least until the background field starts to oscillate around one of the minima of the potential. If this happens after it already dominates the energy density, the approximation $\delta \rho \approx 0$ remains valid until the field fully dominates the energy density of the universe and we might expect the original naive estimate in eq.(2) to be a good approximation in this regime. Thus the density perturbations might be very suppressed on superhorizon scales as the axion generates a secondary short slow-roll inflationary regime and subsequently oscillates around one of the minima of its potential. We would have to ascribe the change in the curvature perturbation to a large intrinsic non-adiabatic pressure perturbation arising from the very non-linear behavior of the perturbations in this regime.

However towards the end of the slow-roll of the field we can not necessarily ignore the source term $\delta \rho$ that will feed the density perturbations $\delta \rho$. We have done a numerical check where we have approximated density perturbations to this source term and solved numerically the equations (4,5,6) and (8,9) with the extra constraint $\delta \rho = \delta \rho$ instead of eq.(10). The field fluctuations can then be eliminated from eq.(8) by using eq.(11). The results in fig.(3) show that in this approximation we can have an interesting suppression of superhorizon curvature perturbations by one or two orders of magnitude.

4.1 Axion dynamics

In this subsection we will check that the axions actually have a chance of dominating the energy density of the universe in order to efficiently suppress the density perturbations created by the inflation and decay before big-bang nucleosynthesis (BBN). To estimate the lifetime of the massive axions, we consider a string theory axion and parameterize the interaction between the axion and the gauge fields as

$$(\mathcal{F} \wedge F) F \tilde{F} ; \quad (60)$$

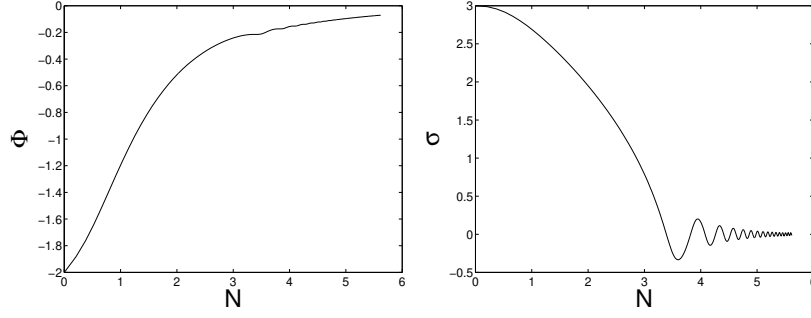


Figure 3: Left panel: Numerical solutions which shows the gravitational potential Φ as a function of e-foldings after the end of inflation N for $\alpha = 2$, $\alpha = 3$ and $\alpha = \frac{3}{2}$ as mentioned in the text above. Right panel: The evolution of the ϕ -field in the same model.

where $M_{\text{pl}}^2 = 2 M_{\text{pl}}^2$ generally depends on the compactification [23, 24]. A typical axion lifetime is

$$\tau_a \approx M_{\text{pl}}^2 / m_a^3 ; \quad (61)$$

where the axion mass m_a is given by

$$m_a \approx 10^{-3} \frac{M_{\text{pl}}^3}{M_{\text{p}}^2} : \quad (62)$$

Defining $R = M_{\text{pl}}^2 / M_{\text{p}}^2$ one finds that

$$\tau_a \approx 10^{-3} R^5 \frac{M_{\text{p}}^8}{9} : \quad (63)$$

To evaluate τ_a at the time the potential is turned on, we use the fact that at this time the Hubble parameter H has the same order of magnitude as the axion mass. τ_a is defined by

$$V_0 \approx \frac{M_{\text{p}}^6}{M_{\text{p}}^2} \quad (64)$$

which implies [2]

$$\tau_a \approx \frac{1}{H^4} \approx 4 \frac{M_{\text{p}}^6}{M_{\text{p}}^4 m_a^2} \approx 10^{-1} \frac{M_{\text{pl}}^6}{M_{\text{p}}^2} = 10^{-1} R^2 ; \quad (65)$$

Thus the axions do not dominate energy density at this point. However, this is only true as long as we assume that the axion fluctuations do not have a negative tilt, which would amplify small momentum mode fluctuations as they enter the horizon and possibly make the axion dominate energy density before the axion mass is turned on and lead to the exponential suppression of density perturbations in eq.(58) [2].

Let us conservatively assume that at this point when the axion behaves as non-relativistic dust it is still subdominant. The ratio between the Hubble rate as the axion starts to oscillate in its potential $H_a = m_a H$ and when it starts to dominate H_{dom} , is given by $H_a / H_{\text{dom}} = 10^2 R^{-4}$. The axion starts to decay when $\tau_a = 1/H$, which implies that the Hubble rate when

the axion starts to decay is given by $H_{\text{dec}} \sim 10^3 R^{-5/9} M_p^8$. During matter domination the energy density goes down as $1/a^3$ and thus $H_{\text{dom}} = H_{\text{dec}} = (a_{\text{dec}}/a_{\text{dom}})^{3/2}$. In this way we can write

$$\frac{H_a}{H_{\text{dec}}} = \frac{10^2}{R^4} \frac{a_{\text{dec}}^{3/2}}{a_{\text{dom}}^{3/2}}; \quad (66)$$

which implies

$$\frac{a_{\text{dec}}}{a_{\text{dom}}} = R^{16/3} \frac{M_p^4}{4}; \quad (67)$$

It is not difficult to arrange the parameters such that even in the case where the axion does not create a second inflationary phase $a_{\text{dec}}/a_{\text{dom}} \gg 1$. Thus in any case the axion will dominate before it decays. If it dominates while in slow-roll, it will only dominate even faster and anyway only decay after it has started to oscillate around one of the minima of its potential.

Now, let us evaluate the reheating temperature T_{RH} as the axion decays into photons. Since $H^2 = 1.66 g^{1/2} T^2/M_p^2$ so that $H^2(t=) = \frac{1}{4} T_{\text{RH}}^4/M_p^2$ which implies that

$$T_{\text{RH}} = 0.55 g^{1/4} \frac{M_p^{1/2}}{1/2} \quad (68)$$

we obtain

$$T_{\text{RH}} = R^{5/2} \frac{M_p^{9/2}}{M_p}; \quad (69)$$

Even with very low values for the free parameters $R = 10^{-5}$ and $M_p = 10^{11}$ GeV we obtain a reheating temperature around 1 GeV. This is a low reheating temperature, but still safely above the constraints from Big-Bang nucleosynthesis.

5 Constraints from primordial black hole and particle production

Even if we can suppress the scalar curvature perturbation on superhorizon scales to match the observed spectrum today, there are still some theoretical upper bounds on spectrum during inflation.

First, let us consider the constraints from particle production. It has been shown that the relative energy density of massless scalar fields created at the end of inflation is governed by the same equations as the gravitons, and is given by [25, 26]

$$\rho_{\text{p}} = R^{-2}; \quad (70)$$

where $H_i = M_p/R$, $R = 10^2 N_s$ and N_s is the number of light scalar fields. Thus particle production is suppressed by $< 10^{-5}$. In addition all these particles can be treated as relativistic degrees of freedom and will be diluted even more by the massive axion field, so they will never pose a problem for our scenario.

Next let us consider the more important constraints from primordial black hole formation. As curvature perturbations enter the horizon, they could in principle collapse to form

primordial black holes (PBH). Carr [27] has derived an expression for the probability that a region of mass m , with initial density contrast

$$\delta(m) = \frac{m}{m_{\text{H}}} \quad (71)$$

becomes a primordial black hole [27],

$$P(\delta(m)) \propto (\delta(m)) e^{w^2/(2-2w)}; \quad (72)$$

where w is the equation of state as usual. During the radiation dominated phase $w = 1/3$, so with $\delta \ll 1$ the probability of producing primordial black holes is very suppressed.

The size of produced black holes as perturbation modes enters the horizon corresponds roughly to the horizon size at the time the mode exited the horizon. It can be shown that the mass of primordial black holes created when a given scale enters the horizon is given by the number of e-folding N_{ex} before the end of inflation where that scale exited the horizon

$$M_{\text{PBH}} \propto \frac{M_{\text{P}}^2}{H_{\text{i}}} e^{2N_{\text{ex}}}; \quad (73)$$

First let us consider primordial black holes produced right at the end of inflation. Their mass is $M_{\text{PBH}} \propto M_{\text{P}}$ and would dominate the energy density if produced at a high rate. However, already with $\delta \propto 10^3$ we would have a production probability as low as $P(\delta) \propto \exp(-172)$. Thus for every 10^{75} Hubble size domains only one primordial black hole will be created. If they behave like dust, their energy density would grow like a^3 compared to radiation and only after 172 e-foldings they could dominate. We conclude that they do not pose a threat to our scenario as long as $\delta(m) \propto 10^3$, which is still two orders of magnitude above the usual COBE bound $\delta(m) \propto 10^5$.

Second we must make sure that primordial black holes do not interfere with the standard late time evolution of the universe. There exists different bounds from BBN, and from the energy density contained in primordial black holes today [28]. The most stringent constraint, however, comes from cosmic rays and requires $P(\delta) < 10^{-26}$ at a mass scale corresponding to $m = 5 \cdot 10^{14} \text{g}$ [29]. This is still satisfied with $\delta(m) \propto 10^3$. Also, by this time the density perturbations has already been suppressed to the level 10^{-5} in accordance with observations.

6 Brane Inflation

In this section we will consider a simplified scenario of brane inflation [30, 31, 32, 33, 34]. We might think of a more realistic scenario where the effects of the proposed mechanism is even more attractive, but the simplified (less realistic) version is useful as a demonstration potential applications of the mechanism.

In string theory scenarios for inflation, to match the observed level of density perturbations one typically needs a very low string scale. Tuning the string scale to the density perturbations could make string motivated inflationary scenarios appear a bit ad hoc. The present mechanism can ameliorate this problem of string cosmology.

As a simple example consider brane inflation. When the branes are far apart compared to the string length it can be treated perturbatively. When the branes get close the general approximation breaks down and inflation ends. Typically the potential has the form

$$V(\phi) = M_s^4 \left(1 - \frac{\phi}{f}\right)^2; \quad (74)$$

where we can here assume $m_{\phi} \ll M_s$ and $\phi \ll 1$. Thus the Hubble parameter during inflation will be $H^2 = M_s^4/m_{\phi}^2$. The field is related to the inter-brane distance y by $\phi = M_s^2 y$. If the compactification radius is denoted by R we must require the brane separation to be larger than the string length $y > l_s$ but less the size of the extra dimension $y \ll 2\pi R$.

The density perturbations can be shown to be given by

$$\delta \rho_{\text{H}} = \frac{2}{5} \frac{p_{\text{R}}}{p} = \frac{1}{5} \frac{V^{3/2}(\phi)}{3V^0(\phi)m_{\phi}^3} = \frac{1}{5} \frac{p+2}{6p} N \frac{M_s}{m_{\phi}}; \quad (75)$$

where N denotes the time of horizon exit and the number of e-foldings is given by

$$N = \frac{1}{p(p+2)} \frac{1}{M_s^2} \frac{M_s^{p+2}}{M_s^{p+2}} \approx 60; \quad (76)$$

Now consider explicitly the case of $p = 2$. The string scale is related to the compactification radius by

$$M_s = \frac{g_s m_{\text{P}}}{(2\pi R M_s)^3}; \quad (77)$$

To have a large string scale we would like to take $R \propto M_s^{-1}$ which implies $M_s = 1$ implying $M_s = m_{\text{P}}$ [32]. To have $H \approx 10^5$ we would require $M_s \approx 10^{13} \text{ GeV}$. Invoking the mechanism presented in the previous sections we no longer need to fix the string scale by the scalar perturbation amplitude as we can now allow for perturbations as large as $H \approx 10^3$. Taking $2\pi R M_s = 2$, $g_s = 0.1$ and $\phi/M_s = 3$ we have $H \approx 10^3$ with a string scale near the GUT scale $M_s \approx 10^{15} \text{ GeV}$. To have enough inflation we need $N \approx 10^2$ which is less netuned than in the usual brane inflation scenario.

In some versions of brane inflation we have $M = M_s$ where $\phi \approx 10^3$. In such models it would even be allowed to raise the string scale to $M_s = 10^4 m_{\text{P}}$ by invoking the present mechanism.

Since the string scale is a fundamental scale, it might seem more natural to tune the dynamics of the post inflation era rather than the string scale in order to match observations, albeit the complex geometry of the extra dimensions of course allows for a tuning of the string scale in terms of tuning the geometry.

7 Summary

In this paper we have suggested a way to move the usual upper bound on the amplitude of scalar perturbations in inflationary scenarios. It is interesting to consider how to avoid this kind of bounds as they are some of the strongest phenomenological constraints on inflationary

model building and usually implies a strong retuning of the inflation potential. In the era of precision cosmology, it is also important to keep in mind the exact assumptions in the models we use to compare to experiments and make predictions. Models that evade the usual constraints are particularly useful to shed light on the exact nature of our assumptions.

First we showed in details how during second very short slow-roll inflationary regime after the usual inflation driven regime, the superhorizon curvature perturbations created by the inflation can be suppressed if a second field dominates and decays with a specially chosen decaying decay factor after the end of inflation. We also suggested that an axion with a periodic potential could in the very non-linear limit suppress the superhorizon curvature perturbations by one or two orders of magnitude due to a non-vanishing intrinsic pressure perturbation.

One might note that even if the suppression would be small and not lead to any conceptual changes it could be experimentally detectable through a precise measurement of the consistency relation.

There are several interesting phenomenological consequences of such a scenario that we have not all explored in details here. It makes it easier to find inflationary scenarios in a string theory context where the string scale is $M_s \sim 10^3 m_p$ or higher. A larger amplitude of density perturbations created by the inflation also imply a larger inflation variance that can lead to traces of curvature today, left over from inflation. It also enhances the possibility that short distance physics might leave an imprint of the CMB spectrum as it provides a way of bringing the Hubble rate during inflation closer to the string scale. This is in a way turning the so-called transplanckian problem upside down. Instead of inventing new physics to enhance the signal from the a priori predicted $(H_i = M_s)^2$ level to a $H_i = M_s$ level, we are bringing H_i up to M_s using standard field theory.

Since the observed perturbations is not generated by the second subdominant field, its spectrum is allowed to be very non-gaussian. This could imply an observable fraction of non-gaussianities in the final CMB spectrum in some limits where its perturbations are not completely vanishing.

Finally, we might expect a large isocurvature component in the CMB spectrum in some limits. In particular if cold dark matter (CDM) is not created after the decay of the axion it will lead to large CDM isocurvature fluctuations.

To summarize, we found that the existence of a new scalar field can suppress adiabatic scalar CMB fluctuation on superhorizon scales during a post inflationary epoch. This opens the possibility that the scalar perturbations created during inflation in some scenarios can be much larger than previously thought.

Acknowledgments

I would like to acknowledge Andreas Albrecht, Nemanja Kaloper and Lorenzo Sorbo for discussions and useful comments on the draft. In addition I would also like to thank N.K. for pointing out the constraints from primordial black hole production. The work was supported in part by the DOE Grant DE-FG 03-91ER 40674.

R e f e r e n c e s

- [1] A . H . Guth, Phys. Rev. D 23, 347 (1981); A . D . Linde, Phys. Lett. B 108, 389 (1982); B 114, 431 (1982); B 116, 335 (1982); B 116, 340 (1982); A . A . I l b r e c h t and P . J . Steinhardt, Phys. Rev. Lett. 48, 1220 (1982).
- [2] K . E n q v i s t and M . S . S l o t h , Nucl. Phys. B 626, 395 (2002) [[arXiv:hep-ph/0109214](#)].
- [3] D . H . Lyth and D . W a n d s , Phys. Lett. B 524, 5 (2002) [[arXiv:hep-ph/0110002](#)].
- [4] T . M o r o i and T . Takahashi, Phys. Lett. B 522, 215 (2001) [Erratum ~~-ibid.~~ B 539, 303 (2002)] [[arXiv:hep-ph/0110096](#)].
- [5] N . B a r t o l o , E . W . K o l b and A . R i o t t o , [arXiv:astro-ph/0507573](#).
- [6] V . F . M u k h a n o v , H . A . F e l d m a n and R . H . B r a n d e n b e r g e r , Phys. Rept. 215, 203 (1992).
- [7] D . H . Lyth, C . U n g a r e l l i and D . W a n d s , Phys. Rev. D 67, 023503 (2003) [[arXiv:astro-ph/0208055](#)].
- [8] M . S . S l o t h , Nucl. Phys. B 656, 239 (2003) [[arXiv:hep-ph/0208241](#)].
- [9] C . G o r d o n and A . L e w i s , Phys. Rev. D 67, 123513 (2003) [[arXiv:astro-ph/0212248](#)].
- [10] D . H . Lyth and D . W a n d s , Phys. Rev. D 68, 103516 (2003) [[arXiv:astro-ph/0306500](#)].
- [11] C . G o r d o n and K . A . M a l i k , Phys. Rev. D 69, 063508 (2004) [[arXiv:astro-ph/0311102](#)].
- [12] S . G u p t a , K . A . M a l i k and D . W a n d s , Phys. Rev. D 69, 063513 (2004) [[arXiv:astro-ph/0311562](#)].
- [13] D . L a n g l o i s and F . V e m i z z i , Phys. Rev. D 70, 063522 (2004) [[arXiv:astro-ph/0403258](#)].
- [14] F . F e r r e r , S . R a s a n e n and J . V a l i v i i t a , JCAP 0410, 010 (2004) [[arXiv:astro-ph/0407300](#)].
- [15] G . L a z a r i d e s , R . R . d e A u s t r i and R . T r o t t a , Phys. Rev. D 70, 123527 (2004) [[arXiv:hep-ph/0409335](#)].
- [16] D . W a n d s , K . A . M a l i k , D . H . Lyth and A . R . L i d d l e , Phys. Rev. D 62, 043527 (2000) [[arXiv:astro-ph/0003278](#)].
- [17] K . A . M a l i k , D . W a n d s and C . U n g a r e l l i , Phys. Rev. D 67, 063516 (2003) [[arXiv:astro-ph/0211602](#)].
- [18] K . A . M a l i k and D . W a n d s , JCAP 0502, 007 (2005) [[arXiv:astro-ph/0411703](#)].
- [19] R . B r u s t e i n and M . H a d a d , Phys. Lett. B 442, 74 (1998) [[arXiv:hep-ph/9806202](#)].
- [20] A . D . L i n d e , Phys. Lett. B 158, 375 (1985).
- [21] L . A . K o f m a n , Phys. Lett. B 173, 400 (1986).
- [22] L . A . K o f m a n and A . D . L i n d e , Nucl. Phys. B 282, 555 (1987).
- [23] T . B a n k s and M . D i n e , Nucl. Phys. B 505, 445 (1997) [[arXiv:hep-th/9608197](#)].
- [24] K . C h o i and J . E . K i m , Phys. Lett. B 165, 71 (1985).
- [25] L . H . F o r d , Phys. Rev. D 35, 2955 (1987).
- [26] T . D a m o u r and A . V i l e n k i n , Phys. Rev. D 53, 2981 (1996) [[arXiv:hep-th/9503149](#)].

- [27] B . J . Carr, *Astrophys. J.* 201 (1975) 1.
- [28] B . J . Carr and J . E . Lidsey, *Phys. Rev. D* 48, 543 (1993).
- [29] A . Barrau, D . Blais, G . Boudoul and D . Polarski, *Phys. Lett. B* 551, 218 (2003) [[arXiv:astro-ph/0210149](#)].
- [30] G . R . Dvali and S . H . H . Tye, *Phys. Lett. B* 450, 72 (1999) [[arXiv:hep-ph/9812483](#)].
- [31] G . R . Dvali, Q . Sha and S . Solganik, [arXiv:hep-th/0105203](#).
- [32] G . Shiu and S . H . H . Tye, *Phys. Lett. B* 516, 421 (2001) [[arXiv:hep-th/0106274](#)].
- [33] N . Jones, H . Stoica and S . H . H . Tye, *JHEP* 0207, 051 (2002) [[arXiv:hep-th/0203163](#)].
- [34] C . P . Burgess, M . M ajumdar, D . Nolte, F . Quevedo, G . Rajesh and R . J . Zhang, *JHEP* 0107, 047 (2001) [[arXiv:hep-th/0105204](#)].