

# Prediction for the transverse momentum distribution of Drell-Yan dileptons at PANDA\*

O. Linnyk<sup>†</sup>, S. Leupold, U. Mosel

Institut für Theoretische Physik, Universität Giessen, Germany  
December 2, 2024

## Abstract

We study the potential of the coming experiment PANDA to constrain the propagator of the quark in the proton. In this letter the triple differential cross section of the Drell-Yan process at PANDA kinematics is predicted. The model incorporates primordial parton transverse momentum and finite width effects caused by the quark initial state interaction. The results suggest that experimental accuracy of 10% would be enough to constrain the quark spectral function and its evolution with the virtuality of the probing photon and the overall center of mass energy.

PACS numbers: 13.85.Qk, 12.38.Cy, 12.38.Qk

The main purpose of this letter is to demonstrate how the unpolarized Drell-Yan process measurement by the experiment PANDA at the future GSI facility can improve the present understanding of hadron structure. The conventional perturbative QCD (pQCD) approach to the calculation of hard scattering cross sections assumes that the partons in hadrons are collinear and on-shell. This is equivalent to using the impulse approximation, *i.e.* neglecting the initial and finite state interactions (ISI and FSI). The corrections due to the partonic ISI and FSI have attracted a lot of attention recently. For instance, Brodsky *et al.* addressed the quark ISI in  $\pi p \rightarrow \mu^+ \mu^- + X$  by considering a single gluon exchange in the initial state in the quark-diquark model [1]. It was shown that the ISI correction to the cross section of the unpolarized Drell-Yan process is not necessarily small [1] and also can generate non-vanishing single-spin asymmetries [2]. However, one has to go beyond this model in order to study the ISI effects quantitatively.

---

\*work supported by BMBF

<sup>†</sup>olena.linnyk@theo.physik.uni-giessen.de

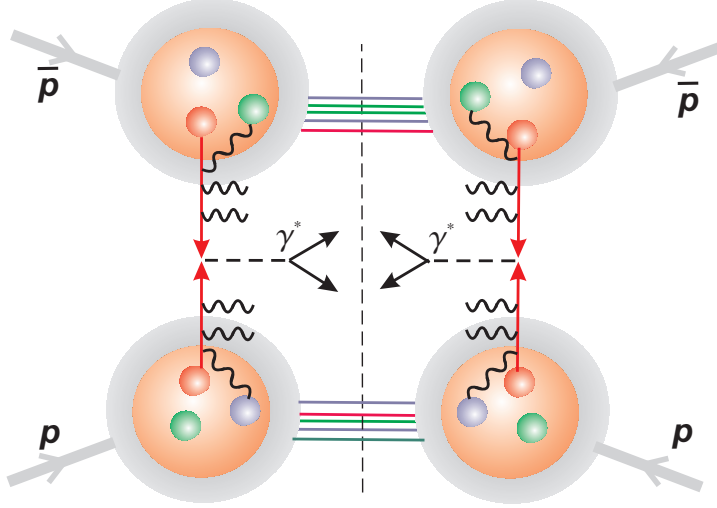


Figure 1: Relevant initial state interactions that can build up intrinsic transverse momentum and width of quarks in proton.

In [3], we developed a model to calculate the ISI effects in deep inelastic scattering (DIS) and the Drell-Yan process by taking into account both non-collinearity and virtuality (off-shellness) of the quarks in the proton. The non-vanishing intrinsic transverse momentum  $k_T$  and the off-shellness  $m^2 \equiv k^+k^- - k_T^2$  of the partons are generated by the ISI. The model makes use of phenomenological distributions for  $k_T$  and  $m^2$ . For the former, we choose a Gaussian

$$f(\vec{k}_T) = \frac{1}{4\pi D^2} \exp\left\{-\frac{\vec{k}_T^2}{4D^2}\right\}, \quad (1)$$

so that the mean partonic intrinsic transverse momentum  $\langle \vec{k}_T^2 \rangle = 4D^2$ . The off-shellness distribution is taken as a Breit-Wigner in  $m$  with width  $\Gamma$ :

$$A(m, \Gamma) = \frac{1}{\pi} \frac{\Gamma}{m^2 + \frac{1}{4}\Gamma^2}. \quad (2)$$

Additionally, we take into account the exact off-shell kinematics. By doing so, we effectively parametrize some of the effects beyond the leading order leading twist pQCD, such as the gluon exchange between the active parton and the spectator system and multiple gluon emission prior to the annihilation (see Fig. 1).

The model was applied in [3] to describe the triple differential cross sections of the processes  $pp \rightarrow \mu^+\mu^- + X$  and  $pd \rightarrow \mu^+\mu^- + X$ , measured by the experiments E866 [4] and E772 [5]. The achieved good agreement with the data suggested that the constructed model is suitable for a reliable

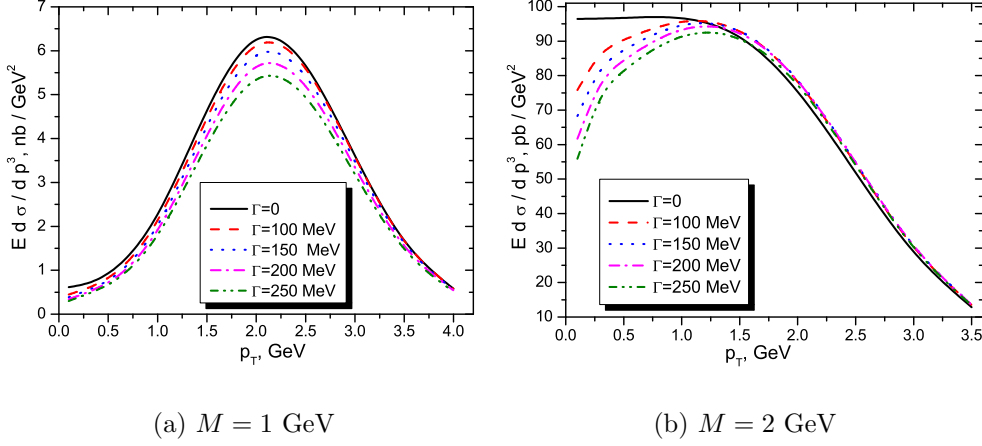


Figure 2: Prediction for the  $p_T$ -distribution of Drell-Yan lepton pairs at PANDA. Intrinsic transverse momentum dispersion  $D=0.6$  GeV. The solid line is the result of calculations in the intrinsic- $k_T$  approach (width  $\Gamma=0$ ). The other curves are generated with  $\Gamma$  in the range that we have determined by fitting existing Drell-Yan data. Note that the scale changes from nb in the left figure to pb in the right one.  $\sqrt{S}=5.5$  GeV,  $x_F=0.1$  in all plots.

calculation of not only the integrated Drell-Yan cross sections, but also the more exclusive  $d\sigma/dM^2 dp_T^2 dx_F$ , *i.e.* the transverse momentum distribution of the dileptons. Here,  $M$  denotes the invariant mass of the produced lepton pair,  $x_F$  its Feynman variable,  $p_T$  its transverse momentum. Both shape and magnitude of the observed triple differential cross sections were reproduced very well in all the bins of  $M$ ,  $x_F$  and  $p_T$  without a need for a K-factor.

In this letter, we present the prediction for the triple differential cross section of the process  $\bar{p}p \rightarrow l^+l^-X$  in the kinematical regime to be probed by PANDA [7]. The formalism derived in [3] can be applied to predict the corresponding cross section

$$\frac{d\sigma}{d\bar{p}} \equiv \frac{2}{\pi\sqrt{s}} \frac{d\sigma}{dx_F dp_T^2} = \frac{2}{\pi\sqrt{s}} \int_{\text{bin}} \frac{d\sigma}{dx_F dp_T^2 dM^2} dM^2. \quad (3)$$

$$\frac{d\sigma}{dx_F dp_T^2 dM^2} = \sum_{\text{flavors}} (f_p \bar{f}_{\bar{p}} + f_{\bar{p}} \bar{f}_p) \otimes \frac{d\hat{\sigma}}{dx_F dp_T^2 dM^2} \otimes A(m, \Gamma) A(\bar{m}, \Gamma), \quad (4)$$

where the parton level cross section  $d\hat{\sigma}$  is taken from [3], the spectral function  $A$  is given in (2), the unintegrated parton distribution  $f$  is a product of (1) and parton distribution functions [8], the quantities referring to anti-quarks

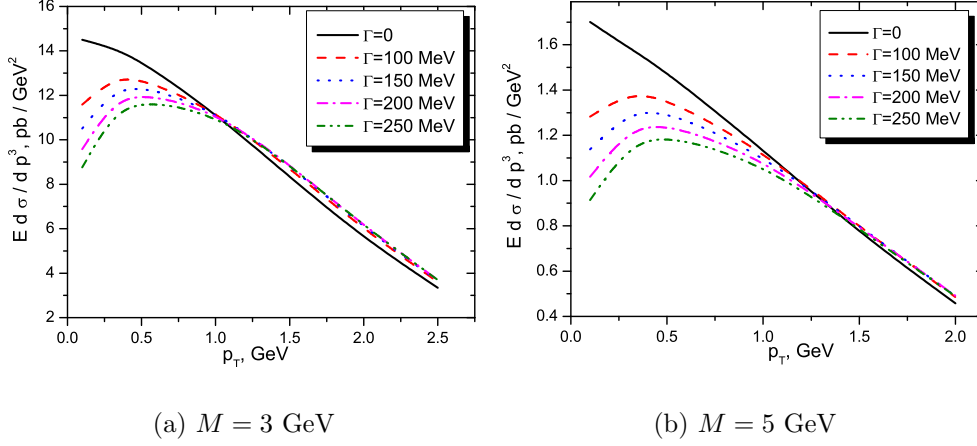


Figure 3: Same as Fig. 2, but for higher masses of Drell-Yan pairs.

are denoted with bars. We assumed  $\bar{\Gamma} = \Gamma$  and  $\bar{D} = D$ . Next, the two parameters of the model ( $D$  and  $\Gamma$ ) should be extrapolated to the values of  $M = (1 - 5.5) \text{ GeV}$  and  $\sqrt{S} = 5.5 \text{ GeV}$  relevant for PANDA [7]. Our successful description of experiments at different collision energies  $\sqrt{S}$  (E866 at 38.8 GeV and E537 at 16 GeV [6]) allows to estimate the parameter  $D$  at  $\sqrt{S} = 5.5 \text{ GeV}$ . We used the extrapolation formula  $D = a + b\alpha_S\sqrt{S}$ , where  $\alpha_S$  is the QCD running coupling [9], and obtained after fitting the constants  $a$  and  $b$ :  $D \approx 0.6 \pm 0.18 \text{ GeV}$ . The relatively large error in the extrapolation of the parameter  $D$  is caused by the lack of data at low  $\sqrt{S}$ . Thus, PANDA data will also be a valuable input that should allow one to fix the quark transverse momentum distribution in the proton.

The resulting predictions for the transverse momentum distribution of the Drell-Yan pairs at PANDA kinematics are presented in Fig. 2 and Fig. 3 for different masses of the produces pairs. The plot for  $M = 4 \text{ GeV}$  is not shown, because the Drell-Yan process in this region can not be experimentally disentangled from the charmonium production. Note also the qualitative difference of the cross section at the Drell-Yan pair mass  $M = 1 \text{ GeV}$  from the other plots. In contrast to the higher mass bins, the peak of the  $p_T$ -distribution in Fig. 2(a) is not around zero. This behavior appears for  $M \lesssim 2D$ , *i.e.* in the distribution of the low virtuality photons, which can be produced by the partonic transverse motion alone. It is worthwhile to stress that this drastic change in the  $p_T$ -dependence of the cross section takes place for all values of  $\Gamma$ . An experimental verification of this effect would contribute a direct test for the transverse momentum distribution of partons.

We have generated several theoretical curves with  $\Gamma = (100 - 250) \text{ MeV}$ ,

which is the range determined from fitting E866 data. The uncertainty of  $\Gamma$  reflects both the accuracy of the data and of the extrapolation to the low  $\sqrt{S}$  region. We expect PANDA data to constrain  $\Gamma$  with much better accuracy (we shall discuss this topic in more detail below). The solid lines are the results of our calculations in the intrinsic- $k_T$  approach ( $\Gamma=0$ ) [3].

The amplitude of the predicted cross sections suggests that PANDA at the design luminosity has a potential to measure the triple differential unpolarized cross section of  $\bar{p}p \rightarrow l^+l^- + X$  with high statistics and an unprecedented accuracy. The measurement of this cross section at  $\sqrt{S}$  as low as 5.5 GeV will provide essential information on QCD in the regime where higher order and higher twist corrections are expected to be large [10]. We argue that the magnitude of these effects can be constrained by the future PANDA measurement better than by any existing data because of the high luminosity of the facility as well as large cross section as seen in fig. 2(a). The calculations and analysis given here provide necessary input for a reliable simulation of the PANDA detector as well as for future data analysis.

Furthermore, the present work demonstrates that one can gain from PANDA data information on the propagator of partons bound in the nucleon. Indeed, as we see from figures 2 and 3, the experimental accuracy of 20-30% would already be enough to answer the question of whether the cross section can be described by a model with on-shell quarks (solid line in Fig. 2-3). Our predictions together with the results of the earlier calculations at higher  $\sqrt{S}$  also show that PANDA data can be used to extract the dependence of the quark spectral function in the proton on the hard scales  $M$  and  $\sqrt{S}$ . For that, one should extract the parameter  $\Gamma$  from future data in different mass bins, which is possible, if the accuracy is of the order of 10%. Should the accuracy be even better, the data can be used to investigate the details of the quark spectral function shape.

## References

- [1] D. Boer, S. J. Brodsky, and D. S. Hwang, Phys. Rev. D **67**, 054003 (2003), arXiv:hep-ph/0211110.
- [2] S. J. Brodsky, D. S. Hwang, and I. Schmidt, Nucl. Phys. B **642**, 344-356 (2002), arXiv:hep-ph/0206259.
- [3] O. Linnyk, S. Leupold and U. Mosel, Phys. Rev. D **71**, 034009 (2005), arXiv:hep-ph/0412138.
- [4] J. C. Webb, arXiv:hep-ex/0301031.

- [5] P. L. McGaughey *et al.*, Phys. Rev. D **50** 3038 (1994), [Erratum-ibid. D **60** 119903 (1999)].
- [6] E. Anassontzis *et al.*, Phys. Rev. D **38**, 1377 (1988).
- [7] M. Kotulla *et al.*, Technical Progress Report for PANDA, (2005), [http://www.ep1.rub.de/~panda/db/papersdb/pc19-050217\\_panda\\_tpr.pdf](http://www.ep1.rub.de/~panda/db/papersdb/pc19-050217_panda_tpr.pdf)
- [8] M. Glück, E. Reya, and A. Vogt, Eur. Phys. J. C **5**, 461 (1998), arXiv:hep-ph/9806404.
- [9] U. D'Alesio and F. Murgia, Phys. Rev. D **70**, 074009 (2004) arXiv:hep-ph/0408092.
- [10] R. Hamberg, W. L. van Neerven and T. Matsuura, Nucl. Phys. B **359**, 343 (1991) [Erratum-ibid. B **644**, 403 (2002)].