

5-dimensional Quantum Gravity Effects in Exclusive Double Diffractive Events

A.V. Kisselev, V.A. Petrov^y and R.A. Ryutin^z

Institute for High Energy Physics, 142281 Protvino, Russia

Abstract

The experimentally measurable effects related to extra dimensional gravity in a RS-type braneworld are estimated. Two options of the RS framework (namely, with small and large curvature) are considered. It is shown that both can be detected by the joint CMS/TOTEM Collaboration.

1 Massive Gravitons and Radion in the RS model

There is no doubt that the discovery of particles like Higgs boson is the fundamental goal, but it will not solve a very important problem of the hierarchy between the electro-weak (246 GeV) and Planck ($2.4 \cdot 10^4$ GeV) scales. Some models have been proposed recently, which resolve the problem without supersymmetry but rather with help of space-time with extra dimensions. For instance, so-called ADD model [1] "explains" the large value of the Planck scale by the large size of compact extra dimensions. Such theories open way for many new experimental studies.

In particular, the model of Randall and Sundrum (RS) [2, 3] seems to be the most economic introducing only one extra dimension which has not to be large. It is based on an exact solution for gravity in a five-dimensional space-time, where the extra spatial dimension is a "folded" circle. Let $z^M g = f(x; y)g$, $M = 0; 1; 2; 3; 4$, be its coordinates. Namely, y is the coordinate along the fifth dimension, while $f(x; y)$, $x = 0; 1; 2; 3$, are the coordinate in a four-dimensional space-time. The background metric of the model is of the form (contribution of the matter energy-momentum tensor is neglected):

$$ds^2 = g_{MN}(z) dz^M dz^N = e^{2\lambda y} (dx^2 + dy^2). \quad (1)$$

Here $y = r_c \phi$ ($\phi \in [0, 2\pi)$), r_c being a "radius" of the extra dimension, and a parameter λ defines a scalar curvature of the five-dimensional space-time. The points $(x; y)$ and $(x; y + 2\pi r_c)$ are identified, and the periodicity condition, $(x; y) = (x; y + 2\pi r_c)$, is imposed. In Eq. (1) $g_{\mu\nu}$ is the Minkowski metric.

E-mail address: alexandre.kisselev@mail.ihep.ru

^yE-mail address: vladimir.petrov@mail.ihep.ru

^zE-mail address: ryutin@thl.ihep.ru

We consider the so-called RS1 model [2] which has two 4-dimensional branes with equal and opposite tension located at the point $y = 0$ (called the TeV brane, or visible brane) and at $y = r_c$ (referred to as the Planck brane). All SM fields are constrained to the TeV brane, while the gravity propagates in all five dimensions (bulk).

Since the warp factor $e^{2\lambda y}$ is equal to 1 on the TeV brane, four-dimensional coordinates x^μ are Galilean and we have a correct determination of the graviton fields on this brane. For a zero mode sector of the effective theory, one obtains a relation between (reduced) Planck mass and (reduced) fundamental gravity scale in five dimensions M_5 :

$$M_{Pl}^2 = \frac{M_5^3}{e^2 r_c} \quad (2)$$

In a linear approximation, one can parametrize the metric g_{MN} as

$$g_{MN}(z) = \eta_{MN}(z) + \frac{2}{M_5^{3/2}} h_{MN}(z) \quad (3)$$

The invariance of the gravitational action under general coordinate transformation means that the Lagrangian is invariant under gauge transformations of the field $h_{MN}(z)$ (for details, see Refs. [4, 5]). If we impose so-called unitary gauge [5], we get:

$$h_{44}(x; y) = 0; \quad h_{4\alpha}(x; y) = \phi(x); \quad (4)$$

where $\phi(x)$ is a massless scalar field which depends on four-dimensional coordinates only. This new degree of freedom called radion corresponds to distance oscillations between the branes.

This massless scalar field would lead to such a change of the usual gravitational interaction on the visible brane, which is totally excluded by experimental data. However, if the radion acquires the mass of the order of 100 GeV [6], this will not contradict the experimental data, i.e. the radion could be the lightest massive scalar excitation of the RS model.

The field $h_{\mu\nu}(x; y)$ (with a radion contribution singled out) is decomposed into a massless mode $h^{(0)}(x)$ ("classical" graviton) and "Kaluza-Klein" (KK) modes $h^{(n)}(x)$ which describe massive gravitons. The mass spectrum of the KK gravitons on the TeV brane is the following:

$$m_n = x_n / r_c; \quad n = 1, 2, \dots \quad (5)$$

where x_n are zeros of the Bessel function $J_1(x)$, with $x_n \propto n$ at large n . The interaction Lagrangian on the visible (TeV) brane looks like

$$L_{int} = \frac{1}{M_{Pl}} T^{\mu\nu} h_{\mu\nu}^{(0)} - \frac{1}{M_5^{3/2}} T^{\mu\nu} \sum_{n=1}^{\infty} h_{\mu\nu}^{(n)} + \frac{1}{3} T^{\mu\nu} \partial_\mu \partial_\nu \phi \quad (6)$$

Here $T^{\mu\nu}$ is the energy-momentum tensor of the matter on the brane, $h^{(n)}$ is the graviton field with the KK-number n and mass m_n (5). The parameter

$$= \frac{M_5^3}{e^2 r_c} \quad (7)$$

is a physical scale on the TeV brane. As one can see from (6), the radion field is coupled to the trace of the energy-momentum tensor.

Let us consider two possibilities to satisfy relation (2). One possibility (we will call it "large curvature option") is to put

$$M_5 = 1 \text{ TeV}; \quad (8)$$

that corresponds to $r_c = 11.3$ in Eq. (2). There is a series of KK massive graviton resonances, with the lightest one having a mass of order 1 TeV. As for the radion, it is coupled rather strongly to the SM fields (mainly, to gluons) since $M_5 = 1 \text{ TeV}$.

Another possibility (we will call it "small curvature option" [7, 8]) is to take

$$M_5 = 1 \text{ TeV}; \quad (9)$$

In such a case, a mass splitting m_{KK} can be chosen smaller than the energy resolution of LHC experiments. For instance, for $r_c = 9.7$, we get $m_{KK} = 50 \text{ MeV}$, and the mass of the lightest KK excitation is $m_1 = 60.5 \text{ MeV}$. This case is not favorable for the production of the radion, since the coupling is defined by $\kappa = (M_5 = 1 \text{ TeV})^{3/2} \approx 140 \text{ TeV}$ and is two orders of magnitude smaller than in the previous case.

2 Mechanism of the Exclusive Double Diffractive Reaction

The main goal of our paper is to analyze experimental possibilities to detect effects of the extra dimensions in exclusive double diffractive event (EDDE):

$$p + p \rightarrow p + \text{"gap"} + X + \text{"gap"} + p; \quad (10)$$

where X represents a particle strongly coupled to two-gluon states (say, the radion, SM Higgs, KK graviton, meson containing heavy quarks or glueball).

Unique advantages of this process are well-known (see [9]–[13] and references therein): a) clear signature of the process; b) possibility to use the "missing mass method", that improves the mass resolution; c) background is strongly suppressed; d) spin-parity analysis of the central system can be done. All these properties can be realized in common CMS/TOTEM detector measurements at LHC [14].

The exclusive double diffractive process is related to the dominant amplitude of the exclusive two-gluon production. Driving mechanism of this processes is the Pomeron.

To calculate an amplitude of the process (10), we use an approach which was considered in detail in Ref. [9]. In the framework of this approach, the amplitude can be sketched as shown in Fig. 1. After the tensor contraction of the amplitudes $T_{1,2}$ with the gluon-gluon fusion vertex, the full "bare" amplitude T_X depicted in Fig. 1a looks like

$$T_X = \frac{2}{s} c_{gp}^2 e^{b(t_1 + t_2)} \frac{s}{M_X^2} F_{gg \rightarrow X}^{(0)} I_s; \quad (11)$$

Here

$$b = \frac{0}{P} (0) \ln \frac{s}{M_X^2} + b_0; \quad (12)$$

$$b_0 = \frac{1}{4} \left(-\frac{r_{pp}^2}{2} + r_{gp}^2 \right); \quad (13)$$

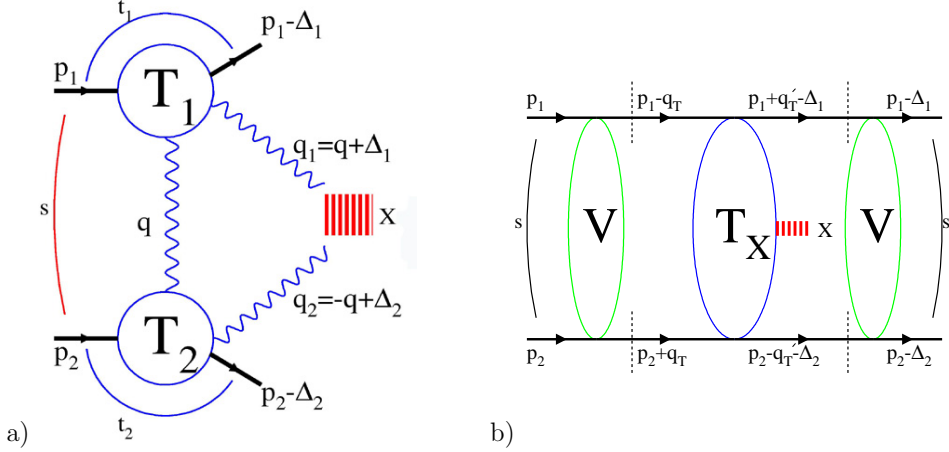


Figure 1: Model for EDD E : a) amplitude of the exclusive double diffractive production T_X without unitary corrections; b) amplitude T_X^{unit} with accounting for "soft" re-scattering corrections V in the initial and final states.

with the parameters of the "hard" Pomeron trajectory, that appears to be the most relevant in our case, presented in Table 1. The last factor in the RHS of Eq. (11) is

$$I_s = \int_0^{M_Z^2=4} \frac{d\ell^2}{\ell^4} F_s(\ell^2) \frac{\ell^2}{s_0 + \ell^2=2}^{2 p(0)} ; \quad (14)$$

where $\ell^2 = q'^2 - q^2$, and s_0 is a scale parameter of the model which is also used in the global fitting of the data on pp (pp) scattering for on-shell amplitudes [15]. The fit gives $s_0 \sim 1 \text{ GeV}^2$. If we take into account the emission of virtual "soft" gluons, while prohibiting the real ones, that could fill rapidity gaps, it results in a Sudakov-like suppression [16]:

$$F_s(\ell^2) = \exp \left[\frac{3}{2} \int_{\ell^2}^{M_Z^2=4} \frac{dp_T^2}{p_T^2} s(p_T^2) \ln \frac{M_X^2}{4p_T^2} \right] ; \quad (15)$$

The on-shell gluon-proton amplitudes $T_{1,2}$ are obtained in the extended unitary approach [17]. The "hard" part of the EDD E amplitude, $F_{gg! X}$, is the usual gluon-gluon fusion amplitude calculated perturbatively in the SM or in its extensions.

The data on total cross-sections demonstrate unambiguously the Pomeron with larger-than-one intercept, therefore the need in unitarization. The amplitude with unitary corrections, T_X^{unit} , are depicted in Fig. 1b. It is given by the following analytical expressions:

$$T_X^{unit}(p_1; p_2; \Delta_1; \Delta_2) = \frac{1}{16 s s_0} \int_0^Z \frac{d^2 q_T}{(2)^2} \frac{d^2 q_T^0}{(2)^2} V(s; q_T) T_X(p_1 - q_T; p_2 + q_T; \Delta_1 - q_T; \Delta_2 + q_T) V(s^0; q_T^0) ; \quad (16)$$

$$V(s; q_T) = 4 s (2)^{2-2} (q_T) + 4 s \int_0^1 b e^{i q_T b} e^{i p p' p p} 1 ; \quad (17)$$

Table 1: Phenom enological param eters of the \hard" Pom eron trajectory obtained from the fitting of the HERA and Tevatron data (see [9], [18]), and data on pp (pp) scattering [15].

$\alpha_P(0)$	$\alpha_P^0(0), \text{GeV}^{-2}$	$r_{pp}^2, \text{GeV}^{-2}$	$r_{gp}^2, \text{GeV}^{-2}$	c_{gp}
1.203	0.094	2.477	2.54	3.3

where $\alpha_{1T} = \alpha_1 + \alpha_T + \alpha_T^0$, $\alpha_{2T} = \alpha_2 + \alpha_T + \alpha_T^0$, and the eikonal function $\chi_{pp|pp}$ can be found in Ref. [15]. Left and right parts of the diagram in Fig. 1b denoted by V represent \soft" re-scattering e ects in initial and nal states, i.e. multi-Pom eron exchanges. As was shown in [11], these \outer" unitary corrections strongly reduce a value of a corresponding cross-section and change an azimuthal angle dependence.

3 Exclusive Particle Production in Double Diffractive Processes

3.1 Radion Production in EDD E

In this subsection, we will study a radion production in EDD E in the case of the \large curvature option" (8), taking into account an e ect of a mixing between the radion and SM Higgs.¹

Since the radion has the same quantum numbers as the standard Higgs boson h , there could be the mixing between them which leads to significant changes in the cross-section of hadroproduction of both [20]. This problem and its phenomenological consequences were studied by many authors (see, for example, [21]).

The following Lagrangian describes the Higgs-radion interaction:

$$L_h = \frac{6}{\sqrt{3}} h: \quad (18)$$

Here $v = 246 \text{ GeV}$ and $\phi = \frac{v}{\sqrt{3}}$ are the vacuum expectation values of the Higgs and radion elds, respectively. The quantity η is the Higgs-radion mixing parameter. For $\eta = 0$, the radion decouples from the Higgs. If $\eta \neq 0$, the radion and the SM Higgs boson mix into the two new eigenstates. Branching fractions for transitions into SM states can be quite different depending on η and ϕ .

The results of our calculations of the total cross sections are presented in Fig. 2a and 2b for various values of the mixing parameter η and ϕ . As we see from these figures, due to Higgs-radion mixing, the cross-sections for a single radion production in EDD E can be larger than those for the SM Higgs boson. Estimated number of events per year for the integrated luminosity 30 fb^{-1} and registration efficiency 10% are given in Table 2.

¹A similar problem for an inclusive production was considered in [19].

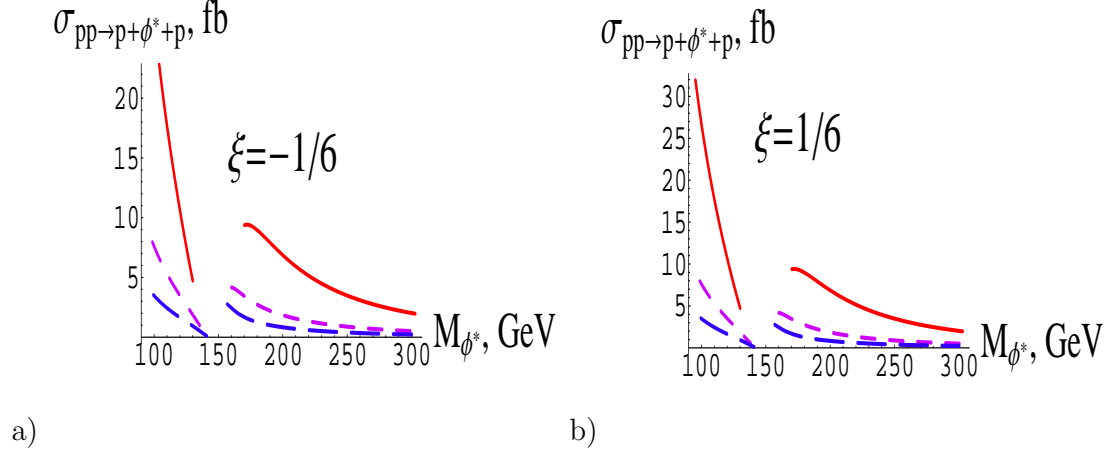


Figure 2: The cross section for the production of the radion in EDD E vs. mass of the observable eigenstate . Mass parameter of the Higgs is $M(h) = 150 \text{ GeV}$. Three curves correspond (from top to bottom) to $\xi = 1/6, 2/6, 4/6$. a) $\xi = 1/6$; b) $\xi = 2/6$.

Table 2: The expected number of EDD E's for the production of the radion for various values of ξ , and $\xi = 1/6$ ($\xi = 2/6$). Higgs mass parameter $M(h)$ is set to 150 GeV . A realistic value of the total efficiency of an event registration is assumed to be 10% (as it was estimated from fast Monte-Carlo simulation for the SM Higgs case), and integrated luminosity is taken to be 30 fb^{-1} .

	$M(h), \text{ GeV}$		
$\xi, \text{ TeV}$	100	120	130
1	116 (78)	64 (31)	48 (13)
2	31 (22)	20 (10)	17 (4)
4	8 (5)	6 (3)	5 (1)

In Figs. 3 and 4 one can see $\langle \sigma \rangle$ Br for various decay modes. The values of the parameters are $\xi = 1/6$; $\xi = 2/6$ and $\xi = 4/6$, $M(h) = 150 \text{ GeV}$. A significance of the event is estimated to be greater than 3 in the region of $M(h) < 140 \text{ GeV}$ (bb decay mode) and $\xi < 5 \text{ TeV}$. For larger radion masses (ZZ and W^+W^- decay modes), we get a similar significance for the integrated luminosity 100 fb^{-1} .

3.2 Production of the KK Gravitons in EDD E

As was shown in Ref. [8], the "small curvature option" of the RS model is similar to the ADD model of gravity in a flat space-time with one compact extra dimension [1] up to the following formal replacement in the KK sector:

$$M_{Pl} \rightarrow M_c; \quad R_c \rightarrow \frac{1}{\Lambda^2}; \quad (19)$$

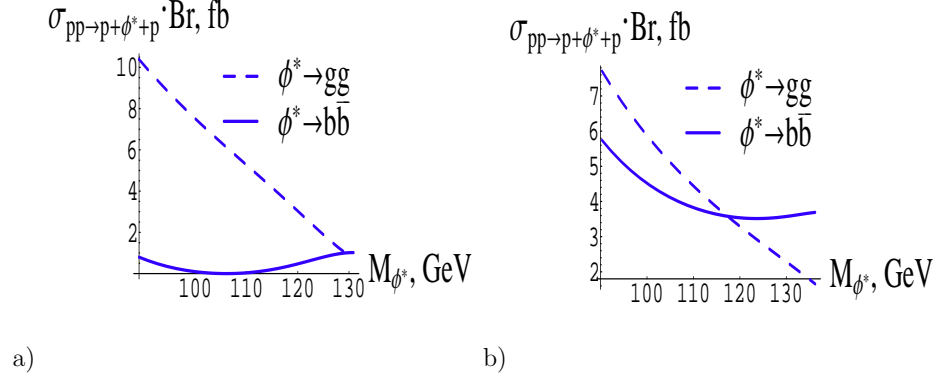


Figure 3: The cross section for the production of the radion in EDDE multiplied by the branching fraction vs. mass of the observable eigenstate. The curves correspond to gg decay mode (dash one) and $b\bar{b}$ (solid one). The parameters of the model are: a) $\Lambda = 2 \text{ TeV}$, $M(h) = 150 \text{ GeV}$, $\alpha = 1=6$; b) $\Lambda = 2 \text{ TeV}$, $M(h) = 150 \text{ GeV}$, $\alpha = 1=6$.

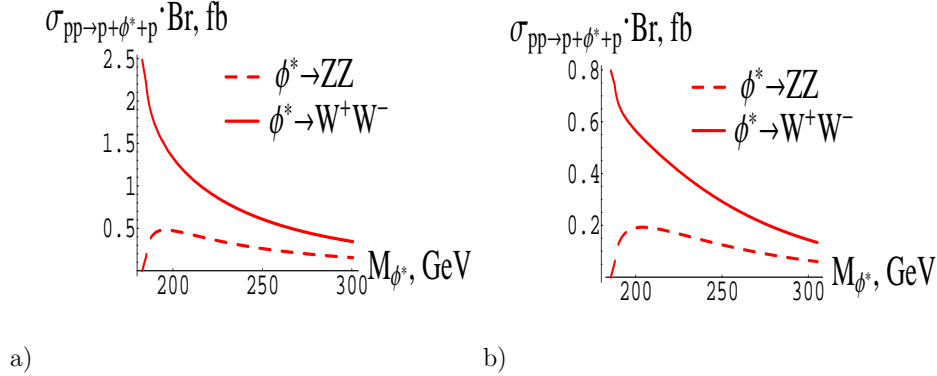


Figure 4: The cross section for the production of the radion in EDDE multiplied by the branching fraction vs. mass of the observable eigenstate. The curves correspond to ZZ decay mode (dash one) and W^+W^- (solid one). The parameters of the model are: a) $\Lambda = 2 \text{ TeV}$, $M(h) = 150 \text{ GeV}$, $\alpha = 1=6$; b) $\Lambda = 2 \text{ TeV}$, $M(h) = 150 \text{ GeV}$, $\alpha = 1=6$.

Here R_c is a radius of the extra dimension in the 4th space-time.

As was already mentioned in the end of Section 1, this case is not favorable for the production of the radion, due to a large value of the scale Λ (remember that it defines the coupling of the radion to the SM fields, see the last term in Eq. (6)). On the contrary, KK graviton production cross section does not depend on Λ , but it is defined by the 5-dimensional Planck scale M_5 only, as it will be demonstrated below.

In the case of small value of the curvature parameter α (9), we have the spectrum of the KK gravitons with the small mass splitting. Since the widths of the massive gravitons, Γ_n , are very small [22],

$$\frac{\Gamma_n}{m_n} \ll 0.31 \frac{m_n}{M_5^2}; \quad (20)$$

the KK gravitons behave like extremely narrow massive spin-2 resonances. Thus, a typical collider signature of the KK graviton production is an imbalance in missing mass of final states with a continuous mass distribution, which could be

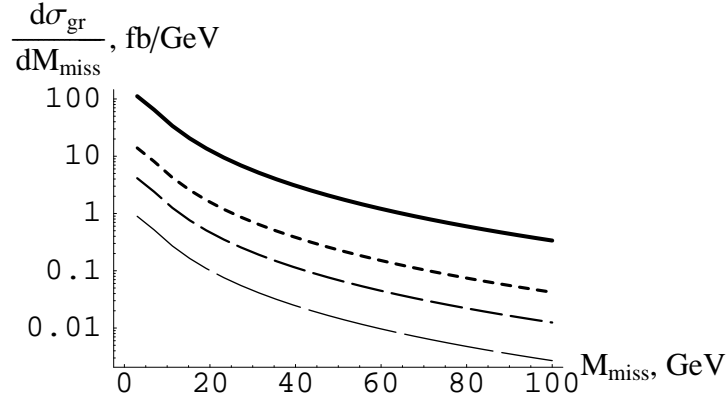


Figure 5: The distribution in the missing mass in the double diffractive production of the KK gravitons in the RS model with the small curvature. The curves correspond (from top to bottom) to $M_5 = 1 \text{ TeV}, 2 \text{ TeV}, 3 \text{ TeV},$ and 5 TeV .

observed in the EDDE-like process of the type

$$p + p \rightarrow p + \text{"nothing"} + p : \quad (21)$$

In other words, one should look for a double diffractive process with a missing mass M_{miss} and "nothing else" in the central region.

It can be shown that the distribution in M_{miss} is proportional to

$$\frac{d\sigma_{\text{gr}}}{dM_{\text{miss}}} \propto \frac{1}{M_5^2} \propto \frac{1}{M_5^3} : \quad (22)$$

In other words, both the distribution in M_{miss} and total cross section σ_{gr} are defined by the fundamental Planck scale in five warped dimensions only, not by the values of Λ and k separately. Since $M_5 \approx 1 \text{ TeV}$, we expect that corresponding cross sections will be large enough to be measured by the common CMS/TOTEM detector [14].

To estimate $d\sigma_{\text{gr}}/dM_{\text{miss}}$ and the total cross section of the graviton production in EDDE, σ_{gr} , numerically we use the model of EDDE described in Section 2. The results of our calculations are presented in Figs 5, 6 and Table 4. The missing mass distribution $d\sigma_{\text{gr}}/dM_{\text{miss}}$ is shown in Fig. 5. In Fig. 6 one can see σ_{gr} as a function of M_5 . The curves in Fig. 6 correspond to various values of M_0 , a lower cut on M_{miss} , which is imposed to suppress the soft photon/graviton contributions, and to provide applicability of our mechanism of exclusive double diffractive production. The cut of M_0 is chosen to be 3, 14 and 30 GeV. An upper cut on M_{miss} is taken to be 90 GeV in order to suppress a possible background from the process $p + p \rightarrow p + \text{neutrinos} + p$. Note that this upper cut-off does not significantly reduce a signal due to a rapid fall-off of $d\sigma_{\text{gr}}/dM_{\text{miss}}$ in variable M_{miss} (see Fig. 5).

Let us underline that the results obtained in this Section do not depend on the physical scale Λ (or curvature parameter k), but depend only on the fundamental gravity scale in five dimensions M_5 .

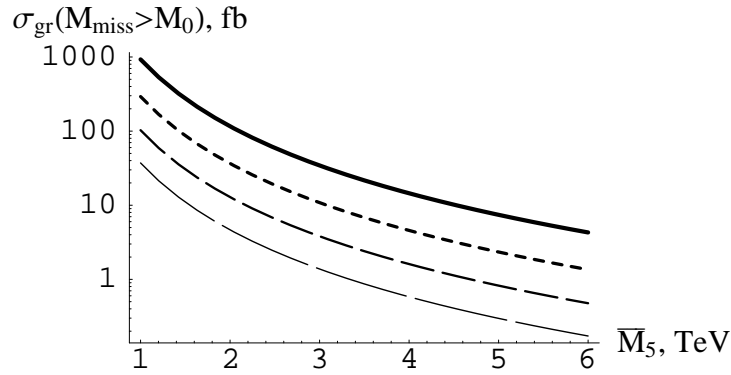


Figure 6: The cross section for double diffractive production of the KK gravitons with masses larger than M_0 as a function of 5-dimensional Planck scale M_5 . The curves correspond (from top to bottom) to $M_0 = 3 \text{ GeV}$, 14 GeV , 30 GeV , and 50 GeV .

Table 3: The integrated luminosity related to M_0 , possible lower experimental limit on missing mass measurements [14]. Here the total efficiency is assumed to be 100%. To get more realistic estimation, one needs further Monte-Carlo simulations.

$M_0, \text{ GeV}$	3	14	30	50
$L, \text{ fb}^{-1}$	0.3	0.3 – 30	30 – 300	30 – 300

Table 4: The expected number of EDDs for the production of the KK gravitons for various values of the fundamental gravity scale M_5 and parameter M_0 . The integrated luminosity is taken from Table 3.

	$M_0, \text{ GeV}$											
$M_5, \text{ TeV}$	3	14			30				50			
1	280	87	8.7	~ 10	3.0	~ 10	3.0	~ 10	1.11	~ 10	1.11	~ 10
2	36	11	1.1	~ 10	390	3.9	~ 10		138	1.38	~ 10	
3	9	3	300		114	1.14	~ 10		42	420		
5	3	0.7	70		24	240			9	90		

4 Conclusions

In this paper we present the evaluation of experimentally observable signals due to extra dimensional gravity effects in a RS-type brane world.

Our estimates show that both extreme options of the RS-type scenario (i.e. those of small and large curvature) give distinctive signals which could be fairly detected at the LHC (possible joint measurements by the CMS and TOTEM LHC Collaborations).

References

- [1] N. Arkani-Hamed, S. Dimopoulos and G. Dvali, Phys. Lett. B 429 (1998) 263;
I. Antoniadis, N. Arkani-Hamed, S. Dimopoulos and G. Dvali, Phys. Lett. B 436 (1998) 257;
N. Arkani-Hamed, S. Dimopoulos and G. Dvali, Phys. Rev. D 59 (1999) 086004.
- [2] L. Randall and R. Sundrum, Phys. Rev. Lett. 83 (1999) 3370.
- [3] L. Randall and R. Sundrum, Phys. Rev. Lett. 83 (1999) 4690; J. Lykken and L. Randall, JHEP 06 (2000) 014.
- [4] C. Charmousis, R. Gregory and V. A. Rubakov, Phys. Rev. D 62 (2000) 067505;
I. Ya. Arefeva, M. G. Ivanov, W. Muck, K. S. Viswanathan and I. V. Volovich, Nucl. Phys. B 590 (2000) 273.
- [5] E. E. Boos, Yu. A. Kubyshin, M. N. Solyakov and I. P. Volobuev, Class. Quant. Grav. 19 (2002) 4591.
- [6] W. D. Goldberger and M. B. Wise, Phys. Rev. Lett. 83 (1999) 4922;
C. Csaki et al., Phys. Rev. D 62 (1999) 045015;
C. Csaki, M. Graesser and G. D. Kribs, ibid D 63 (2001) 064020.
- [7] G. F. Giudice, T. P. Lehn and A. Strumia, Nucl. Phys. B 706 (2005) 455.
- [8] A. V. Kisselev and V. A. Petrov, arXiv:hep-ph/0504203.
- [9] V. A. Petrov and R. A. Ryutin, JHEP 0408 (2004) 013.
- [10] V. A. Petrov and R. A. Ryutin, Eur. Phys. J. C 36 (2004) 509.
- [11] V. A. Petrov, R. A. Ryutin, A. E. Sobol and J.-P. Guillaud, arXiv:hep-ph/0409118, to appear in JHEP.
- [12] V. A. Khoze, A. D. Martin, M. G. Ryskin, Eur. Phys. J. C 19 (2001) 477;
A. De Roeck, V. A. Khoze, A. D. Martin, R. Orava, M. G. Ryskin, Eur. Phys. J. C 25 (2002) 391;
V. A. Khoze, A. D. Martin, M. G. Ryskin, Eur. Phys. J. C 23 (2002) 311;
A. D. Martin, M. G. Ryskin and V. A. Khoze, Phys. Rev. D 56 (1997) 5867.
- [13] A. B. Kaidalov, V. A. Khoze, A. D. Martin and M. G. Ryskin, Eur. Phys. J. C 31 (2003) 387;
V. A. Khoze, A. D. Martin and M. G. Ryskin, Eur. Phys. J. C 24 (2002) 581.

- [14] K . Eggert, M . Orinno and M . Bozzo, TOTEM Technical Design Report, CERN-LHCC-2004-002;
M . Deile, Talk given at the Workshop "Physics at LHC" (July 2004, Vienna),
arXiv:hep-ex/0503042.
- [15] V A . Petrov and A V . Prokudin, Eur. Phys. J. C 23 (2002) 135.
- [16] V A . Khoze, A D . Martin and M G . Ryskin, Eur. Phys. J. C 14 (2000) 525; *ibid.* C 21 (2001) 99;
V A . Khoze, arXiv:hep-ph/0105224.
- [17] V A . Petrov, Talk given at the 6th Workshop on Elastic and Diffractive Scattering (20-24 Jun 1995, Blois, France). In Blois 1995, Frontiers in strong interactions, p. 139-143.
- [18] V A . Petrov, A V . Prokudin and R A . Ryutin, Czech. J. Phys. 55 (2005) 17.
- [19] M . Battaglia, S. De Curtis, A . De Roeck, P. Dominici, and J F . Gunion, Phys. Lett. B 568 (2003) 92.
- [20] G F . Giudice, R . Rattazzi and J D . Wells, Nucl. Phys. B 595 (2001) 250.
- [21] M . Chaichian, A . Datta, K . Huitu and Z . Yu, Phys. Lett. B 524 (2002) 161.
- [22] A V . Kisselev, arXiv:hep-ph/0412367, to appear in Eur. Phys. J. C .