

# On direct extraction of transversity and its accompanying T-odd distribution from the unpolarized and single-polarized Drell-Yan processes

A. N. Sissakian,<sup>1</sup> O. Yu. Shevchenko,<sup>2</sup> A. P. Nagaytsev,<sup>3</sup> and O. N. Ivanov<sup>4</sup>  
Joint Institute for Nuclear Research, 141980 Dubna, Russia

The Drell-Yan (DY) processes with unpolarized colliding hadrons and with the single transversely polarized hadron are considered. The possibility of direct (without any model assumptions) extraction of both transversity and its accompanying T-odd parton distribution functions (PDF) is discussed. For DY processes measurements planned at GSI the preliminary estimations demonstrate that it is quite real to extract both transversity and its accompanying T-odd PDF in the PAX conditions.

PACS numbers: 13.65.Ni, 13.60.Hb, 13.88.+e

The advantage of DY process for extraction of PDF, is that there is no need of any fragmentation functions. While the double transversely polarized DY process  $H_1 H_2 \rightarrow l^+ l^- X$  allows to directly extract the transversity distributions (see ref. [1] for review), in the single polarized DY  $H_1 H_2 \rightarrow l^+ l^- X$  the access to transversity is rather difficult since it enters the respective cross-section in the complex convolution with another unknown T-odd PDF (see below). At the same time it is, certainly very desirable to manage to get the transversity PDF from unpolarized and single-polarized DY processes as an alternative possibility. Besides, T-odd PDF are very intriguing and interesting objects in themselves, so that it is very important to extract them too.

The main goal of this paper is to investigate the possibility to completely disentangle PDFs corresponding to the unpolarized and single-polarized DY processes.

Let us first consider the results of ref. [2] for both unpolarized and single-polarized DY processes. In that paper the Collins-Soper frame  $e^+$  is used (see Fig. 3 in ref. [2]), where one deals with three angles  $\theta$ ,  $\phi$ , and  $\psi$ . Two angles,  $\theta$  and  $\phi$ , are common for both unpolarized and polarized DY processes. These are the polar and azimuthal angles of lepton pair. Third angle,  $\psi$ , does appear when hadron two is transversely polarized, and this is just the azimuthal angle of  $S_{2T}$  measured with respect to lepton plane.

We consider here the case of pure transverse polarization of hadron two, so that we put  $\theta_1 = 0$  and  $\phi_{1T} = 1$  ( $\theta_2 = 0$  and  $\phi_{2T} = 1$  in our notation) in the respective equations of ref. [2] (Eqs. (21) and (22) in ref. [2]) for unpolarized and single polarized cross-sections. Besides, taking into account only the dominating electromagnetic contributions and neglecting (just as in ref. [2]) the "higher harmonic" term containing  $\cos 3\psi$  dependence, one gets the following simplified

equations for the QPM unpolarized and single-polarized cross-sections:

$$\frac{d^{(0)}(H_1 H_2 \rightarrow l^+ l^- X)}{d\theta_1 d\theta_2 d\phi_1 d\phi_2 d\psi} = \frac{2}{12Q^2} X_q e_q^2 (1 + \cos^2 \theta) F[f_{1q} f_{1q}] + \sin^2 \theta \cos(2\phi) F[(2\hat{n} \cdot \hat{k}_T \hat{n} \cdot \hat{k}_T - k_{1T} k_{2T}) \frac{h_{1q}^2 h_{1q}^2}{M_1 M_2}] ; \quad (1)$$

and

$$\frac{d^{(1)}(H_1 H_2 \rightarrow l^+ l^- X)}{d\theta_1 d\theta_2 d\phi_1 d\phi_2 d\psi} = \frac{2}{12Q^2} X_q e_q^2 (1 + \cos^2 \theta) F[f_{1q} f_{1q}] + \sin^2 \theta \cos(2\phi) F[(2\hat{n} \cdot \hat{k}_T \hat{n} \cdot \hat{k}_T - k_{1T} k_{2T}) \frac{h_{1q}^2 h_{1q}^2}{M_1 M_2}] + (1 + \cos^2 \theta) \sin(\psi) F[\hat{n} \cdot \hat{k}_T \frac{f_{1q}^q f_{1q}^q}{M_2}] + \sin^2 \theta \sin(\psi + \psi_2) F[\hat{n} \cdot \hat{k}_T \frac{h_{1q}^2 h_{1q}^2}{M_1}] ; \quad (2)$$

Here  $\hat{n} = \mathbf{q}_T / q_T$ ,  $h_{1q}(x; k_T)$  is the  $k_T$ -dependent transversity distribution, while  $h_{1q}^2(x; k_T)$  and  $f_{1q}^2(x; k_T)$  are  $k_T$ -dependent T-odd PDFs (see ref. [1] for review). The convolution product is defined [2] as

$$F[f_q f_q] = \int_0^1 dx_1 \int_0^1 dx_2 \delta^2(k_{1T} + k_{2T} - q_T) f_q(x_1; k_{1T}^2) f_q(x_2; k_{2T}^2) + (1 \leftrightarrow 2) ; \quad (3)$$

Let us first consider the purely unpolarized DY process. Notice that Eq. (1) is very inconvenient in application because of the complicated  $q_T$  and  $k_T$  dependence entering Eq. (1) via the convolution, Eq. (3). To deal with Eq. (1) the model

$$h_{1q}^2(x; k_T^2) = \frac{T}{C_H^q} \frac{M_C M_H}{k_T^2 + M_C^2} e^{-T k_T^2} f_{1q}(x); \quad (4)$$

<sup>1</sup> Electronic address: sisakian@jinr.ru

<sup>2</sup> Electronic address: shev@mail.cem.ch

<sup>3</sup> Electronic address: naga.jev@mail.desy.de

<sup>4</sup> Electronic address: ivon@jinr.ru

<sup>1</sup> See [1] for detail of the respective kinematics.



[10, 11], so that we concentrate here on the asymmetry  $A_h$  given by Eqs. (12) and (13).

Notice that asymmetry  $A_h$  given by Eqs. (12), (13) is inconvenient in application because of the complicated  $q_T$  and  $k_T$  dependence entering the convolution.

So, we again apply the  $q_T$  integration method [6, 7, 8] (see also its application for the SIDIS processes in ref. [9] and for the Sivers PDF extraction from the single polarized DY in ref. [10]):

$$\hat{A}_h = \frac{\int_0^R d s_2 \int_0^R d^2 q_T (\frac{1}{2} M_1) \sin(\frac{1}{2} \pi + s_2) [\hat{d}(S_{2T}) - \hat{d}(-S_{2T})]}{\int_0^R d s_2 \int_0^R d^2 q_T [\hat{d}(S_{2T}) + \hat{d}(-S_{2T})]}; \quad (15)$$

so that one easily gets

$$\hat{A}_h = \frac{1}{2} \frac{\sum_q e_q^2 [h_{1q}^{(1)}(x_1) h_{1q}(x_2) + (1 \leftrightarrow 2)]}{\sum_q e_q^2 [f_{1q}(x_1) f_{1q}(x_2) + (1 \leftrightarrow 2)]}; \quad (16)$$

Thus, one can see that  $\hat{A}_h$  is also factorized in the simple product of  $h_1^{(1)}$  and  $h_1$ .

Among variety of DY processes, DY processes with

antiproton ( $pp \rightarrow l^+ l^- X$ ,  $pp \rightarrow l^+ l^- X$ ,  $p^+ p^- \rightarrow l^+ l^- X$ ) have essential advantage because the charge conjugation symmetry can be applied. Indeed, due to charge conjugation, antiquark PDF from the antiproton are equal to the respective quark PDF from the proton. Thus, Eqs. (10), (16) in the case of pp collisions are rewritten as

$$\hat{k}_{pp \rightarrow l^+ l^- X} = 8 \frac{\sum_q e_q^2 [h_{1q}^{(1)}(x_1) h_{1q}^{(1)}(x_2) + h_{1q}^{(1)}(x_1) h_{1q}^{(1)}(x_2)]}{\sum_q e_q^2 [f_{1q}(x_1) f_{1q}(x_2) + f_{1q}(x_1) f_{1q}(x_2)]}; \quad (17)$$

and

$$\hat{A}_h_{pp \rightarrow l^+ l^- X} = \frac{1}{2} \frac{\sum_q e_q^2 [h_{1q}^{(1)}(x_1) h_{1q}(x_2) + h_{1q}(x_1) h_{1q}^{(1)}(x_2)]}{\sum_q e_q^2 [f_{1q}(x_1) f_{1q}(x_2) + f_{1q}(x_1) f_{1q}(x_2)]}; \quad (18)$$

where now all PDF refer to protons. Neglecting squared antiquark and strange quark PDF contributions to proton and taking into account the quark charges and u quark dominance at large<sup>6</sup>  $x$ , Eqs. (17) and (18) are essentially given by

$$\hat{k}_{pp \rightarrow l^+ l^- X}(x_1; x_2) = 8 \frac{h_{1u}^{(1)}(x_1) h_{1u}^{(1)}(x_2)}{f_{1u}(x_1) f_{1u}(x_2)}; \quad (19)$$

and

$$\hat{A}_h(x_1; x_2)_{pp \rightarrow l^+ l^- X} = \frac{1}{2} \frac{h_{1u}^{(1)}(x_1) h_{1u}(x_2)}{f_{1u}(x_1) f_{1u}(x_2)}; \quad (20)$$

One can see that the system of Eqs. (19) and (20) has very simple and convenient in application form. Measuring the quantity  $\hat{k}$  in unpolarized DY (Eqs. (6),

(7)) and using Eq. (19) one can obtain the quantity  $h_{1u}^{(1)}$ . Then, measuring SSA, Eq. (15), and using the obtained quantity  $h_{1u}^{(1)}$ , one can eventually extract the transversity distribution  $h_{1u}$  using Eq. (20). Let us stress once again that now there is no need in any model assumptions about  $k_T$  dependence of  $h_1^2$  distributions.

In practice one should apply Eqs. (19) and (20) at the points<sup>7</sup>  $x_1 = x_2 = x$  (i.e.,  $x_F = x_1 = x_2 = 0$ ), so that

$$h_{1u}^{(1)}(x) = f_{1u}(x) \frac{\hat{k}(x; x)}{8}; \quad (21)$$

<sup>6</sup> The large  $x$  values is the peculiarity of the pp experiments planned at GSI (see ref. [12])

<sup>7</sup> The different points  $x_F = 0$  can be reached changing  $Q^2$  value at fixed  $s = x_1 x_2 Q^2 = Q^2$ .

and

$$h_{1u}(x) = \frac{P - \frac{\hat{A}_h(x;x)}{2\hat{k}(x;x)} f_{1u}(x)}{\hat{k}(x;x)} \quad (22)$$

To estimate the possibility of  $h_{1u}^{(1)}$  and  $h_{1u}$  measurement, the special simulation of DY events with the PAX kinematics [12] are performed. The proton-antiproton collisions are simulated with PYTHIA event generator [13]. Two samples are prepared: for the collider mode (15 GeV antiproton beam colliding on the 3.5 GeV proton beam) and for fixed target mode (22 GeV antiproton beam colliding on an internal hydrogen target). Each sample contains about 100 K pure Drell-Yan events. Notice, that this is just the statistics planned to achieve by PAX. Indeed (see ref. [12]), the sample for collider mode corresponds to about one year of data-taking with a cross-section of 40 mb and a luminosity of  $2 \cdot 10^{30} \text{ cm}^{-2} \text{ s}^{-1}$ . For fixed target mode it can take about three months with a cross-section of 30 mb and a luminosity of about  $10^{31} \text{ cm}^{-2} \text{ s}^{-1}$ .

The events are weighted with the ratio of DY cross-sections given by Eqs. (5) and (8), where dependencies of  $q_T$  and  $x_1$  are taken from ref. [4]. The angular distributions of  $\hat{R}$  (Eqs. (6) and (7)) for both samples are studied just as it was done in ref. [4] with respect to  $R$  (Eqs. (5), (8)). The results are shown in Fig. 1. The values of  $\hat{k}$  at averaged  $Q^2$  for both modes are found to be  $1.2 \pm 0.2$  for collider mode and  $1.0 \pm 0.2$  for fixed target mode.

The quantity  $h_{1u}^{(1)}$  is reconstructed from the obtained values of  $\hat{k}$  using Eq. (21) with  $x_F = 0 \pm 0.04$ . The results are shown in Fig. 2. The obtained values of  $h_{1u}^{(1)}$  are in accordance (in order of value) with the respective values obtained with the model (4) for  $h_{1u}^2(x; k_T)$ . Indeed, for example for the collider mode ( $Q_{\text{average}}^2 = 9 \text{ GeV}^2$ , so that  $x_1 = x_2 = 0.2$  at the point  $x_F = 0$ ) the results from the simulations and from the model (4) are  $h_{1u}^{(1)} = 1$  and  $h_{1u}^{(1)} = 0.5$ , respectively. At the same time, looking at Figs. 1 and 2, one can see that the quantities  $\hat{k}$  and  $h_{1u}^{(1)}$  are measurable with the statistics expected by PAX (see above).

Using the obtained values of  $h_{1u}^{(1)}$  we estimate the expected SSA given by Eq. (20). The results are shown in Figs. 3 and 4. To estimate the  $h_1$  values entering SSA we follow the procedure of Ref. [14].

Since we deal with the weighted cross-sections, it is relevant to estimate the upper bound on asymmetry  $A_h$  given by Eq. (20). Obtaining  $h_{1u}^{(1)}$  and  $h_{1u}$  one deals with Eqs. (19), (20) applied at the points  $x_1 = x_2 = \sqrt{Q^2/s}$ , so that we perform the estimation of the upper bounds on  $A_h$  at the points  $x_F = 0$  corresponding to the average  $Q^2$  values for both collider and fixed target modes. The maximally allowed value of  $h_{1u}$  can be found using the Soer [15] inequality  $|h_{1u}| \leq (f_{1u} + g_{1u})/2$ . For the PAX kinematics

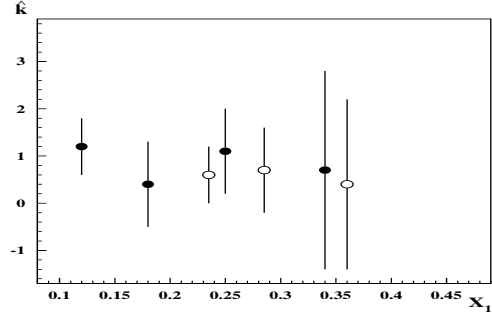


FIG. 1:  $\hat{k}$  versus  $x_1$  at  $x_F = 0$ . Data is obtained with MC simulations for collider (closed circles) and for fixed target mode (open circles). For better visibility (to avoid overlapping) the points for collider (fixed target) mode are shifted 0.01 to the left (right) along the x-axis.

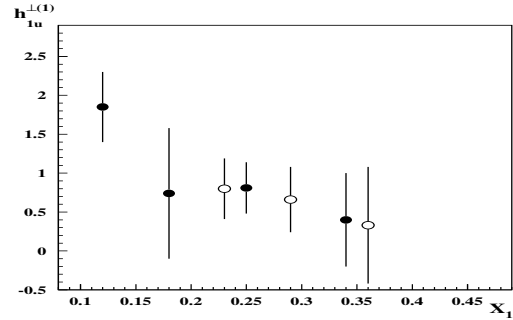


FIG. 2:  $h_{1u}^{(1)}$  versus  $x_1$  at  $x_F = 0$ . Data is obtained with MC simulations for collider (closed circles) and for fixed target mode (open circles). For better visibility (to avoid overlapping) the points for collider (fixed target) mode are shifted 0.01 to the left (right) along the x-axis.

$s = 43 \text{ GeV}^2$ ,  $Q_{\text{average}}^2 = 5 \text{ GeV}^2$  for the fixed target mode and  $s = 215 \text{ GeV}^2$ ,  $Q_{\text{average}}^2 = 9 \text{ GeV}^2$  for the collider mode. Thus, at the point  $x_F = 0$  we deal with,  $x_1 = x_2 = 0.3$  and  $x_1 = x_2 = 0.2$  for the fixed target and collider modes, respectively. Then, the Soer inequality gives<sup>8</sup>  $h_{1u \text{ max}} = 1.5$  ( $f_{1u} = 1.9$ ,  $g_{1u} = 1.0$ ) for fixed target mode and  $h_{1u \text{ max}} = 2.3$  ( $f_{1u} = 3.1$ ,  $g_{1u} = 1.5$ ) for collider mode. On the other hand, the quantity  $h_{1u}^{(1)}$  is about 0.5 for the collider mode and about 0.3 for the fixed target mode in the Boer's model (4). At the same time, at  $Q_{\text{average}}^2$  and  $x_F = 0$ , the simulation give  $\hat{k} = 1.0 \pm 0.2$  for fixed target mode

<sup>8</sup> Performing these estimations we use GRSV2000LO parametrization [16] for  $g_{1u}$  and GRV98LO parametrization [17] for  $f_{1u}$ .

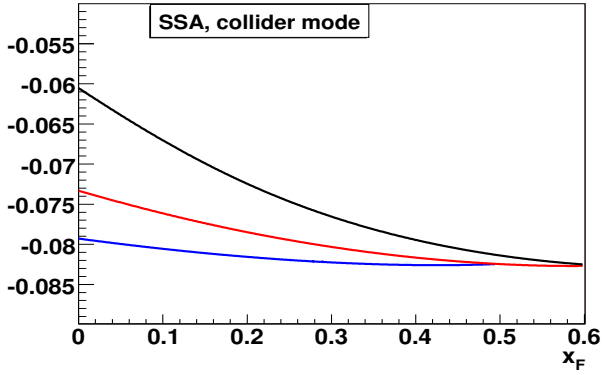


FIG. 3: (Color online) SSA given by Eq. (20) versus  $x_F$  for collider mode for three values of  $Q^2$ :  $50 \text{ GeV}^2$  (lower curve),  $25 \text{ GeV}^2$  (middle curve) and  $9 \text{ GeV}^2$  (upper curve).

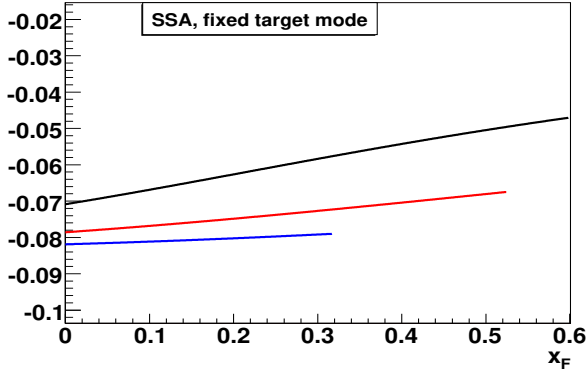


FIG. 4: (Color online) SSA given by Eq. (20) versus  $x_F$  for fixed target mode for three values of  $Q^2$ :  $16 \text{ GeV}^2$  (lower curve),  $9 \text{ GeV}^2$  (middle curve) and  $4 \text{ GeV}^2$  (upper curve).

and  $\hat{k} = 1.2 \pm 0.2$  for collider mode, which means that  $h_{1u}^{(1)}$  is about unity for both modes. Thus, we put  $h_{1u}^{(1)} \approx 1$  for estimation of upper bound on  $A_h$  at  $x_F \approx 0$ . With these estimations of  $h_{1u}^{(1)}$  and

$h_{1u}^{(1)}$ , Eq. (20) gives the following upper bounds on SSA:  $A_h^{(max)} \approx 0.2$  for the fixed target mode and  $A_h^{(max)} \approx 0.1$  for the collider mode. One can see that the estimations presented by Figs. 3, 4 are in accordance with these upper bounds.

Looking at Figs. 3 and 4 one can see that for both modes SSA is estimated to be about 6-8%. On the other hand, as it was argued in Ref. [12] (see section "Single Spin asymmetries and Sivers Function", p. 25), SSA of the order 5-10% should definitely be measurable at PAX."

Thus, it is shown that it is possible to directly extract the transversity and its accompanying T-odd PDF from the unpolarized and single polarized DY processes with antiproton participation. It is of importance that there is no need in any model assumptions about  $k_T$  dependence of  $h_1^2$ . One can directly extract both  $h_1$  and first moment of  $h_1^2$  from the single-polarized and unpolarized DY processes, due to these quantities enter the measured  $\hat{k}$  and SSA  $A_h$  in the form of simple product instead of complex convolution. The preliminary estimations for PAX kinematics show the possibility to measure both  $\hat{k}$  and SSA  $A_h$  and then to extract the quantities  $h_1^{(1)}$  and  $h_1$ . Certainly, the estimations of values of  $\hat{k}$  and  $A_h$  obtained in this paper are very preliminary and show just the order of values of these quantities. For more precise estimations one needs the Monte-Carlo generator more suitable for DY processes studies (see, for example, ref. [3]) than Pythia generator which we used (with the proper weighting of events) here.

Notice, that it is straightforward to properly modify the procedure discussed in this paper to DY processes:  $p + X$  and  $p + X$ , which could be studied [18] in the COMPASS experiment at CERN.

The authors are grateful to M. Anselmino, R. Bertini, O. Denisov, A. Efremov, A. Kacharava, V. Kuvshinov, A. Kulikov, P. Lenisa, A. Maggiora, A. Olshevsky, G. Piragino, G. Pontecorvo, F. Rathmann, I. Savin, M. Tabidze, O. Teryaev and W. Vogelsang for fruitful discussions.

[1] V. Barone, A. D'rago, and P. G. Ratcliffe, Phys. Rep. 359, 1 (2002).  
 [2] D. Boer, Phys. Rev. D 60, 014012 (1999).  
 [3] A. Bianconi, M. Radici hep-ph/0412368.  
 [4] J. S. Conway et al, Phys. Rev. D 39, 92 (1989).  
 [5] NA10 Collaboration, Z. Phys. C 31, 513 (1986); Z. Phys. C 37, 545 (1988).  
 [6] D. Boer, R. Jakob, P. J. Mulders, Nucl. Phys. B 504, 345 (1997).  
 [7] D. Boer, R. Jakob, P. J. Mulders, Phys. Lett. B 424, 143 (1998).  
 [8] D. Boer, P. J. Mulders, Phys. Rev. D 57, 5780 (1998).  
 [9] HERMES collaboration (A. Airapetian et al), Phys. Rev. Lett. 84, 4047 (2000); Phys. Rev. D 64, 097101

(2001); Phys. Lett. B 562, 182 (2003); Phys. Rev. Lett. 94, 012002 (2005).  
 [10] A. V. Efremov et al, Phys. Lett. B 612, 233 (2005).  
 [11] M. Anselmino, U. D'Alesio, F. Murgia, Phys. Rev. D 67, 074010 (2003).  
 [12] PAX Collaboration, "Antiproton-Proton Scattering Experiments with Polarization", Jülich, April 2005, accessible electronically via [http://www.fz-juelich.de/ikp/pax/publications/tp\\_PAX.pdf](http://www.fz-juelich.de/ikp/pax/publications/tp_PAX.pdf)  
 [13] T. Sjöstrand et al, hep-ph/0308153.  
 [14] M. Anselmino, V. Barone, A. D'rago, N. N. Nikolaev, Phys. Lett. B 594, 97 (2004).  
 [15] J. Soer, Phys. Rev. Lett. 74, 1292 (1995).  
 [16] M. Glück, E. Reya, M. Stratmann, W. Vogelsang,

- Phys.Rev.D 63, 094005 (2001).
- [17] M . G luck, E . Reya, A . Vogt, Eur.Phys. J. C 5, 461 (1998).
- [18] R . Bertini et al., private communication.