

Is $D_{sJ}^+(2632)$ the first radial excitation of $D_s^*(2112)$?

Chao-Hsi Chang,^{1,2,*} C. S. Kim,^{3,†} and Guo-Li Wang^{2,3,‡}

¹*CCAST (World Laboratory), P.O.Box 8730, Beijing 100080, China[§]*

²*Institute of Theoretical Physics, Chinese Academy of Sciences,
P.O.Box 2735, Beijing 100080, China.*

³*Department of Physics, Yonsei University, Seoul 120-749, Korea*

Abstract

We present a detailed analysis of the $D_{sJ}^+(2632)$ observed by SELEX, which is based on the assumption that $D_{sJ}^+(2632)$ is the first radial excitation of the 1^- ground state $D_s^*(2112)$. By solving the instantaneous Bethe-Salpeter equation, we obtain the mass 2658 ± 15 MeV for the first radial excitation state, which is about 26 MeV heavier than the experimental value 2632 ± 1.7 MeV. By employing PCAC, low-energy theorem and a direct calculation on the transition matrix element, we obtain the decay widths: $\Gamma(D_{sJ}^+ \rightarrow D_s^+ \eta) = 4.07 \pm 0.34$ MeV, $\Gamma(D_{sJ}^+ \rightarrow D^0 K^+) \simeq \Gamma(\Gamma(D_{sJ}^+ \rightarrow D^+ K^0) = 8.9 \pm 1.2$ MeV, and the ratio $\Gamma(D_{sJ}^+ \rightarrow D^0 K^+)/\Gamma(D_{sJ}^+ \rightarrow D_s^+ \eta) = 2.2 \pm 0.2$ as well. This ratio is quite different from the SELEX data 0.14 ± 0.06 . The summed decay width of those three channels is approximately 21.7 MeV, already larger than the observed upper bound for the full width (≤ 17 MeV). Therefore, we suspect that it is too early to conclude that $D_{sJ}^+(2632)$ is the first radial excitation of the 1^- ground state $D_s^*(2112)$, though many authors favored such assumption. We also show that the possible explanation through the D -wave 1^- state or the $S - D$ mixing cannot resolve the relative ratio $\Gamma(D_{sJ}^+ \rightarrow D^0 K^+)/\Gamma(D_{sJ}^+ \rightarrow D_s^+ \eta)$ in the right direction.

[§] Not mailing address.

*Electronic address: zhangzx@itp.ac.cn

†Electronic address: cskim@yonsei.ac.kr

‡Electronic address: glwang@cskim.yonsei.ac.kr; glwang@itp.ac.cn

I. INTRODUCTION

Last year the SELEX Collaboration reported the first observation of a narrow charmed meson $D_{sJ}^+(2632)$ with the mass of 2632.5 ± 1.7 MeV and decay width $\Gamma_{tot} \leq 17$ MeV at 90% confidence level [1]. This state has been seen in two decay modes, $D_s^+\eta$ and D^0K^+ , with a relative branching ratio $\Gamma(D_{sJ}^+ \rightarrow D^0K^+)/\Gamma(D_{sJ}^+ \rightarrow D_s^+\eta) = 0.14 \pm 0.06$. This relative branching ratio is rather unusual because the phase space of channel D^0K^+ is 1.5 times larger than that of the channel $D_s^+\eta$ and according to the SU(3) flavor symmetry the ratio $\Gamma(D_{sJ}^+ \rightarrow D^0K^+)/\Gamma(D_{sJ}^+ \rightarrow D_s^+\eta) \geq 2.3$ [2] if the quark content of $D_{sJ}^+(2632)$ is $c\bar{s}$, and the reference [3] gave an estimate of $\Gamma(D_{sJ}^+ \rightarrow D^0K^+)/\Gamma(D_{sJ}^+ \rightarrow D_s^+\eta) = 7.0$. Since the $D_{sJ}^+(2632)$ is above the threshold for D^0K^+ and $D_s^+\eta$, and its decays to these final states are Okubo-Zweig-Iizuka (OZI) allowed processes, it is also strange that it has a narrow width (≤ 17 MeV).

Why this state is so narrow and dominated by the $D_s^+\eta$ decay mode has inspired a lot of theoretical interest [2, 3, 4, 5, 6, 7, 8, 9, 10, 11, 12, 13, 14, 15], with many possible explanations, *e.g.* the first radial excitation of $D_s^*(2112)$, a tetraquark, a hybrid, a two-meson molecule, a diquark-antidiquark bound state, *etc.* Among them the most plausible candidate is the first radial excitation of $D_s^*(2112)$, the 2^3S_1 state, since it is the likely conventional meson with component of $c\bar{s}$ which has not been found. And even though the mass of 2632 MeV is about 100 MeV below the traditional potential model prediction (for example, see [16]), the similar situation has been found in the new narrow charm-strange 0^+ meson $D_{sJ}(2317)$, favored as the conventional $c\bar{s}$ state. Furthermore, Simonov and Tjon [4] showed a possible mechanism to shift down the meson mass by the coupled-channel analysis method. Chao [5] gave a reasonable argument that the node structure in the 2^3S_1 state may explain the small decay width and unusual decay modes.

In this letter, we assume $D_{sJ}^+(2632)$ as the ordinary 2^3S_1 state, that is, the first radial excitation of vector meson $D_s^*(2112)$. Then we solve the instantaneous Bethe-Salpeter equation [17], and give our prediction of mass for 2^3S_1 state. At the same time, we obtain the wave functions of the relevant mesons. By using the reduction formula, PCAC relation and low energy theorem, we write the transition S -matrix as a formula involving the light meson decay constant and the corresponding axial current transition matrix element between two heavy mesons, which in turn can be written as an overlapping integral of the relevant wave functions. Then, we give a detailed consideration of the node structure in 2^3S_1 wave function. Since the node structure is not enough to explain simultaneously the full width

and the ratio $\Gamma(D_{sJ}^+ \rightarrow D^0 K^+)/\Gamma(D_{sJ}^+ \rightarrow D_s^+ \eta)$ to fit the data, we also try to make a rough estimate of these two quantities by assuming $D_{sJ}^+(2632)$ as the D -wave 1^- vector state as well as considering the possible $S - D$ wave mixing.

II. PREDICTION OF MASS

In our previous papers [18, 19], we solved exactly the instantaneous Bethe-Salpeter equations (or the Salpeter equations [20]) to describe the behavior of 0^- and 1^- states. In Refs. [18], we have given the mass spectra and wave functions of pseudoscalar D_s , D^0 and D^+ , and the mass spectra of all these heavy 0^- states, which are consistent with experimental data quite well. For the instantaneous Bethe-Salpeter equation of 1^- states [19], we have used the same parameters as used in [18], only changing the parameter V_0 to fit data because V_0 is the only parameter which can be different for 0^- and 1^- states when their quark contents are the same. In this letter we first solve the full Salpeter 1^- equation through fitting the ground state mass at 2112 MeV ($D_s^*(2112)$) to fix the parameter V_0 . After fixing the parameter V_0 , we then give the predictions of the first radial excitation state. Since we are only interested in the leading order estimate, which lets us see the problem clearly, we assume in our calculation that the first radial excitation state D_{sJ}^+ is a pure S wave state, excluding the possible mixing between S wave and D wave states. Later in this letter we will also consider the D wave contribution. Our prediction for the mass of the first radial excitation state is 2658 ± 15 MeV, which is about 26 MeV heavier than the experimental data 2632 ± 1.7 MeV.

III. TRANSITION MATRIX ELEMENT

In this section we give a detailed description for the calculation of the transition matrix element. By using the reduction formula, the transition S -matrix of decay $D_{sJ}^+ \rightarrow D^0 K^+$ (similar to the channel $D_{sJ}^+ \rightarrow D^+ K^0$) can be written as:

$$\langle D(P_{f1})K(P_{f2})|D_{sJ}^+(P)\rangle = \int d^4x e^{iP_{f2}\cdot x} (M_K^2 - P_{f2}^2) \langle D(P_{f1})|\Phi_K(x)|D_{sJ}^+(P)\rangle, \quad (1)$$

where P , P_{f1} and P_{f2} are the total momenta of initial state 2^3S_1 , final state heavy meson and final state light meson, respectively (see Figure 1); M_K is the mass of the final light meson. The PCAC relates the meson field $\Phi_K(x)$ with a current $\Phi_K(x) = \frac{1}{M_K^2 f_K} \partial^\mu (\bar{q} \gamma_\mu \gamma_5 s)$, where f_K is the decay constant of light meson; q is u for K^+ , d for K^0 , respectively. Then

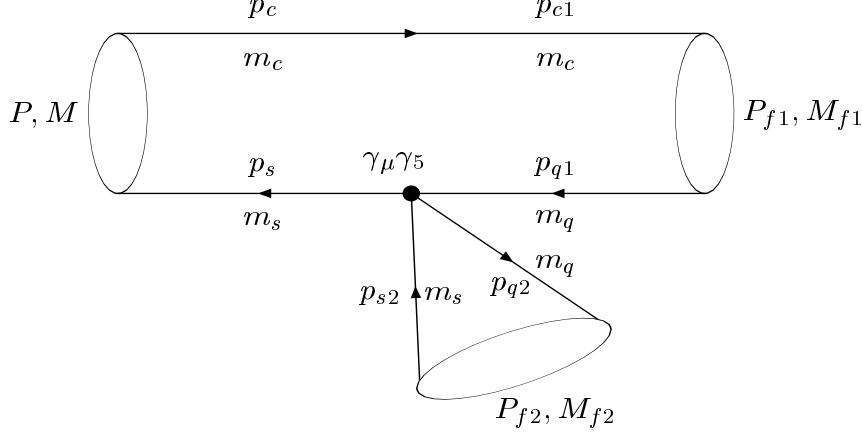


FIG. 1: Diagram for the transition of $D_{sJ}^+(2632)$ decay.

the S -matrix becomes

$$\begin{aligned} \langle D(P_{f1})K(P_{f2})|D_{sJ}^+(P)\rangle &= \frac{(M_K^2 - P_{f2}^2)}{M_K^2 f_K} \int d^4x e^{iP_{f2} \cdot x} \langle D(P_{f1})|\partial^\mu (\bar{q}\gamma_\mu \gamma_5 s)|D_{sJ}^+(P)\rangle \\ &= \frac{-iP_{f2}^\mu (M_K^2 - P_{f2}^2)}{M_K^2 f_K} \int d^4x e^{iP_{f2} \cdot x} \langle D(P_{f1})|\bar{q}\gamma_\mu \gamma_5 s|D_{sJ}^+(P)\rangle, \end{aligned} \quad (2)$$

and with the low energy theorem this equation can be written approximately as:

$$\approx \frac{-iP_{f2}^\mu}{f_K} \int d^4x e^{iP_{f2} \cdot x} \langle D(P_{f1})|\bar{q}\gamma_\mu \gamma_5 s|D_{sJ}^+(P_i)\rangle. \quad (3)$$

And, finally, we have

$$\langle D(P_{f1})K(P_{f2})|D_{sJ}^+(P_i)\rangle = (2\pi)^4 \delta^4(P_i - P_{f1} - P_{f2}) \frac{-iP_{f2}^\mu}{f_K} \langle D(P_{f1})|\bar{q}\gamma_\mu \gamma_5 s|D_{sJ}^+(P_i)\rangle. \quad (4)$$

For the decay $D_{sJ}^+ \rightarrow D_s^+ \eta$, the equation is similar, but there is $\eta - \eta'$ mixing. Including the $\eta - \eta'$ mixing, the PCAC relation reads as

$$\begin{aligned} \Phi_\eta(x) &= \cos \theta \Phi_{\eta_8}(x) + \sin \theta \Phi_{\eta_0}(x) \\ &= \frac{\cos \theta}{M_{\eta_8}^2 f_{\eta_8}} \partial^\mu \left(\frac{\bar{u}\gamma_\mu \gamma_5 u + \bar{d}\gamma_\mu \gamma_5 d - 2\bar{s}\gamma_\mu \gamma_5 s}{\sqrt{6}} \right) + \frac{\sin \theta}{M_{\eta_0}^2 f_{\eta_0}} \partial^\mu \left(\frac{\bar{u}\gamma_\mu \gamma_5 u + \bar{d}\gamma_\mu \gamma_5 d + \bar{s}\gamma_\mu \gamma_5 s}{\sqrt{3}} \right) \\ &= \partial^\mu (\bar{s}\gamma_\mu \gamma_5 s) \left[\frac{-2 \cos \theta}{\sqrt{6} M_{\eta_8}^2 f_{\eta_8}} + \frac{\sin \theta}{\sqrt{3} M_{\eta_0}^2 f_{\eta_0}} \right], \end{aligned} \quad (5)$$

where f_{η_8} , f_{η_0} are the decay constants of octet η_8 and singlet η_0 , respectively. Then the transition matrix element becomes

$$\langle D_s(P_{f1})\eta(P_{f2})|D_{sJ}^+(P_i)\rangle = (2\pi)^4 \delta^4(P_i - P_{f1} - P_{f2}) (-iP_{f2}^\mu)$$

$$\times \left[\frac{-2M_\eta^2 \cos \theta}{\sqrt{6}M_{\eta 8}^2 f_{\eta 8}} + \frac{M_\eta^2 \sin \theta}{\sqrt{3}M_{\eta 0}^2 f_{\eta 0}} \right] \langle D_s(P_{f1}) | \bar{s} \gamma_\mu \gamma_5 s | D_{sJ}^+(P_i) \rangle. \quad (6)$$

Note that the decays $D_{sJ}^+(2632) \rightarrow D_s^+$ are OZI-rule-allowed, so we may ignore anomaly of the PCAC safely in Eqs. (2,6).

According to the Mandelstam formalism [21], at the leading order, the matrix element $\langle D(P_{f1}) | \bar{q} \gamma_\mu \gamma_5 s | D_{sJ}^+(P_i) \rangle$ can be written as [22]:

$$\langle D(P_{f1}) | \bar{q} \gamma_\mu \gamma_5 s | D_{sJ}^+(P) \rangle = \int \frac{d\vec{q}}{(2\pi)^3} \text{Tr} \left[\bar{\varphi}_{P_{f1}}^{++}(\vec{q} - \frac{m_c}{m_c + m_q} \vec{r}) \frac{\not{P}}{M} \varphi_{P_i}^{++}(\vec{q}) \gamma_\mu \gamma_5 \right], \quad (7)$$

where m_c and m_q is the mass of c and q ($q = u, d, s$) quark; \vec{r} is the recoil three dimensional momentum of the final state D meson. p_c, p_s are the momenta of c and s quark in the initial meson, respectively. And the relative momentum \vec{q} is defined as $\vec{q} \equiv \vec{p}_c - \frac{m_c}{m_c + m_s} \vec{P} \equiv \frac{m_s}{m_c + m_s} \vec{P} - \vec{p}_s$, in the center of mass system of the initial meson, and it becomes $\vec{q} \equiv \vec{p}_c \equiv -\vec{p}_s$; $\varphi_{P_i}^{++}$, and $\varphi_{P_{f1}}^{++}$ are called the positive energy wave function of the initial and final heavy mesons, and $\bar{\varphi}_{P_{f1}}^{++} = -\gamma_0(\varphi_{P_{f1}}^{++})^+ \gamma_0$. The positive energy wave function of D^0 can be found in paper [18]:

$$\begin{aligned} \varphi_{P_{f1}}^{++}(\vec{q}) &= \frac{M_{f1}}{2} \left(\varphi_1(\vec{q}) + \varphi_2(\vec{q}) \frac{m_c + m_q}{\omega_c + \omega_q} \right) \\ &\times \left[\frac{\omega_c + \omega_q}{m_c + m_q} + \gamma_0 - \frac{\not{\vec{q}}(m_c - m_q)}{m_q \omega_c + m_c \omega_q} + \frac{\not{\vec{q}} \gamma_0 (\omega_c + \omega_q)}{(m_q \omega_c + m_c \omega_q)} \right] \gamma_5, \end{aligned} \quad (8)$$

where $\omega_c = \sqrt{m_c^2 + \vec{q}^2}$ and $\omega_q = \sqrt{m_q^2 + \vec{q}^2}$; $\varphi_1(\vec{q})$, $\varphi_2(\vec{q})$ are the radial part wave functions, and their numerical values can be obtained by solving the full Salpeter equation of 0^- state.

Since the wave function $\varphi_{P_i}^{++}(\vec{q})$ directly relates to the first radially excited state, there is only one node in it. We note that the node structure can possibly play an important role to explain both the narrow decay width and the dominance of $D_s^+ \eta$ decay mode, to a certain degree. The value of the radial wave function of 2^3S_1 state becomes negative as a function of relative momentum \vec{q} when it crosses the node (denoted as q_0), that is when $|\vec{q}| > q_0$. Therefore, this negative part of the wave function tends to cancel the contribution to the decay width from the positive part of the same wave function, which can be the reason to have a small decay width. In the overlapping integral of the wave functions Eq. (7) there is the shift of momentum, $\vec{q} - \frac{m_c}{m_c + m_q} \vec{r}$, and this will even strengthen the negative contribution because the shift will move the peak of the radial wave function of the final D meson close to the node. We note that the value of the overlapping integral will be significantly affected by the momentum shift as the larger momentum shift will cause the

larger negative contribution, and in turn the smaller overlapping integral (smaller decay width). Since the recoil momentum $|\vec{r}|$ of D meson is larger than that of D_s , about 1.43 times, and the momentum shift in case of DK is 1.56 times larger than that of the $D_s\eta$ channel, larger negative contribution results in DK channel than in the $D_s\eta$ channel, which can be the very reason for the small ratio of the branching ratios $DK/D_s\eta$.

As already pointed out in Ref. [3], there may be the $S - D$ mixing in 1^- state [3, 19], so we will try to estimate the possible mixing contributions here too. We first assume that this 1^- state is a pure S wave state 2^3S_1 , and later we will consider the case of D wave state. The wave function of 1^- can be written as [19]:

$$\begin{aligned} \varphi_{P_i}(\vec{q}) = M \left\{ (\psi_1 + \psi_2\gamma_0)\not{\epsilon} + \gamma_0 [\gamma_0\vec{q} \cdot \epsilon\psi_1 + (\not{\epsilon}\not{\vec{q}} - \vec{q} \cdot \epsilon)\psi_2] \frac{(\omega_c\omega_q + \vec{q}^2 - m_cm_q)}{(m_c + m_q)\vec{q}^2} \right. \\ \left. - [\gamma_0\vec{q} \cdot \epsilon\psi_2 + (\not{\epsilon}\not{\vec{q}} - \vec{q} \cdot \epsilon)\psi_1] \frac{(m_q\omega_c - m_c\omega_q)}{(\omega_c + \omega_q)\vec{q}^2} \right\}, \end{aligned} \quad (9)$$

and the positive energy wave function is defined as:

$$\varphi_{P_i}^{++}(\vec{q}) = \Lambda_c^+ \gamma_0 \varphi_{P_i}(\vec{q}) \gamma_0 \Lambda_q^+ = \frac{1}{2\omega_c} (\omega_c \gamma_0 + m_c + \not{\vec{q}}) \gamma_0 \varphi_{P_i}(\vec{q}) \gamma_0 \frac{1}{2\omega_q} (\omega_q \gamma_0 - m_q - \not{\vec{q}}), \quad (10)$$

where ϵ is the polarization vector of 2^3S_1 state; Λ_c^+ , Λ_q^+ are the energy projection operators for quark and antiquark; the numerical value of the radial part wave function $\psi_1(\vec{q})$, $\psi_2(\vec{q})$ will be obtained by solving the full Salpeter equation of 1^- state.

IV. NUMERICAL RESULTS AND DISCUSSIONS

For our numerical calculations we use the following parameters: $m_c = 1755.3$ MeV, $m_s = 487$ MeV, $m_d = 311$ MeV, $m_u = 305$ MeV [18], $f_\pi = 130.7$ MeV $f_{\eta_8} = 1.26f_\pi$ MeV, $f_{\eta_0} = 1.07f_\pi$ MeV [23] and $f_K = 159.8$ MeV [24]. The mass of octet η_8 can be estimated by the Gell-Mann-Okubo relation $3m_{\eta_8}^2 = 4m_K^2 - m_\pi^2$, the mass of singlet η_0 can be obtained by $m_{\eta_0}^2 = m_\eta^2 + m_{\eta'}^2 - m_{\eta_8}^2$, and the mixing angle can be estimated by the relation $m_{\eta_0}^2 = \sin^2 \theta m_\eta^2 + \cos^2 \theta m_{\eta'}^2$. [So our input values are $m_{\eta_8} = 564.3$ MeV, $m_{\eta_0} = 948.1$ MeV, $\theta = -9.95^\circ$.]

We estimate the mass of the first radial excitation of $D_s^*(2112)$ by solving the full Salpeter equation of 1^- state, and our prediction is 2658 ± 15 MeV, which is 26 MeV heavier than the central value 2632 ± 1.7 MeV measured by SELEX. The theoretical uncertainties are estimated by varying all the input parameters simultaneously within $\pm 5\%$, and we choose

the largest possible error. We obtained the wave functions of the corresponding states, and we show radial part wave functions φ_1, φ_2 of D_s in Figure 2; φ_1, φ_2 of D^0 in Figure 3; ψ_1, ψ_2 of 2^3S_1 in Figure 4. We show the overlapping part of 2^3S_1 wave function $\psi_1(|\vec{q}|)$ and D_s wave function $\varphi_1(|\vec{q}| - \frac{m_c}{m_c+m_s}|\vec{r}_{D_s}|)$, when it has the biggest momentum shift $\frac{m_c}{m_c+m_s}|\vec{r}_{D_s}|$ in Figure 5. We also show $\psi_1(|\vec{q}|)$ and D^0 wave function $\varphi_1(|\vec{q}| - \frac{m_c}{m_c+m_u}|\vec{r}_{D^0}|)$ in Figure 6. One can see that in 2^3S_1 wave function the node localizes at $q_0 = 0.54$ MeV, and the biggest momentum shifts are $\frac{m_c}{m_c+m_u}|\vec{r}_{D^0}| = 0.447$ MeV for D^0 , and $\frac{m_c}{m_c+m_s}|\vec{r}_{D_s}| = 0.283$ MeV for D_s^+ .

The decay width for the two body final state can be written as:

$$\Gamma = \frac{1}{8\pi} \frac{|\vec{r}|}{M^2} |T|^2. \quad (11)$$

Here the matrix element T for $D_{sJ}^+ \rightarrow D^0 K^+$ and $D_{sJ}^+ \rightarrow D^+ K^0$ is

$$T = \frac{P_{f2}^\mu}{f_{P_{f2}}} \langle D(P_{f1}) | \bar{q} \gamma_\mu \gamma_5 s | D_{sJ}^+(P_i) \rangle, \quad (12)$$

and for $D_{sJ}^+ \rightarrow D_s^+ \eta$ it is

$$T = P_{f2}^\mu \left[\frac{-2M_\eta^2 \cos \theta}{\sqrt{6}M_{\eta 8}^2 f_{\eta 8}} + \frac{M_\eta^2 \sin \theta}{\sqrt{3}M_{\eta 0}^2 f_{\eta 0}} \right] \langle D(P_{f1}) | \bar{q} \gamma_\mu \gamma_5 s | D_{sJ}^+(P_i) \rangle. \quad (13)$$

We obtain the following decay widths:

$$\Gamma(D_{sJ}^+ \rightarrow D_s^+ \eta) = 4.07 \pm 0.34 \text{ MeV}, \quad (14)$$

$$\Gamma(D_{sJ}^+ \rightarrow D^0 K^+) = 8.87 \pm 1.23 \text{ MeV}, \quad (15)$$

$$\Gamma(D_{sJ}^+ \rightarrow D^+ K^0) = 8.74 \pm 1.22 \text{ MeV}. \quad (16)$$

And the corresponding ratios are

$$\Gamma(D_{sJ}^+ \rightarrow D^0 K^+)/\Gamma(D_{sJ}^+ \rightarrow D_s^+ \eta) \simeq \Gamma(D_{sJ}^+ \rightarrow D^+ K^0)/\Gamma(D_{sJ}^+ \rightarrow D_s^+ \eta) \simeq 2.2 \pm 0.2. \quad (17)$$

As can be seen, we cannot find the dominance of $D_s \eta$, and the ratio is much different from the experimental ratio 0.14 ± 0.06 . The sum of those three decay widths is 21.7 MeV, already larger than the observed upper bound for full width (≤ 17 MeV) given by SELEX experiment. Therefore, our assumption of the pure S wave vector state cannot fit the experimental data.

Before considering the $S - D$ mixing in 1^- vector state, let us now instead assume $D_{sJ}^+(2632)$ to be a pure D wave state. In this case, we do not solve the full Salpeter

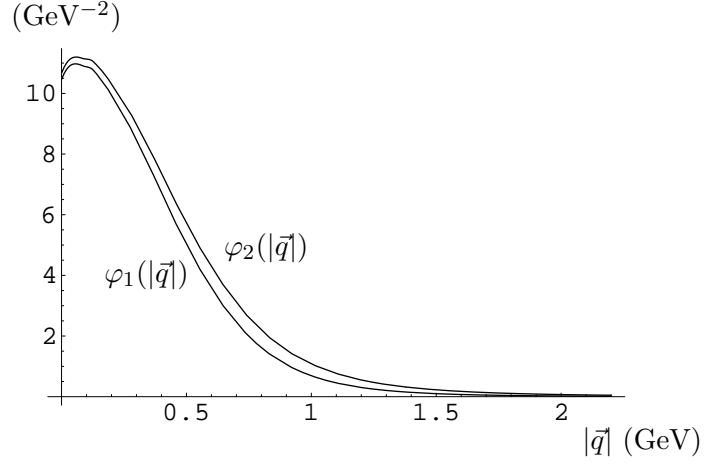


FIG. 2: Radial wave function $\varphi_1(|\vec{q}|)$ and $\varphi_2(|\vec{q}|)$ of D_s^+ .

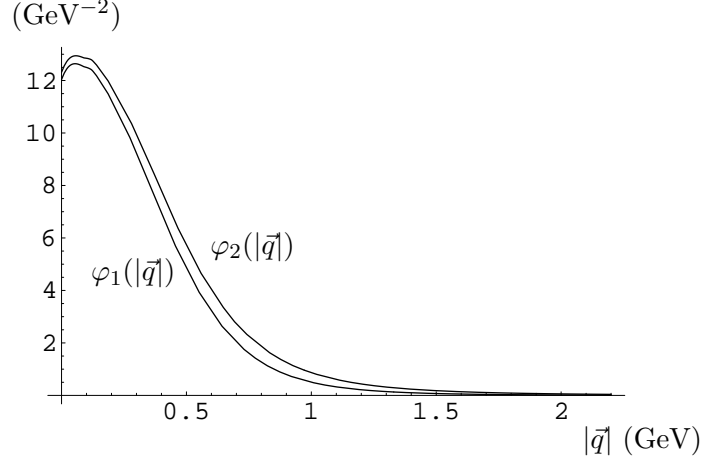


FIG. 3: Radial wave function $\varphi_1(|\vec{q}|)$ and $\varphi_2(|\vec{q}|)$ of D^0 .

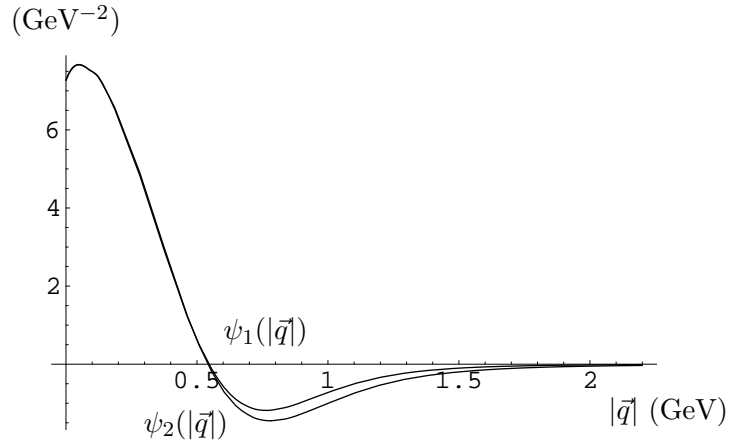


FIG. 4: Radial wave function $\psi_1(|\vec{q}|)$ and $\psi_2(|\vec{q}|)$ of 2^3S_1 .

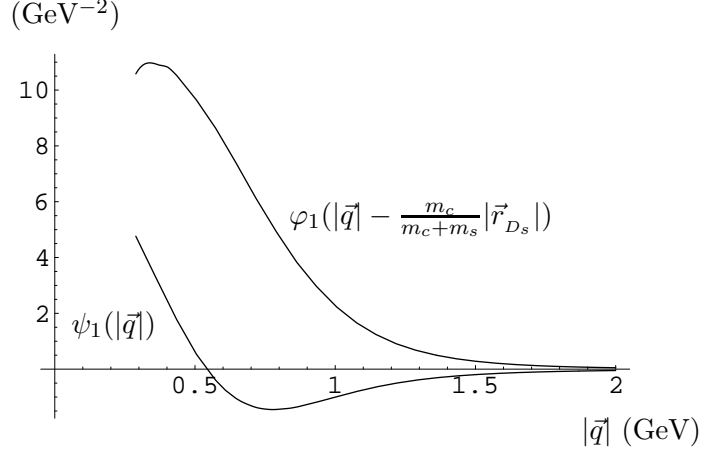


FIG. 5: The overlapping part of radial wave function $\psi_1(|\vec{q}|)$ and $\varphi_1(|\vec{q}| - \frac{m_c}{m_c+m_s}|\vec{r}_{D_s}|)$ when the momentum of φ_1 has the biggest shift $\frac{m_c}{m_c+m_s}|\vec{r}_{D_s}|$.

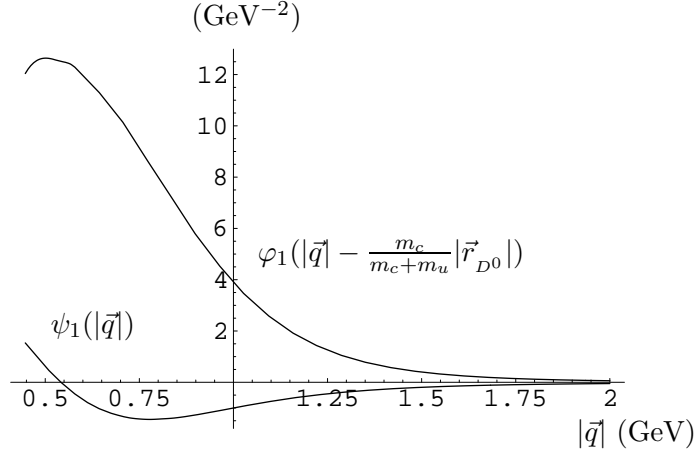


FIG. 6: The overlapping part of radial wave function $\psi_1(|\vec{q}|)$ and $\varphi_1(|\vec{q}| - \frac{m_c}{m_c+m_u}|\vec{r}_{D0}|)$ when the momentum of φ_1 has the biggest shift $\frac{m_c}{m_c+m_u}|\vec{r}_{D0}|$.

equation, but instead, we give the leading order estimate for the pure D wave explanation. The wave function of a pure D wave state can be simplified as:

$$\varphi_{P_i}(\vec{q}) = \sum_{s_z, m_z} M(1 + \gamma_0) \not{e}(s_z) \psi_{n2m_z}(\vec{q}) < 1s_z; 2m_z | 1j_z >, \quad (18)$$

where we have used the $S - L$ coupling. With this wave function as input and by using the same parameters as for the S wave state, we can solve the approximate Salpeter equation, *i.e.*, only the positive energy part solution is considered. The mass of this pure D wave state is 2672 MeV, and the radial wave function of this pure D wave state is shown in Figure 7.

To estimate the matrix element in this case, we calculate the overlapping integral of initial and final wave functions in the case of D wave. There is only one term which can give a

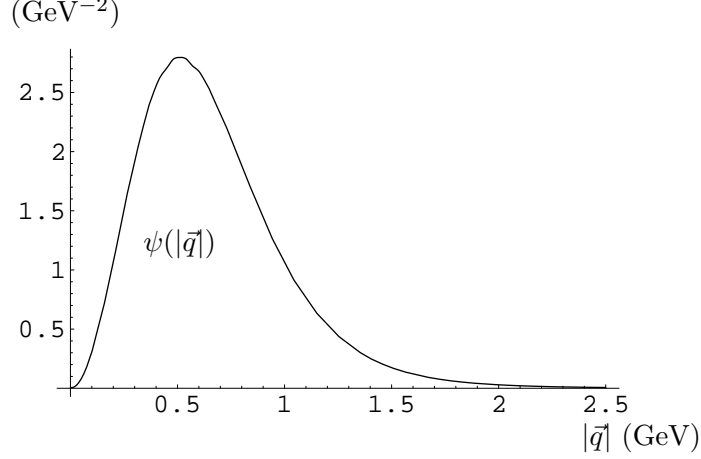


FIG. 7: Radial wave function $\psi(|\vec{q}|)$ of $D_{sJ}^+(2632)$ if it is a D wave state.

non-zero contribution;

$$\int \frac{d^3\vec{q}}{(2\pi)^3} \varphi_i(\vec{q} - \frac{m_c}{m_c + m_q} \vec{r}) \psi_{n2m_z}(\vec{q}) q^\alpha q^\beta f(\vec{q}^2) = \epsilon^{\alpha\beta}(m_z) c, \quad (19)$$

where $i = 1, 2$; c is a constant; $f(\vec{q}^2)$ is a shorthand notation for the terms which are functions of \vec{q}^2 ; $\epsilon^{\alpha\beta}(m_z)$ is the polarization tensor, which couples with the polarization vector $\epsilon^\gamma(s_z)$ to make the total polarization vector $\epsilon^\alpha(j_z)$:

$$\begin{aligned} & \sum_{s_z, m_z} \epsilon^\alpha(s_z) \epsilon^{\beta\gamma}(m_z) \langle 1s_z; 2m_z | 1j_z \rangle \\ &= -\sqrt{\frac{3}{20}} \left[\frac{2}{3} \epsilon^\alpha(j_z) (-g^{\beta\gamma} + \frac{P^\beta P^\gamma}{M^2}) - \epsilon^\beta(j_z) (-g^{\alpha\gamma} + \frac{P^\alpha P^\gamma}{M^2}) - \epsilon^\gamma(j_z) (-g^{\alpha\beta} + \frac{P^\alpha P^\beta}{M^2}) \right]. \end{aligned} \quad (20)$$

Finally, we obtain the numerical values for the decay widths when $D_{sJ}^+(2632)$ is a pure D wave 1^- state:

$$\Gamma(D_{sJ}^+ \rightarrow D_s^+ \eta) = 3.88 \pm 0.32 \text{ MeV}, \quad (21)$$

$$\Gamma(D_{sJ}^+ \rightarrow D^0 K^+) = 23.3 \pm 3.2 \text{ MeV}, \quad (22)$$

$$\Gamma(D_{sJ}^+ \rightarrow D^+ K^0) = 21.5 \pm 3.1 \text{ MeV}. \quad (23)$$

And the corresponding ratios are

$$\Gamma(D_{sJ}^+ \rightarrow D^0 K^+) / \Gamma(D_{sJ}^+ \rightarrow D_s^+ \eta) \simeq \Gamma(D_{sJ}^+ \rightarrow D^+ K^0) / \Gamma(D_{sJ}^+ \rightarrow D_s^+ \eta) \simeq 6.0 \pm 0.5. \quad (24)$$

One may see easily that the pure D wave explanation does not fit the experimental data. Since either the pure S wave or the pure D wave state does not work for the relative ratios

in particular, so we do not think the possible $S - D$ mixing can make the correct ratios to explain the SELEX observation. Thus we do not consider the possible mixing effects between the S and D wave states.

As a final note, we only estimated the OZI allowed strong decay widths $D_{sJ}^+ \rightarrow D_s \eta$ and $D_{sJ}^+ \rightarrow DK$ assuming that D_{sJ}^+ is an 1^- vector state. However, there are some other mechanisms through which the 1^- vector state can decay to the same final states, which we do not consider here. For example, there is the OZI forbidden mechanism for D_{sJ}^+ decaying to $D_s \eta$ through the anomaly term in PCAC, *i.e.* it can decay through two gluons, $D_{sJ}^+ \rightarrow D_s + gg$, $gg \rightarrow \eta$, which is a decay similar to $\Psi' \rightarrow J/\Psi \eta$ (with decay width about 8.9 keV). These processes are OZI forbidden, so they cannot improve sufficiently the relative ratio to agree with the SELEX data. Therefore, such processes are not analyzed here. There are still some other electroweak processes for D_{sJ}^+ decaying to the same final states $D_s \eta$ and DK . All these electroweak contributions are ignored here because of the smallness compared to the strong interaction mechanism which we considered here.

As a summary, according to the present experimental data from SELEX and our estimates made here, it is not likely that the $D_{sJ}^+(2632)$ is the ordinary 1^- vector state. Even though the mass is still a problem, it is not a serious problem compared with problems of its width and the relative ratio of the decay widths. We find that the node structure for the first radially excited state of the 1^- ground state $D_s^*(2112)$ can have a favorable effect on the relative ratio of the decay widths but it is not so big as indicated by the data. Therefore, though many authors favored the explanation of $D_{sJ}^+(2632)$ as the first radially excited state of the 1^- ground state $D_s^*(2112)$, it is too early to make such a conclusion according to the SELEX data and our estimates.

Acknowledgments

We would like to thank G. Cvetic for careful reading of the manuscript and his valuable comments. This work of C.H.C. and G.L.W. was supported by the National Natural Science Foundation of China (NSFC). The work of C.S.K. was supported in part by CHEP-SRC Program and in part by Grant No. R02-2003-000-10050-0 from BRP of the KOSEF. The work of G.L.W. was also supported in part by BK21 Program, and in part by Grant No. F01-2004-000-10292-0 of KOSEF-NSFC International Collaborative Research Grant.

-
- [1] SELEX Collaboration, Phys. Rev. Lett. **93**, 242001 (2004).
 - [2] Yuan-Ben Dai, Chun Liu, Y.-R. Liu, Shi-Lin Zhu, JHEP 0411, 043 (2004).
 - [3] T. Barnes, F.E. Close, J.J. Dudek, S. Godfrey, E.S. Swanson, Phys. Lett. **B600**, 223 (2004).
 - [4] Simonov, J. A. Tjon, Phys. Rev. **D70**, 114013 (2004).
 - [5] Kuang-Ta Chao, Phys. Lett. **B599**, 43 (2004).
 - [6] Y.R. Liu, Shi-Lin Zhu, Y.B. Dai, C. Liu, Phys. Rev. **D70**, 094009 (2004).
 - [7] Yu-Qi Chen, Xue-Qian Li, Phys. Rev. Lett. **93**, 232001 (2004).
 - [8] Ailin Zhang, hep-ph/0408124.
 - [9] Eef van Beveren, George Rupp, Phys. Rev. Lett. **93**, 202001 (2004).
 - [10] L. Maiani, F. Piccinini, A.D. Polosa, V. Riquer, Phys. Rev. **D70**, 054009 (2004).
 - [11] Maciej A. Nowak, e-Print Archive: hep-ph/0407272.
 - [12] Stephen Godfrey, e-Print Archive: hep-ph/0409236.
 - [13] B. Nicolescu, J.P.B.C. de Melo, e-Print Archive: hep-ph/0407088.
 - [14] Virendra Gupta, e-Print Archive: hep-ph/0407289.
 - [15] F.E. Close, e-Print Archive: hep-ph/0411396.
 - [16] S. Godfrey and N. Isgur, Phys. Rev. **D32**, 189 (1985);
 - [17] E. E. Salpeter and H. A. Bethe, Phys. Rev. **84**, (1951) 1232.
 - [18] C. S. Kim and Guo-Li Wang, Phys. Lett. **B584** (2004) 285; G. Cvetič, C. S. Kim, Guo-Li Wang and W. Namgung, Phys. Lett. **B596** (2004) 84; C. S. Kim, T. Lee and G. L. Wang, Phys. Lett. **B606** (2005) 323.
 - [19] Chao-Hsi Chang, Jiao-Kai Chen and Guo-Li Wang, hep-th/0406050.
 - [20] E. E. Salpeter, Phys. Rev. **87**, (1952) 328.
 - [21] S. Mandelstam, Proc. R. Soc. London **233**, 248 (1955).
 - [22] Chao-Hsi Chang, Jiao-Kai Chen and Guo-Li Wang, hep-th/0312250.
 - [23] Thorsten Feldmann, Int. J. Mod. Phys. **A15** (2000) 159.
 - [24] S. Eidelman et al, Particle Data Group, Phys. Lett. **B592** (2004) 1.