

Photoproduction of Pentaquark $^{+}$ and Chiral Symmetry Restoration in Hot and Dense Medium

Xuwen Hao and Pengfei Zhuang

Physics Department, Tsinghua University, Beijing 100084, China

The photoproduction rate of pentaquark $^{+}$ is calculated in hot and dense medium. Induced by the chiral symmetry restoration at high temperature and density, the threshold for the production shifts significantly to high energy region, and the cross section is strongly enhanced when the photon energy is beyond the threshold.

PACS numbers: 13.60.Rj, 11.10.Wx, 25.75.-q

I. INTRODUCTION

The pentaquark baryon $^{+}$ ($uudds$) observed firstly by LEPS group at Spring-8 in the reaction $\pi^{-} \rightarrow K^{+} K^{-} \pi^{-}$ [1] is now still an open question. Experimentally, some groups confirmed the existence of $^{+}$ [2, 3, 4, 5, 6, 7, 8, 9, 10, 11], while others obtained negative results [12, 13, 14, 15]. Theoretically, since D iakonov et al. predicted the existence of exotic baryons using chiral soliton model [16], which is a part of the motivation of the work by LEPS group, a lot of works [17, 18, 19, 20, 21, 22, 23, 24, 25, 26] on $^{+}$ production and the related dynamical processes can be found in the literatures.

With effective theory at hadron level [17], the process $\pi^{-} \rightarrow K^{+} K^{-}$ was studied for different strong interaction vertexes, pseudoscalar (PS) and pseudovector (PV) couplings, and the hybrid model (HM) which is dominated by the PV in low energy region and by the PS in high energy region. By reasonably considering the hadron size effect, the cross section for the process is about 120 nb for positive parity $^{+}$ and about 15 nb for negative parity $^{+}$.

Recently, the pentaquark production was also investigated in hot and dense medium [27, 28, 29]. With a kinetic model, the production of pentaquark $^{+}$ in central relativistic heavy ion collisions is studied [28] by including contributions both from the quark-gluon plasma (QGP) via the parton coalescence model and from the hadronic matter through hadronic reactions between nucleons and pions or kaons. It is found that the final number of $^{+}$ is not much affected by interactions in the hadronic matter but sensitive to the initial number of $^{+}$ produced from the QGP. Experimentally, the STAR Collaboration [30] reported the progress of the pentaquark search in p-p, d-Au and Au-Au collisions at energy $\sqrt{s} = 200$ GeV, and the PHENIX Collaboration [31] investigated the decay of antipentaquark $^{-} \rightarrow K^{-} N$.

It is well known that chiral symmetry is the most important physics for low energy hadron systems, its spontaneous breaking controls the hadron properties in the vacuum, and its restoration is one of the important quantum chromodynamics phase transitions at finite temperature and density. It is found that [32], the effect of chiral symmetry restoration on the pentaquark properties is significant and sensitive to the pentaquark parity. The

mass and width shifts M and Γ in hot and dense nuclear matter for positive parity $^{+}$ are much larger than that for negative parity one. While the mass shift is not remarkable compared with the mass value $M = 1540$ MeV in the vacuum, the width shift is several times the vacuum width. If the chiral restoration is removed and consider only the pure temperature and density effect, the mass and width shifts can be neglected.

The purpose of this paper is to calculate the photoproduction rate of pentaquark $^{+}$ in the medium to see the possible relation between the pentaquark production and chiral phase transition at high temperature and density. We present the formulas for the $^{+}$ production cross section in the medium for the couplings PS, PV and HM in Section II and numerical results and physical discussions in Section III. In the last section we conclude and summarize.

II. FORMULAS

We take the effective pseudovector and pseudoscalar $N^{+} K$ couplings [17, 27],

$$L_{PV} = \frac{g_A}{2f} \bar{\psi} \gamma_5 \gamma_\mu \psi \partial_\mu \phi \quad \text{for } K^{+} n \rightarrow K^0 p; \quad (1)$$

$$L_{PS} = ig \bar{\psi} \gamma_5 \psi \phi \quad \text{for } K^{+} n \rightarrow K^0 p; \quad (2)$$

where, the positive parity of $^{+}$ is assumed. Since the parity of $^{+}$ has not been determined yet experimentally, we consider in the following also the interactions for negative parity $^{+}$ by removing the factor γ_5 from the above vertexes. The pseudovector and pseudoscalar coupling constants g_A and g can be fixed to reproduce the mass $M = 1540$ MeV and decay width $\Gamma = 15$ MeV in the vacuum. Through the calculation at tree level one has $g_A = 0.28$ and $g = 3.8$ for positive parity and $g_A = 0.16$ and $g = 0.53$ for negative parity [17].

The temperature and density effect on the pentaquark mass and width is introduced through calculating the $^{+}$ self-energy in the medium. At one-loop level the pentaquark $^{+}$ mass and width shifts in the medium are calculated in [32] where the chiral properties is reflected in the nucleon mass. Since the qualitative temperature and density behavior of hadron masses is not sensitive to

the details of different chiral models, we take the Nambu–Jona-Lasinio (NJL) gap equation to determine the nucleon mass $M_N(T; \mu)$ in the medium [32, 33],

$$M_N = 3m_q; \quad \frac{1}{4N_c N_f G} = \frac{d^3 p}{(2\pi)^3} \frac{1}{E_p} \left[1 - \frac{f_f(E_p)}{3} \right] + \frac{f_f(E_p)}{3} = \frac{m_0}{m_q}; \quad (3)$$

where μ is the baryon chemical potential, T is the temperature of the medium, N_c and N_f are the color and flavor degrees of freedom, m_q and $E_p = \sqrt{p^2 + m_q^2}$ are the effective quark mass and energy, and f_f is the Fermi–Dirac distribution function,

$$f_f(x) = \frac{1}{e^{x/T} + 1}; \quad (4)$$

The three parameters in the model, the current quark mass m_0 which breaks explicitly the chiral symmetry in the vacuum, the coupling constant G , and the momentum cutoff, can be fixed by fitting the chiral condensate, pion mass and pion decay constant in the vacuum [33].

Considering the near cancellation of attractive scalar and repulsive vector potentials, the K^+ mass increases

slightly with temperature and density, and its shift in the medium will not change the K^+ properties remarkably [32]. However, the K^- mass drops down significantly in the medium and should be taken into account in the calculation of pentaquark cross section. For simplicity we take the in-medium kaon mass [34]

$$\frac{M_K(\mu)}{M_K(0)} = 1 - 0.21 \frac{\mu}{\mu_0}; \quad \frac{M_{K^+}(\mu)}{M_{K^+}(0)} = 1 + 0.057 \frac{\mu}{\mu_0} \quad (5)$$

for $0 < \mu < 3\mu_0$, where μ_0 is the nuclear matter density

$$= \frac{2N_c N_f}{3} \frac{d^3 p}{(2\pi)^3} \frac{1}{E_p} \left[1 - \frac{f_f(E_p)}{3} \right] + \frac{f_f(E_p)}{3} = \mu_0 = 0.17 \text{ fm}^{-3} \text{ the normal nuclear matter density.} \quad (6)$$

and $\mu_0 = 0.17 \text{ fm}^{-3}$ the normal nuclear matter density.

Now we come to the in-medium calculation of the cross section for the process $n \rightarrow \pi^+ K^-$ shown in Fig.1a [17]. For the channel PS, we need only the born terms, Fig.1b, c and d, while for the channel PV, we should include the contact term Fig.1e because of the replacement $\partial \rightarrow \partial + ieA$ in the Lagrangian (2).

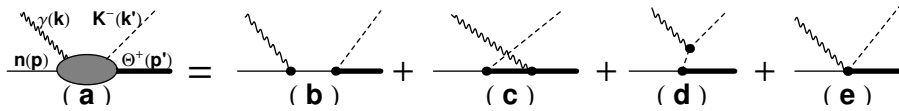


FIG. 1: The process $n \rightarrow \pi^+ K^-$ at tree level.

The electromagnetic vertexes in Fig.1 are defined as [17]

$$L_{KK} = ie \partial_\mu K^- K^+ \partial^\mu K^+ K^- A; \quad (7)$$

$$L_{nn} = i \frac{e}{2M_n} \bar{n} \gamma_\mu n A; \quad (8)$$

$$L_{\pi\pi} = e \pi^0 \partial_\mu \pi^0 \partial^\mu A; \quad (9)$$

where n and π^0 are the neutron and pentaquark magnetic moments in unit of nuclear magneton, we take $n = 1.91$ [17] through the calculation.

The cross section in the laboratory frame where the initial nucleon is at rest reads

$$\sigma(k) = \frac{1}{X^0} \int_{\theta_{\min}}^{\theta_{\max}} d\theta \sin \theta \frac{k^0 f^2}{32 M_N (k + M_N) k^0 f^2 E_K - k \cos \theta} \frac{1}{\int_{\theta_{\min}}^{\theta_{\max}} d\theta (1 - f_f(E) + f_b(E_K))}; \quad (10)$$

where $M = M_{n \rightarrow \pi^+ K^-}$ is the amplitude of the process we are considering, k is the photon energy, θ is the angle between the initial photon and the final kaon momentum s , $E_K = \sqrt{k^2 + M_K^2}$ and $E = \sqrt{p^2 + M^2}$ are K^- and π^+ energies with the momentum s and p^0 as functions of k and determined through the energy and momentum conservations, and θ_{\max} is the maximum angle restricted by the energy and momentum conservations. The summation symbol in (10) means the average over the initial states (the photon polarization and neutron spin) and the summation over the final states (the pentaquark spin). Note that in the cross section the temperature and density effect is reflected not only in the nucleon, kaon and pentaquark masses, but also in the final state statistics factor $1 - f_f + f_b$ with the Bose–Einstein distribution function

$$f_b(x) = \frac{1}{e^{x/T} - 1}; \quad (11)$$

We also adopt the hybrid model (HM) which combines the PS and PV channels and can better reproduce the experimental result in the vacuum than the individual PS or PV channels. We use the following HM amplitude as in [17],

$$\begin{aligned} M_{HM} &= M_{PS} + M_{FHM}; \\ M &= M_{PV} - M_{PS}; \end{aligned} \quad (12)$$

where $F_{HM} = \frac{2}{M_{HM}} = \frac{2}{M_{HM}} + k^0$ is the mixing parameter depending on the kaon momentum k^0 , we take $M_{HM} = 450 \text{ MeV}$ [17, 35].

III. NUMERICAL RESULTS

The medium modification to the pentaquark production cross section is shown in Fig.2 as a function of the photon energy $E_\gamma = k$. We consider three cases with dif-

ferent temperatures and densities, $T = 0.2 \text{ GeV}$ and $\mu = 0.05 \text{ GeV}$, $T = 0.15 \text{ GeV}$ and $\mu = 0.3 \text{ GeV}$, and $T = 0.1 \text{ GeV}$ and $\mu = 0.8 \text{ GeV}$, corresponding approximately to the mediums produced in heavy ion collisions at RHIC, SPSS and SIS, respectively, and shown in Fig.2 by dotted lines, dashed lines and dot-dashed lines, respectively. To have a comparison, we show also the result [17, 18] in the vacuum by solid lines. From the experimental data in relativistic heavy ion collisions where the state with high temperature and density can be formed, the direct photon transverse momentum can reach 10 GeV or so [36], the photon energy in Fig.2 is then chosen up to 12 GeV .

We first discuss the threshold of the photon energy k_{th} which is determined by the nucleon, kaon and pentaquark masses,

$$k_{th} = \frac{(M_N + M_K)^2 - M_N^2}{2M_N} : \quad (13)$$

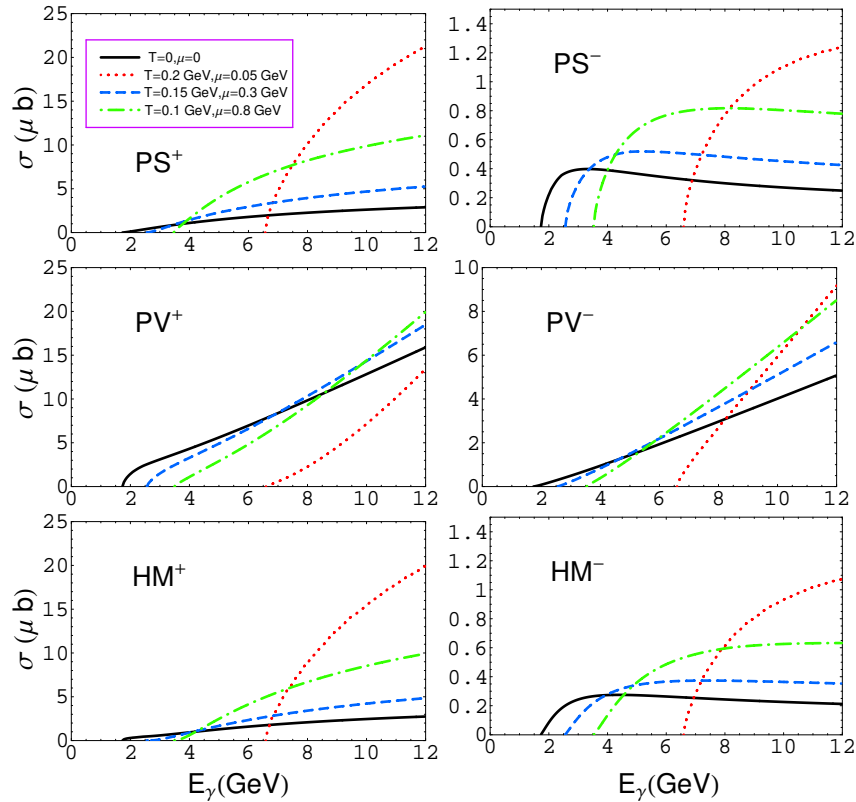


FIG. 2: The pentaquark production cross section through the process $n \rightarrow \pi^+ K^-$ as a function of photon energy for six kinds of strong interactions, pseudoscalar coupling for positive (PS^+) and negative (PS^-) parity, pseudovector coupling for positive (PV^+) and negative (PV^-) parity, and the hybrid model for positive (HM^+) and negative (HM^-) parity. The solid, dotted, dashed and dot-dashed lines correspond, respectively, to the case $T = \mu = 0$ (vacuum), $T = 0.2 \text{ GeV}$ and $\mu = 0.05 \text{ GeV}$, $T = 0.15 \text{ GeV}$ and $\mu = 0.3 \text{ GeV}$, and $T = 0.1 \text{ GeV}$ and $\mu = 0.8 \text{ GeV}$. The π^+ magnetic moment is taken as zero in the calculation.

Since the medium effect on the nucleon mass is much stronger than that on the kaon and pentaquark masses, the threshold is dominated by the nucleon mass M_N . Therefore, the decreasing nucleon mass in the medium leads to a much higher threshold than that in the vacuum. We can see that the threshold is more sensitive to the temperature. In the case with $T = 0.2 \text{ GeV}$ and $\mu = 0.05 \text{ GeV}$, k_{th} is larger than three times its vacuum value. Since the nucleon mass and kaon mass are controlled by the chiral properties and independent of the interactions PS and PV and the pentaquark parity, and the interaction- and parity-dependent $^+ \text{ mass shift}$ is always small [32], compared with the vacuum value 1.54 GeV , the threshold k_{th} is not sensitive to the interaction channels, PS, PV and HM, and the pentaquark parity.

The shape of the cross section depends on the interaction type significantly. In the PS channel the cross section becomes saturated at high photon energies, while in the PV channel goes up monotonously even in the high energy limit, and this is one of the reasons why one should consider the hybrid model where the high energy behavior of is dominated by PS. It is easy to see that, the shape of in HM is very similar to that in the corresponding PS channel.

While the threshold increases significantly in the medium, which means no pentaquark production at low energies, the cross section is much larger than its vacuum value, provided the photon energy is beyond the threshold, and this enhancement increases with photon energy, at any temperature and density and for the PS channel and HM. In the case with high temperature (dotted lines) or high density (dot-dashed lines), the enhancement of the cross section is especially significant. Therefore, high energy pentaquarks will be easily produced in hot or dense medium, compared with the production in the vacuum.

The shape of the cross section does not depend on the pentaquark parity remarkably, but its magnitude for positive parity $^+$ is about 15 times that for negative parity $^-$.

$^+$ in the vacuum and in the medium.

It is clear that the hadron masses and in turn the threshold k_{th} are independent of the $^+$ magnetic moment, but the amplitude M is related to through the vertex. As is not fixed in the experiment, and it changes in the region $0 < < 0.7$ [17, 18, 19, 20, 21, 22, 23, 24], we treated it as an unknown parameter in our calculation. In Fig 2 we took $= 0$. We found that the change of the cross section with is remarkable in the high energy region. For instance, at the maximum value $= 0.7$, increases almost 50% in the PV channel for negative parity $^-$ at photon energy $E = 12 \text{ GeV}$, compared with the corresponding value with $= 0$. In general, the cross section increases with for negative parity $^-$ and decreases for positive parity $^+$.

We studied also the width dependence of the pentaquark production in medium. In our above calculation shown in Fig 2 the pentaquark width in the vacuum is chosen as 15 MeV as in [17]. Since the width may be in the order of 1 MeV [37], we calculated the cross section with $= 5 \text{ MeV}$ and found that, $(\Gamma;)$ is about 30% of its value with $= 15 \text{ MeV}$, and the ratio does not change with the photon energy. This can be understood well through the width dependence of the coupling constant. When the width in the vacuum changes from 5 to 15 MeV , the nucleon and kaon masses do not change, since they are controlled by the chiral dynamics, and the pentaquark mass shift in the medium is always small compared with the vacuum value $M = 1540 \text{ MeV}$, as mentioned several times above. If we neglect the difference in the pentaquark mass shift, one has from the fact that the magnitude M is proportional to the coupling constant and then to the square root of the width,

$$\frac{\Gamma_1}{\Gamma_2} = \frac{1}{2} : \quad (14)$$

For $\Gamma_1 = 5 \text{ MeV}$ and $\Gamma_2 = 15 \text{ MeV}$, the ratio is 33%.

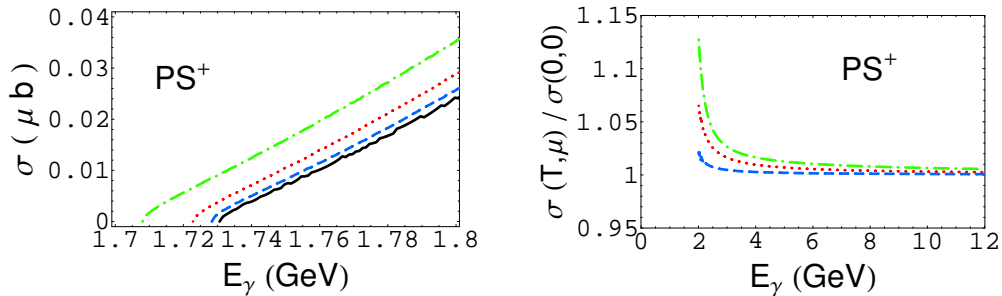


FIG. 3: The cross section around the threshold (left panel) and the ratio of the cross section in the medium to the one in the vacuum (right panel) in the case with constant nucleon mass and kaon mass, namely, turning off the chiral phase transition in the calculation. The solid, dotted, dashed and dot-dashed lines correspond, respectively, to the case $T = \mu = 0$ (vacuum), $T = 0.2 \text{ GeV}$ and $\mu = 0.05 \text{ GeV}$, $T = 0.15 \text{ GeV}$ and $\mu = 0.3 \text{ GeV}$, and $T = 0.1 \text{ GeV}$ and $\mu = 0.8 \text{ GeV}$.

The temperature and density are introduced into our calculation through two ways. One is the chiral symmetry restoration reflected in the effective nucleon mass and kaon mass, and the other one is the loop frequency summation in the calculation of in-medium pentaquark mass and statistics factor $1/f_f + f_b$ in the cross section. To make sure that the remarkable threshold shift and the crucial change in cross section are induced mainly by the chiral properties, we now turn to the way of chiral phase transition and keep the nucleon mass and kaon mass as their vacuum values during the calculation. The result is shown in Fig.3 for the PS channel and positive parity $^{++}$. For the other channels the results are similar. Qualitatively different from the case with chiral symmetry restoration shown in Fig.2 where the threshold shifts to the right, the threshold shifts now to the left due to the small decrease of the in-medium pentaquark mass resulted from the loop frequency summation. From the ratio of the cross section without chiral restoration but with the other medium effect to the one in the vacuum, shown in the right panel of Fig.3, the in-medium effect on the cross section can be neglected, especially in the high energy region, if the chiral phase transition is turned off.

IV. CONCLUSIONS

We have investigated the production of pentaquark baryon $^{++}$ through the process $n \rightarrow ^{++}K$ in the medium. We found that the chiral symmetry restoration at high temperature and density, reflected here in the nucleon and kaon masses, dominates the pentaquark production rate: 1) the threshold for the production shifts significantly to the high energy region, and 2) the cross section is strongly enhanced when the photon energy is beyond the threshold. Therefore, our conclusion is that, the low energy pentaquark $^{++}$ is forbidden but the high energy pentaquark $^{++}$ is enhanced in the process $n \rightarrow ^{++}K$ in the medium, induced by the chiral symmetry restoration. When the influence of the chiral phase transition is turned off, the in-medium effect can be neglected.

Acknowledgments: We thank X. Huang for the helpful discussions. The work is supported by the grants NSFC 10135030, 10428510 and SRFDP 20040003103.

-
- [1] LEPS Collaboration, T. Nakano et al, Phys. Rev. Lett. 91, (2003) 012002.
 - [2] DIANA Collaboration, V. V. Bam in et al, Phys. Atom. Nucl. 66 (2003) 1715.
 - [3] CLAS Collaboration, S. Stepanyan et al, Phys. Rev. Lett. 91 (2003) 252001.
 - [4] SAPHIR, J. Barth et al, Phys. Lett. B 572 (2003) 127.
 - [5] A. E. A. Sratyan, A. G. D.olgolenko and M. A. K.ubantsev, Phys. Atom. Nucl. 67 (2004) 682.
 - [6] CLAS Collaboration, V. Kubarovsky et al, Phys. Rev. Lett. 92 (2004) 032001.
 - [7] HERMES Collaboration, A. A. irapetian et al, Phys. Lett. B 585 (2004) 213.
 - [8] COSY-TOF Collaboration, M. A. bdel-Bary et al, Phys. Lett. B 595 (2004) 127.
 - [9] ZEUS Collaboration, S. Chekanov et al, Phys. Lett. B 591 (2004) 7.
 - [10] SVD Collaboration, A. A. leev et al, hep-ex/0401024.
 - [11] P. Zh. Aslanyan, V. N. Em elyanenko, G. G. R.ikhkvitzkaya, hep-ex/0403044.
 - [12] HERA-B Collaboration, I. Abt et al, Phys. Rev. Lett. 93 (2004) 212003.
 - [13] BES Collaboration, J. Z. Bai et al, Phys. Rev. D 70 (2004) 012004.
 - [14] D. O. Litvintsev and CDF Collaboration, Nucl. Phys. Proc. Suppl. 142 (2005) 374.
 - [15] BABAR Collaboration, B. Aubert et al, hep-ex/0502004.
 - [16] D. D. iakonov, V. Petrov and M. Polyakov, Z. Phys. A 359 (1997) 305.
 - [17] S. I. Nam, A. Hosaka and H. Kim, Phys. Lett. B 579 (2004) 43.
 - [18] Y. Oh, H. Kim and S. H. Lee, Phys. Rev. D 69 (2004) 014009.
 - [19] R. B. iker, M. M. G. iannini and E. Santopinto, Phys. Lett. B 595 (2004) 260.
 - [20] D. K. Hong, Y. J. Sohn and I. Zahed, Phys. Lett. B 596 (2004) 191.
 - [21] H. Kim and M. Praszalowicz, Phys. Lett. B 585 (2004) 99.
 - [22] T. Inoue, V. E. Lyubovitskiy, Th. Gutsche and Am and Faessler, Prog. Theor. Phys. 113 (2005) 801.
 - [23] K. Goeke, H. Kim, M. Praszalowicz and G. S. Yang, hep-ph/0411195.
 - [24] P. Jimenez Delgado, hep-ph/0409128.
 - [25] F. Huang, Z. Zhang and Y. Yu, hep-ph/0411222.
 - [26] X. He, X. Li, X. Liu and X. Zeng, hep-ph/0502236.
 - [27] H. Kim, C. -H. Lee and H. J. Lee, J. Korean Phys. Soc. 46 (2005) 393.
 - [28] L. W. Chen, V. Greco, C. M. Ko, S. H. Lee and W. Liu, Phys. Lett. B 601 (2004) 34.
 - [29] L. Tolos, A. Ramos and A. Polls, hep-ph/0503009.
 - [30] STAR Collaboration and S. Salar, nucl-ex/0403009.
 - [31] PHENIX Collaboration, C. Pinkenburg, J. Phys. G 30 (2004) s1201.
 - [32] X. Huang, X. Hao and P. Zhuang, Phys. Lett. B 607 (2005) 78.
 - [33] P. Zhuang, J. Hufner and S. P. K. levansky, Nucl. Phys. A 576 (1994) 525.
 - [34] G. Q. Li, C. -H. Lee, G. E. Brown, Nucl. Phys. A 625 (1997) 372.
 - [35] D. Drechsel, O. Hanstein, S. S. Kamalov and L. T. iantor, Nucl. Phys. A 645 (1999) 145.
 - [36] PHENIX Collaboration and S. M. ioduszewski, J. Phys. G 31 (2005) s253.
 - [37] Particle Data Group, S. Eidelman et al, Phys. Lett. B 592 (2004) 1.