

NLO QCD analysis of the semi-inclusive DIS data with modified Jacobi polynomial expansion method

A.N. Sissakian ¹, O.Yu. Shevchenko ², O.N. Ivanov ³

Joint Institute for Nuclear Research

Abstract

It is proposed the modification of the Jacobi polynomial expansion method (MJEM) which is based on the application of the truncated moments instead of the full ones. This allows to reconstruct with a high precision the local quark helicity distributions even for the narrow accessible for measurement Bjorken x region using as an input only four first moments extracted from the data in NLO QCD. It is also proposed the variational procedure allowing to reconstruct the distributions outside the accessible Bjorken x region using the distributions obtained with MJEM in the accessible region. The numerical calculations encourage one that the proposed variational procedure could be applied for estimation of the full first (especially important) quark moments.

The extraction of the quark helicity distributions is one of the main tasks of the semi-inclusive deep inelastic scattering (SIDIS) experiments with the polarized beam and target. At the same time it was argued [1] that to obtain the reliable distributions at comparatively low average Q^2 available to the modern SIDIS experiments⁴, the leading order (LO) analysis is not sufficient and next to leading order analysis (NLO) is necessary. In ref. [3] the procedure allowing the direct extraction from the SIDIS data of the first moments of the quark helicity distributions in NLO QCD was proposed. However, in spite of the special importance of the first moments⁵, it is certainly very desirable to have the procedure of reconstruction in NLO QCD of the polarized densities themselves. However, it is extremely difficult to ask to extract the local in Bjorken x distributions directly, because of the double convolution product entering the NLO QCD expressions for semi-inclusive asymmetries (see [3] and references therein). Fortunately, operating just as in ref. [3], one can directly extract not only the first moments, but the Mellin moments of any required order. Let us stress that though one can do it for any types of SIDIS asymmetries, in this paper we will apply the method with respect to particular example of pion difference asymmetries⁶. The simple extension of the procedure proposed in ref. [3] gives for the n -th moments $\Delta_n q \equiv \int_0^1 dx x^{n-1} q(x)$ of the valence distributions the equations

$$\Delta_n u_V = \frac{1}{5} \frac{\mathcal{A}_p^{(n)} + \mathcal{A}_d^{(n)}}{L_{(n)1} - L_{(n)2}}; \quad \Delta_n d_V = \frac{1}{5} \frac{4\mathcal{A}_d^{(n)} - \mathcal{A}_p^{(n)}}{L_{(n)1} - L_{(n)2}}, \quad (1)$$

¹E-mail address: sisakian@jinr.ru

²E-mail address: shevch@nusun.jinr.ru

³E-mail address: ivon@jinr.ru

⁴For example, HERMES data [2] on semi-inclusive asymmetries is obtained at $Q_{\text{average}}^2 = 2.5 \text{ GeV}^2$.

⁵Let us recall that namely these quantities, first moments, are of the most importance for understanding the proton spin puzzle because namely these quantities compose the nucleon spin.

⁶For a moment we would like to see how well the method itself works. So, for a moment, we do not like to deal with the poorly known fragmentation functions, such as $D_q^{K^\pm}$, D_g^h , etc.

where all quantities in the right-hand side are the same as in ref. [3] (see Eqs. (18-23)) with the replacement of $\int_0^1 dx$ by $\int_0^1 dx x^{n-1}$.

It should be noticed that in reality one can measure the asymmetries only in the restricted Bjorken x region $a < x < b$, so that the approximate equations for the truncated moments

$$\Delta'_n q \equiv \int_a^b dx x^{n-1} q(x) \quad (2)$$

of the valence distributions have the form (1) with the replacement of the full integrals by the sums over bins covering accessible region $a < x < b$, so that

$$\mathcal{A}_p^{(n)} \simeq \sum_{i=1}^{N_{bins}} x^{n-1} \Delta x_i A_p^{\pi^+ - \pi^-}(x_i) \Big|_Z (4u_V - d_V)(x_i) \int_Z^1 dz_h [1 + \otimes \frac{\alpha_s}{2\pi} \tilde{C}_{qq} \otimes] (D_1 - D_2), \quad (3)$$

and analogously for $\mathcal{A}_d^{(n)}$.

Thus, we have at our disposal the n -th Mellin moments of valence distributions. The question arises: is it sufficient to reconstruct the local in Bjorken x distributions?

There exist several methods allowing to reconstruct the local in Bjorken x quantities (like structure functions, polarized and unpolarized quark distributions, etc) knowing their n -th Mellin moments. All of them use the expansion of the local quantity in the series over the orthogonal polynomials (Bernstein, Laugerre, Legendre, Jacobi, etc). The most successful in applications (reconstruction of the local distributions from the evolved with GLAP moments and investigation of Λ_{QCD}) occurred the Jacobi polynomial expansion method (JEM) proposed in the pioneer work by Parisi and Sourlas [4] and elaborated⁷ in refs. [5] and [6]. Within JEM the local in Bjorken x function (structure functions or quark distributions) are expanded in the double series over the Jacobi polynomials and Mellin moments:

$$F(x) = x^\beta (1-x)^\alpha \sum_{k=0}^{N_{max}} \Theta_k^{(\alpha, \beta)}(x) \sum_{j=0}^k c_j^{(k), (\alpha, \beta)} M[j+1], \quad (4)$$

where N_{max} is the number of moments left⁸ in the expansion. For what follows it is of importance that the moments entering Eq. (4) are the *full* moments, i.e., the integrals over the entire Bjorken x region $0 < x < 1$ $M[j] = \int_0^1 dx x^{j-1} F(x)$. Until now nobody investigated the question of applicability of JEM to the rather narrow Bjorken x region available to the modern polarized SIDIS experiments. So, let us try to apply JEM to the reconstruction of $\Delta u_V(x)$ and $\Delta d_V(x)$ in the rather narrow Bjorken x region⁹ $a = 0.023 < x < b = 0.6$ available to HERMES, and to investigate is it possible to safely replace the full moments by the truncated ones. To this end we perform the simple test. We choose¹⁰ GRSV2000**NLO** (symmetric sea) parametrization [9] at $Q^2 = 2.5 \text{ GeV}^2$. Integrating the parametrization over the HERMES x_B region we then

⁷JEM with respect to polarized quark densities was first applied in ref. [7].

⁸Expansion (4) becomes exact when $N_{max} \rightarrow \infty$. However, the advantage of JEM is that even truncated series with small number of used moments N_{max} and properly fixed parameters α, β gives the good results (see, for example, [6]).

⁹We choose here the most narrow HERMES Bjorken x region where the difference between JEM and its modification MJEM (see below) application becomes especially impressive. However, even with the more wide Bjorken x region (for example, COMPASS [8] region $0.003 < x < 0.7$) it is of importance to avoid the additional systematical errors caused by the replacement of the full (unaccessible) moments in JEM (4) by the accessible truncated moments.

¹⁰Certainly, one can choose for testing any other parametrization.

calculate twelve truncated moments of the u and d valence distributions given by Eq. (2) with $a = 0.023, b = 0.6$. Substituting these moments in expansion (4) with $N_{max} = 12$, we look for optimal values of parameters α and β corresponding to the minimal deviation of reconstructed curves for $\Delta u_V(x)$ and $\Delta d_V(x)$ from the input (reference) curves corresponding to input parametrization. To find these optimal values α_{opt} and β_{opt} we use the program MINUIT [10]. The results are presented by Fig. 1. Looking at Fig. 1, one can see that the curves strongly differ from each other even for the high number of used moments $N_{max} = 12$. Thus, the substitution of truncated moments instead of exact ones in the expansion (4) is a rather crude approximation at least for HERMES Bjorken x region. Fortunately it is possible to modify the standard JEM in a such way that new series contains the truncated moments instead of the full ones. The new expansion looks as (see the Appendix)

$$F_{N_{max}}(x) \simeq \left(\frac{x-a}{b-a}\right)^\beta \left(1 - \frac{x-a}{b-a}\right)^\alpha \times \sum_{n=0}^{N_{max}} \Theta_n^{(\alpha,\beta)} \left(\frac{x-a}{b-a}\right) \sum_{k=0}^n c_{nk}^{(\alpha,\beta)} \frac{1}{(b-a)^{k+1}} \sum_{l=0}^k \frac{k!}{l!(k-l)!} M'[l+1](-a)^{k-l}, \quad (5)$$

where we introduce the notation (c.f. Eq. (2))

$$M'[j] = M'_{[a,b]}[j] = \int_a^b dx x^{j-1} F(x) \quad (6)$$

for the moments truncated to accessible for measurement Bjorken x region. It is of great importance that now in the expansion enter not the full (unavailable) but the truncated (accessible) moments. Thus, having at our disposal few first truncated moments extracted in NLO QCD (see Eqs. (1)), and using MJEM (Eq. (5)), one can reconstruct the local distributions in the accessible for measurement Bjorken x region.

Let us check how well MJEM works. To this end let us repeat the simple exercises with reconstruction of the known GRSV2000NLO (symmetric sea) parametrization and compare the results of $\Delta u_V(x)$ and $\Delta d_V(x)$ reconstruction with the usual JEM and the proposed MJEM. To control the quality of reconstruction we introduce the parameter

$$\nu = \frac{\int_a^b dx |F_{reconstructed}(x) - F_{reference}(x)|}{|\int_a^b dx F_{reference}|} \cdot 100\%, \quad (7)$$

where $F_{reference}(x)$ corresponds to the input parametrization and $F_{reconstructed}(x) \equiv F_{N_{max}}(x)$ in Eq. (5). We first perform the reconstruction with very high number of moments $N_{max} = 12$ (the maximum number of moments used with standard JEM in literature – see [6] and references therein) and then with small number $N_{max} = 4$. Notice that the last choice $N_{max} = 4$ is especially important because of peculiarities of the data on asymmetries provided by the SIDIS experiments. Indeed, the number of used moments should be as small as possible because first, the relative error $|\delta(M'[j])/M'[j]|$ on $M'[j]$ increases when j increases and second, the high moments becomes very sensitive to the replacement of integration by the sum over the bins. The results of $\Delta u_V(x)$ and $\Delta d_V(x)$ reconstruction with MJEM at $N_{max} = 12$ and with both JEM and MJEM (in comparison) at $N_{max} = 4$, are presented by Figs. 2 and 3. It is seen (see Fig. 2) that for $N_{max} = 12$ MJEM, on the contrary to the usual JEM (see Fig. 1), gives the excellent agreement between the reference and reconstructed curves. In the case $N_{max} = 4$ the difference in quality of reconstruction between JEM and MJEM (see Fig. 3) becomes especially

impressive. While for standard JEM the reconstructed and reference curves strongly differ from each other, the respective curves for MJEM are in a good agreement. Thus, one can conclude that dealing with the truncated, available to measurement, Bjorken x region one should apply the proposed modified JEM to obtain the reliable results on the local distributions.

Until now we looked for the optimal values of parameters α and β entering MJEM using explicit form of the reference curve (input parametrization). Certainly, in reality we have no any reference curve to be used for optimization. However, one can extract from the data in NLO QCD the first few moments (see Eqs. (1)). Thus, we need some criterium of MJEM optimization which would use for optimization of α and β only the known (extracted) moments entering MJEM.

On the first sight it seems to be natural to find the optimal values of α and β minimizing the difference of reconstructed with MJEM and input (extracted from the data) moments. However, it is easy to prove¹¹ that this difference is equal to zero identically:

$$M'_{[a,b]}[n] \Big|_{\text{reconstructed}} \equiv M'_{[a,b]}[n] \Big|_{\text{input}}, \quad n \leq N_{\max}, \quad (8)$$

i.e. all reconstructed moments with $n \leq N_{\max}$ are identically equal to the respective input moments *for any* α and β . Fortunately, we can use for comparison the “twice-truncated” moments

$$M''[n] \equiv M''_{[a+a', b-b']}[n] \equiv \int_{a+a'}^{b-b'} dx x^{n-1} F(x) \quad (a < a + a' < b - b' < b), \quad (9)$$

i.e. the integrals over the region less than the integration region $[a, b]$ for the “once-truncated” moments $M'_{[a,b]}$ entering MJEM (5). The respective optimization criterium can be written in the form

$$\sum_{j=0}^{N_{\max}} |M''_{(\text{reconstructed})}[j] - M''_{(\text{input})}[j]| = \min. \quad (10)$$

The “twice truncated” moments should be reconstructed in NLO QCD from the data in the same way as the “once truncated” moments – see Eqs. (1). In reality one can obtain “twice-truncated” moments removing, for example, first and/or last bin from the sum in Eq. (3).

Let us now check how well the optimization criterium (10) works. To this end we again perform the simple numerical test. We choose GRSV2000**NLO** parametrization at $Q^2 = 2.5 \text{ GeV}^2$ with both broken and symmetric sea scenarios. We then calculate four first “once-truncated” and four first “twice-truncated” moments defined by Eqs. (6) and (9), and substitute them in the optimization criterium (10). To find the optimal values of α and β we use the MINUIT [10] program. The results are presented by Fig. 4. It is seen that the optimization criterium works well for both symmetric and broken sea scenarios.

Thus, one can conclude that MJEM can be successfully applied for reconstruction of the local distributions knowing only few first truncated Mellin moments. Notice, however, that by construction MJEM reproduces the local distributions only in the accessible for measurement Bjorken x region. The question arises: could one attempt to reconstruct the local distributions outside the accessible region using the obtained with MJEM distributions as an input? To

¹¹It can be proved by analogy with the case of the usual JEM, where Eq. (8) with $[a, b] = [0, 1]$ holds (see, for example, [6]).

Table 1: Results of Δu_V and Δd_V reconstruction in the region $[a_{max} = 10^{-4}, b_{max} = 1]$ for the GRSV2000**NLO** parametrization for both symmetric (upper part) and broken sea (bottom) scenarios.

n	$\Delta u_V(x)$			$\Delta d_V(x)$		
	$M'_{[0.023,0.6]}{}^{\text{input}}$	$M'_{[10^{-4},1]}{}^{\text{output}}$	$M'_{[10^{-4},1]}{}^{\text{reference}}$	$M'_{[0.023,0.6]}{}^{\text{input}}$	$M'_{[10^{-4},1]}{}^{\text{output}}$	$M'_{[10^{-4},1]}{}^{\text{reference}}$
1	0.749	0.904	0.917	-0.275	-0.362	-0.340
2	0.153	0.164	0.167	-0.049	-0.051	-0.051
3	0.047	0.053	0.055	-0.013	-0.014	-0.014
4	0.017	0.021	0.023	-0.004	-0.005	-0.005
1	0.570	0.609	0.605	-0.114	-0.074	-0.029
2	0.137	0.150	0.149	-0.036	-0.038	-0.037
3	0.044	0.052	0.052	-0.012	-0.013	-0.013
4	0.017	0.023	0.022	-0.004	-0.006	-0.005

this end we propose to solve the following variational task. We apply MJEM, Eq. (5), to the maximally¹² extended Bjorken x region $[a_{max}, b_{max}]$ replacing the moments $M'_{[a_{max}, b_{max}]}[j]$ by $M'_{[a,b]}[j] + \epsilon_j$, where $\epsilon_j (j = 1 \dots 4)$ are the free variational parameters (ϵ_j should be considered as unknown “tails” of the full moments). Then, using MINUIT program [10], one finds the parameters ϵ_j requiring the minimal deviation of the reconstructed with ϵ_j curve from the input (reconstructed with criterium (10)) curve inside the accessible for measurement region $[a, b]$. The reconstructed in this way quantities $M'_{[a,b]}[j] + \epsilon_j$ should be compared with the reference (obtained by direct integration of the input parametrization) moments $M'_{[a_{max}, b_{max}]}[j] \big|_{\text{reference}}$. In ideal case (ideal reconstruction of “tails” ϵ_j) these quantities would coincide.

Let us test this variational procedure by the simple numerical exercise. We choose GRSV2000**NLO** parametrization (for both broken and symmetric sea scenarios) at $Q^2 = 2.5 \text{ GeV}^2$ as the reference one. Since the allowed [9] Bjorken x region for this parametrization is $[10^{-4}, 1]$ we choose $[a_{max}, b_{max}] = [10^{-4}, 1]$ and for the truncated region $[a, b]$ we again choose the accessible for HERMES Bjorken x region $[a, b] = [0.023, 0.6]$. The results of the variational procedure application are presented by Fig 5 and Table 1.

Comparing the reconstructed and input curves (see Fig. 5) one can see that they are in a quite good agreement while the slight deviation should be corrected in the future by improving the variational procedure. Fortunately, all four moments occur almost insensitive to this deviation. Indeed, from the Table 1 it is seen that the reconstructed full moments for both u and d valence quarks and for both scenarios are in a good agreement with the respective reference values. The most interesting is that the reconstructed first moments which are of the most importance for understanding the proton spin puzzle are in good agreement with their reference values.

Thus, all numerical tests confirm that the proposed modification of the Jacobi polynomial expansion method, MJEM, allows to reconstruct with a high precision the quark helicity distributions in the accessible for measurement Bjorken x region. Besides, the numerical calculations demonstrate that the application of MJEM together with the special variational procedure can allow to estimate the full first (especially important) quark moments knowing the distributions reconstructed with MJEM in the accessible for measurement Bjorken x region.

¹²For a moment, we restrict ourselves by the x_B region $[a_{max} = 10^{-5}, b_{max} = 1]$ which is typical for the most known parametrizations on the quark helicity distributions.

The authors are grateful to R. Bertini, O. Denisov, A. Korzenev, V. Krivokhizhin, E. Kuraev, A. Maggiora, A. Nagaytsev, A. Olshevsky, G. Piragino, G. Pontecorvo, I. Savin, A. Sidorov and O. Teryaev, for fruitful discussions.

Appendix

The JEM is the expansion of the x -dependent function (structure function or quark density) in the series over Jacobi polynomials $\Theta_n^{(\alpha,\beta)}(x)$ orthogonal with weight $\omega^{(\alpha,\beta)}(x) = x^\beta(1-x)^\alpha$ (see [4] -[6] for details):

$$F(x) = \omega^{(\alpha,\beta)} \sum_{k=0}^{\infty} \Theta_k^{(\alpha,\beta)}(x) \sum_{j=0}^k c_{kj}^{(\alpha,\beta)} M(j+1), \quad (\text{A.1})$$

where

$$M[j] = \int_0^1 dx x^{j-1} F(x) \quad (\text{A.2})$$

and

$$\int_0^1 dx \omega^{(\alpha,\beta)}(x) \Theta_n^{(\alpha,\beta)}(x) \Theta_m^{(\alpha,\beta)}(x) = \delta_{nm}. \quad (\text{A.3})$$

The details on the Jacobi polynomials

$$\Theta_k^{(\alpha,\beta)}(x) = \sum_{j=0}^k c_{kj}^{(\alpha,\beta)} x^j \quad (\text{A.4})$$

can be found in refs. [4] and [5]. In practice one truncates the series (A.4) living in the expansion only finite number of moments N_{max} – see Eq. (5). The experience shows [6] that JEM produces good results even with small number N_{max} .

The idea of modified expansion is to reexpand $F(x)$ in the series over the truncated moments $M'_{[ab]}[j]$ given by Eq. (5), performing the rescaling $x \rightarrow a + (b-a)x$ which compress the entire region $[0, 1]$ to the truncated region $[a, b]$. To this end let us apply the following ansatz

$$F(x) = \left(\frac{x-a}{b-a}\right)^\beta \left(1 - \frac{x-a}{b-a}\right)^\alpha \sum_{n=0}^{\infty} \tilde{f}_n \Theta_n^{(\alpha,\beta)}\left(\frac{x-a}{b-a}\right) \quad (\text{A.5})$$

and try to find the coefficients \tilde{f}_n . Multiplying both parts of Eq. (A.5) by $\Theta_k^{(\alpha,\beta)}((x-a)/(b-a))$, integrating over x in the limits $[a, b]$ and performing the replacement $t = (x-a)/(b-a)$, one gets

$$\int_a^b dx F(x) \Theta_k^{(\alpha,\beta)}\left(\frac{x-a}{b-a}\right) = (b-a) \sum_{n=0}^{\infty} \tilde{f}_n \int_0^1 dt t^\beta (1-t)^\alpha \Theta_n^{(\alpha,\beta)}(t) \Theta_k^{(\alpha,\beta)}(t), \quad (\text{A.6})$$

so that with the orthogonality condition Eq. (A.3) one obtains

$$\tilde{f}_n = (b-a)^{-1} \int_a^b dx F(x) \Theta_n^{(\alpha,\beta)}\left(\frac{x-a}{b-a}\right). \quad (\text{A.7})$$

Substituting Eq. (A.7) in the expansion (A.5), and using Eq. (A.4) one eventually gets

$$F(x) = \left(\frac{x-a}{b-a}\right)^\beta \left(1 - \frac{x-a}{b-a}\right)^\alpha \times \sum_{n=0}^{\infty} \Theta_n^{(\alpha,\beta)} \left(\frac{x-a}{b-a}\right) (b-a)^{-1} \sum_{k=0}^n c_{nk}^{(\alpha,\beta)} \frac{1}{(b-a)^k} \sum_{l=0}^k \frac{k!}{l!(k-l)!} M'_{[a,b]}[l+1](-a)^{k-l}, \quad (\text{A.8})$$

where $M'_{[a,b]}[j]$ is given by Eq. (6). Truncating in the exact Eq. (A.8) the infinite sum over n to the sum $\sum_{n=0}^{N_{max}}$ one gets the approximate equation (5).

References

- [1] A.N. Sissakian, O.Yu. Shevchenko and O.N. Ivanov, Phys. Rev. **D68** (2003) 031502
- [2] HERMES collaboration (A. Airapetyan et al.), Phys. Rev. **D71** (2005) 012003
- [3] A.N. Sissakian, O.Yu. Shevchenko and O.N. Ivanov, Phys. Rev. **D70** (2004) 074032
- [4] G. Parisi, N. Surlas, Nucl. Phys. **B151** (1979) 421
- [5] I.S. Barker, C.S. Langensiepen, G. Shaw, Nucl. Phys. **B186** (1981) 61; CERN-TH-2988
- [6] V.G. Krivokhizhin et al, Z. Phys. **C36** (1987) 51; JINR-E2-86-564
- [7] E. Leader, A.V. Sidorov, D.B. Stamenov, Int. J. Mod. Phys. **A13** (1998) 5573
- [8] COMPASS collaboration (G. Baum et al.), "COMPASS: A proposal for a common muon and proton apparatus for structure and spectroscopy", CERN-SPSLC-96-14 (1996).
- [9] M. Gluck, E. Reya, M. Stratmann, W. Vogelsang, Phys. Rev. **D63** (2001) 094005; hep-ph/0011215
- [10] F. James, M. Roos, Comput. Phys. Commun. **10** (1975) 343

Figure 1: The results of reconstruction of $\Delta u_V(x)$ ($\alpha_{opt} = 8.18922$, $\beta_{opt} = -0.99$) and $\Delta d_V(x)$ ($\alpha_{opt} = -0.99$, $\beta_{opt} = -0.387196$) with the usual JEM. Solid line corresponds to input/reference parametrization. Dotted line corresponds to the distributions reconstructed with JEM .

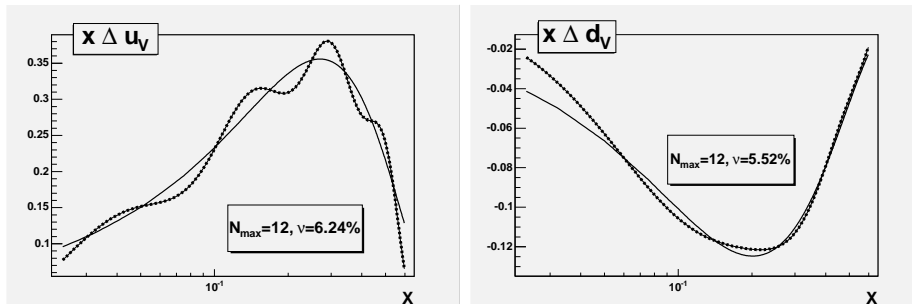


Figure 2: The results of reconstruction of $\Delta u_V(x)$ ($\alpha_{opt} = -0.827885$, $\beta_{opt} = -0.011505$) and $\Delta d_V(x)$ ($\alpha_{opt} = -0.989752$, $\beta_{opt} = -0.012393$) with MJEM. Solid line corresponds to input/reference parametrization. Dotted line corresponds to the distributions reconstructed with MJEM .

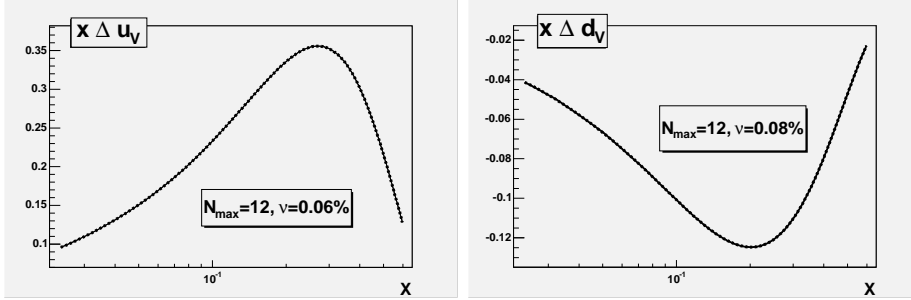


Figure 3: The upper part corresponds to $\Delta u_V(x)$ ($\alpha_{opt} = -0.99$, $\beta_{opt} = 0.054010$) and $\Delta d_V(x)$ ($\alpha_{opt} = 0.174096$, $\beta_{opt} = 0.162567$) reconstructed with the usual JEM. The bottom part corresponds to $\Delta u_V(x)$ ($\alpha_{opt} = -0.0025869$, $\beta_{opt} = -0.071591$) and $\Delta d_V(x)$ ($\alpha_{opt} = 0.110331$, $\beta_{opt} = -0.049255$) reconstructed with MJEM. Solid lines correspond to input/reference parametrization. Dotted lines correspond to the distributions reconstructed with JEM (upper part) and MJEM (bottom).

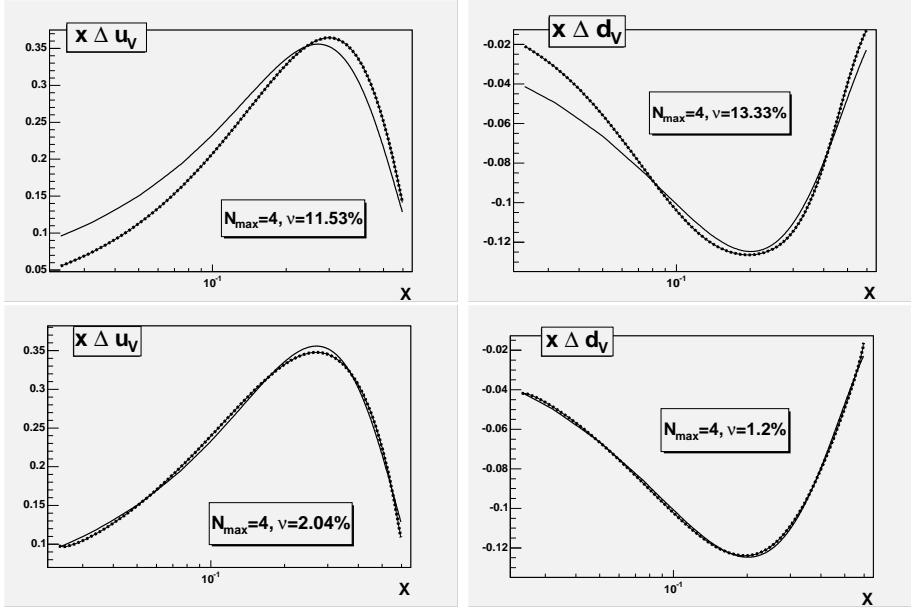


Figure 4: The results of reconstruction of Δu_V and Δd_V for GRSV2000**NLO** parametrization for both symmetric (up) and broken sea (down) scenarios. The solid line corresponds to the reference curve (input parametrization). The dashed line is reconstructed with MJEM and criterium (10) inside the accessible for measurement region ($[0.023, 0.6]$ here). Optimal values of parameters for symmetric sea scenario for Δu_V are $\alpha_{opt} = -0.15555$, $\beta_{opt} = -0.097951$ and for Δd_V are $\alpha_{opt} = -0.002750$, $\beta_{opt} = -0.07190$. Optimal values of parameters for broken sea scenario for Δu_V are $\alpha_{opt} = -0.209346$, $\beta_{opt} = 0.153417$ and for Δd_V are $\alpha_{opt} = 0.702699$, $\beta_{opt} = -0.293231$.

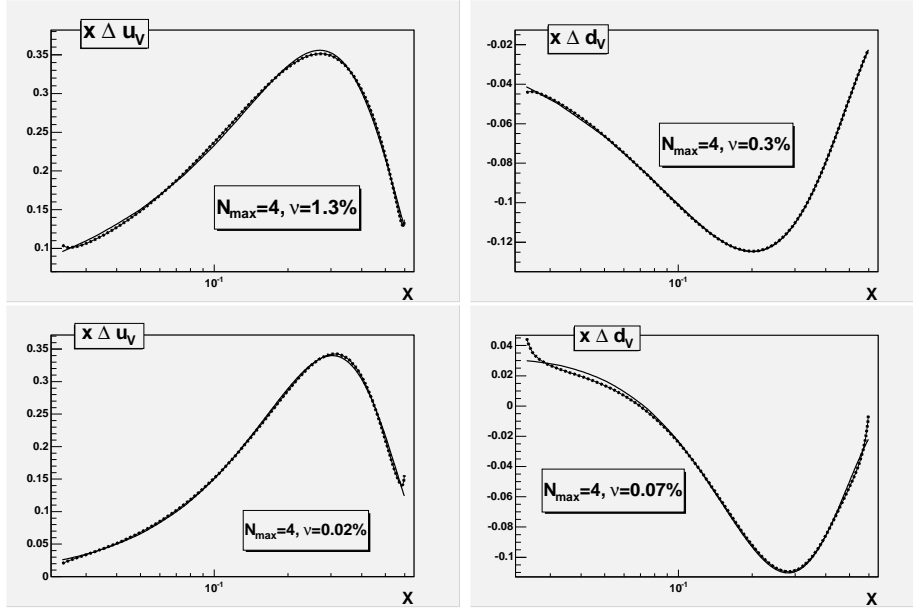


Figure 5: The results of Δu_V and Δd_V reconstruction in the region $[a_{max} = 10^{-4}, b_{max} = 1]$ for the GRSV2000**NLO** parametrization for both symmetric (up) and broken sea (down) scenarios. The solid line corresponds to the reference curve (input parametrization). The dashed line corresponds to the curve reconstructed in the entire $[a_{max} = 10^{-4}, b_{max} = 1]$ region with requirement of minimal deviation from the curve (bold solid line) reconstructed with MJEM and criterium (10) inside the accessible for measurement region ($[0.023, 0.6]$ here).

