

Diffractive parton distributions from perturbative QCD

A.D. MARTIN^a, M.G. RYSKIN^{a,b} AND G. WATT^c

^a Institute for Particle Physics Phenomenology, University of Durham, DH1 3LE, UK

^b Petersburg Nuclear Physics Institute, Gatchina, St. Petersburg, 188300, Russia

^c Deutsches Elektronen-Synchrotron DESY, 22607 Hamburg, Germany

Abstract

The asymptotic collinear factorisation theorem, which holds for diffractive deep-inelastic scattering, has important modifications in the sub-asymptotic HERA regime. We use perturbative QCD to quantify these modifications. The diffractive parton distributions are shown to satisfy an inhomogeneous evolution equation. We emphasise that it is necessary to include both the gluonic and sea-quark t -channel components of the perturbative Pomeron. The corresponding Pomeron-to-parton splitting functions are derived in the Appendix.

1 Introduction

A notable feature of deep-inelastic scattering is the existence of diffractive events, $\gamma^*p \rightarrow X + p$, in which the slightly deflected proton and the cluster X of outgoing hadrons are well-separated in rapidity.¹ At high energies, the large rapidity gap is believed to be associated with Pomeron, or vacuum-quantum-number, exchange. Some secondary Reggeons also have vacuum quantum numbers, but these contributions are exponentially suppressed as a function of the gap size, and are negligible at small x_P . The diffractive events make up an appreciable fraction of all (inclusive) deep-inelastic events, $\gamma^*p \rightarrow X$. We will refer to the diffractive and inclusive processes as DDIS and DIS respectively.

The recent improvement in the precision of the DDIS data [1, 2] allow improved analyses to be performed and more reliable diffractive parton densities to be extracted. Moreover, measurements of diffractive charm production in DIS are available [3], which provide added constraints, particularly on the diffractive gluon density.

¹The process and the corresponding variables are shown in Fig. 1.

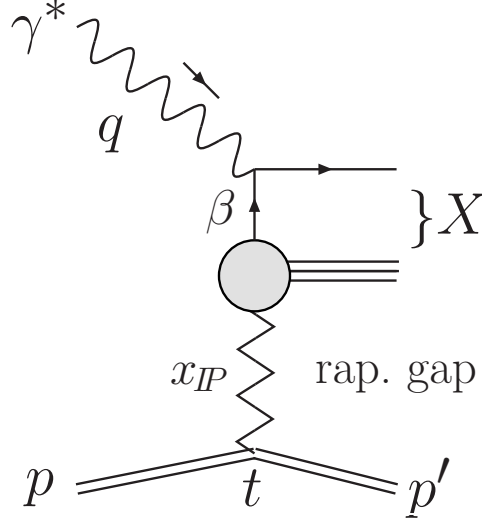


Figure 1: Diagram showing the kinematic variables which describe the DDIS process $\gamma^* p \rightarrow X + p$: x_{IP} is the fraction of the proton's momentum transferred through the rapidity gap, $\beta \equiv x_B/x_{IP}$ is the fraction of this momentum carried by the struck quark, x_B is the Bjorken x variable, $q^2 \equiv -Q^2$ is the photon virtuality, and t is the squared 4-momentum transfer.

It is common to perform analyses of DDIS data based on two levels of factorisation. First the diffractive structure function F_2^D may be written as the convolution of the usual coefficient functions as in DIS with diffractive parton distribution functions (DPDFs) a^D [4]:

$$F_2^D = \sum_{a=q,g} C_{2,a} \otimes a^D, \quad (1)$$

with factorisation scale μ_F , where $a^D = \beta q^D$ or βg^D satisfy DGLAP evolution in μ_F . The factorisation theorem (1) applies when μ_F is made large, therefore it is correct up to power-suppressed corrections. In a second stage, Regge factorisation is usually assumed [5] (see, for example, the preliminary H1 analysis [2]), such that the diffractive parton densities a^D are written as a product of the Pomeron flux factor $f_{IP}(x_{IP}, t)$ and the Pomeron parton densities $a^{IP} = \beta q^{IP}$ or βg^{IP} . Taking $\mu_F = Q$, the t -integrated form is

$$a^D(x_{IP}, \beta, Q^2) = f_{IP}(x_{IP}) a^{IP}(\beta, Q^2), \quad (2)$$

where the Pomeron flux factor is taken from Regge phenomenology,

$$f_{IP}(x_{IP}) = \int_{t_{\text{cut}}}^{t_{\text{min}}} dt \frac{e^{B_{IP} t}}{x_{IP}^{2\alpha_{IP}(t)-1}}, \quad (3)$$

with $\alpha_{IP}(t) = \alpha_{IP}(0) + \alpha'_{IP} t$. For simplicity of presentation we omit the contribution of secondary Reggeons to the right-hand side of (2). Strictly speaking, the parameters $\alpha_{IP}(0)$, α'_{IP} , and B_{IP} must be taken from fits to soft hadron data. However, then one fails to describe the x_{IP} dependence of the $F_2^{D(3)}$ diffractive data. Therefore, as a rule (see [2]), $\alpha'_{IP}(0)$ and B_{IP} are fixed by the analyses of soft hadron data, while $\alpha_{IP}(0)$, and the parameters describing the input Pomeron parton distributions at some scale μ_0 , are determined from the fit to the DDIS data.

In these analyses, the Pomeron is treated as an effective pole in the complex angular momentum plane, and regarded as a hadron-like object of more or less fixed size. This Regge factorisation takes place in the non-perturbative region at some low scale μ , with $\mu < \mu_0$, of the order of the (inverse) size of the hadron. However, in such fits, the value of $\alpha_P(0)$ extracted from DDIS data (for example, 1.17 in Ref. [2]) lies significantly above the value of 1.08 obtained from soft hadron data [6]. This indicates that there is a contribution coming from the small-size component of the Pomeron, that is, coming from the perturbative QCD region where the vacuum singularity has a larger intercept.

This Regge factorisation approach is a simplified phenomenological model. Here we shall not assume Regge factorisation for the whole a^D , but instead study the impact of applying perturbative QCD to the analysis of DDIS data. The procedure we discuss in this paper formed the basis of our earlier DDIS analyses [7, 8].

The content of this paper is as follows. In Section 2 we recall the collinear factorisation which underlies the description of inclusive DIS. This paves the way for the discussion in Section 3 of the evolution equations for the diffractive parton distributions a^D due to the perturbative Pomeron. These equations contain an appreciable inhomogeneous term², analogous to the inhomogeneous term in the evolution equations for the parton distributions of the photon. Since the evolution equations for the diffractive densities a^D are a little subtle, it may be helpful at this stage to look ahead to the discussion in Section 7. Although collinear factorisation holds in DDIS in the $\mu_F^2 \rightarrow \infty$ limit, at the relevant HERA energies there exist important modifications. These are discussed in Section 4. Then in Section 5 we explain why it is necessary to include a Pomeron made of a sea quark–antiquark pair in addition to the Pomeron made of two t -channel gluons. Section 6 shows some relevant properties of a recent analysis [7] using this approach, and Section 7 summarises how universal diffractive parton densities are extracted, after allowing for the modifications to DDIS factorisation. The Appendix contains a derivation of all of the Pomeron-to-parton leading order (LO) splitting functions that are necessary to analyse DDIS data.

2 Collinear factorisation

The problem in the analysis of both DIS and DDIS data is that we can only use perturbative QCD (pQCD) at small distances, that is, at large Q^2 . Within pQCD we can study the evolution of parton distributions, but the initial distributions at some relatively low scale μ are of non-perturbative origin and, at present, have to be determined by fitting to the data. A factorisation theorem underlies the analysis. It enables the amplitude to be factored into two parts, one purely in the pQCD domain, and the other parameterised by a phenomenological ansatz. In terms of Feynman diagrams, the factorisation is based on the resummation of the series of the most important higher-order corrections where the small coupling α_S is enhanced by a large $\ln(Q^2/\mu^2)$. That is, we can divide such diagrams, at a ‘logarithmic loop or cell’, into a part depending only on large scales from a part containing the low scale. Let us be more explicit.

²The existence of the inhomogeneous term has been known for some time [9, 10], but it is ignored in most phenomenological analyses of DDIS data.

First, recall how collinear factorisation occurs in DIS. In a physical gauge (such as the axial gauge for the gluon field with $\mathcal{A}_\mu^A q'^\mu = 0$, where q' is the light-cone vector in the photon direction) the leading log contributions come from ladder-type graphs³, see Fig. 2 [11]. In such graphs any box may be considered as the logarithmic loop which provides the factorisation at some scale $\mu = \mu_F$. Indeed, the integral over each virtuality q_i takes the form $\int^{q_{i+1}^2} dq_i^2/q_i^2$, and in order to generate a large log to compensate the small α_S , we need to be in the strongly-ordered region⁴ with $q_i^2 \ll q_{i+1}^2$. Because of this strong ordering, the parton q_i may be considered on-mass-shell for the upper part of the diagram, which can be regarded as the matrix element of the hard subprocess where all the other virtualities are much larger than q_i . This upper part represents the $\gamma^* q_i$ interaction, and contains the coefficient function and the upper part of the ladder. At LO we keep the LO coefficient function and the LO splitting functions, so each upper loop is logarithmic and could provide an alternative factorisation scale μ_F . The distribution of parton q_i depends on the parameterised input distribution at some fixed scale μ_0 determined by fitting to the data in the pQCD domain. Starting with the phenomenological distribution at μ_0 the PDF is evolved up to the factorisation region μ_F . The physical result does not depend on the choice of the factorisation scale μ_F (up to $\mathcal{O}(\alpha_S)$ corrections when working at LO accuracy). If we change μ_F we move from one cell to another. The change in the distribution in going to the new μ_F is compensated by the change of the hard interaction in the upper part of the diagram.

Corrections to this LO picture occur if two gluons may have comparable virtualities or if an extra gluon were to cross one or more of the existing gluon rungs (as shown in Fig. 2). In these cases the large log integrations are absent. In such contributions the extra powers of α_S are unaccompanied by logarithmic enhancement, that is, they are higher-order in α_S (NLO, NNLO, ...) contributions to the splitting functions. If the additional gluon couples to the upper blob or the uppermost rung, then it would involve higher-order contributions to the coefficient function.

3 Evolution of the diffractive parton densities

Let us now turn to DDIS. Here we have to include a rapidity gap between the ladder and the proton target, and to identify the appropriate factorisation scale for the DPDF evolution.

3.1 Starting scales

Consider the LO Feynman graph where Pomeron exchange is described by a gluon ladder, see the left-hand side of Fig. 3. The kinematics of the process are fixed by the momentum \tilde{k} of the first emitted parton at the end of the rapidity gap. Indeed, the virtuality of the first t -channel parton in the upper ladder fixes the scale $\mu^2 = k_t^2/\tilde{\beta}$, where $\tilde{\beta}$ is the (light-cone) momentum

³Besides the ladder graphs, we have to include virtual loop corrections, which may be included in the usual way by the plus prescription.

⁴(LO) DGLAP evolution effectively sums up these leading $\ln(Q^2/\mu^2)$ terms. In the case of BFKL we have an analogous factorisation. However, instead of $\int dq_i^2/q_i^2$, we have $\int dz_i/z_i$ to provide the strong ordering in emission angles of the gluons. In this case the t -channel partons are two reggeised gluons.

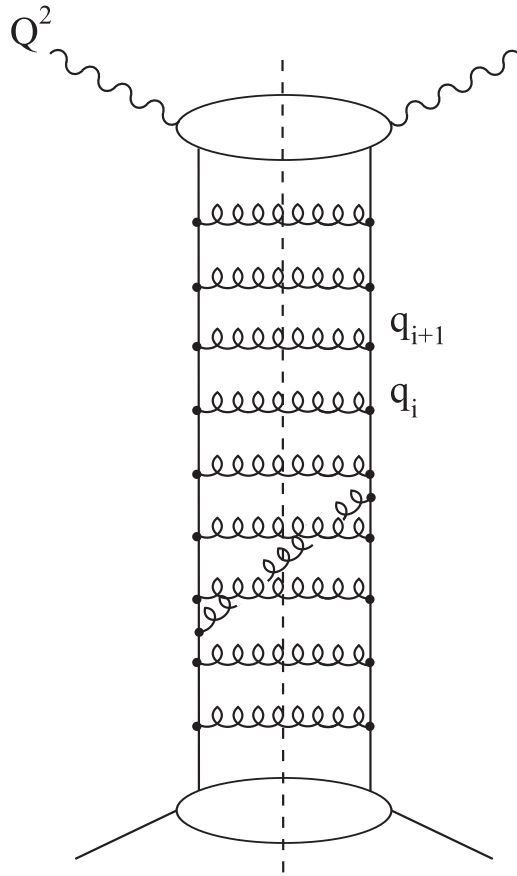


Figure 2: Ladder-type diagram for the DIS cross section. The gluon line crossing two gluon rungs means that this is a NNLO contribution with two α_S factors unaccompanied by $\ln(Q^2/\mu^2)$ enhancements.

fraction of the Pomeron carried by parton \tilde{k} and k_t is its transverse momentum. The derivation of $\mu^2 = k_t^2/\tilde{\beta}$ is given in the Appendix, see (A44). We assume that $|t| \ll k_t^2$. This scale μ plays the rôle of the lowest factorisation scale for the usual DGLAP evolution in the upper part of the diagram. *Simultaneously*, it is the upper scale for the lower part of the diagram. Indeed, the integral over the transverse momentum l_t of the t -channel gluon has the logarithmic form for $l_t^2 \ll \mu^2$, whereas for $l_t^2 \gg \mu^2$ it converges as dl_t^2/l_t^4 and its contribution may be neglected as usual. After accounting for the evolution in the lower part of the diagram, and integrating over l_t , the probability amplitude to find the appropriate t -channel gluons is given, at LO, by the conventional⁵ integrated gluon distribution of the proton, $x_P g(x_P, \mu^2)$, which is known from global analyses of DIS and related hard-scattering data.

The evolution of a^D is a little subtle. Before we integrate over the momentum k_t — that is, selecting events with a fixed transverse momentum of the lowest parton — we can indeed see that the scale μ is the lowest possible factorisation scale for the diffractive parton densities a^D . However, in an inclusive (DDIS) event, we must integrate over k_t . The integral over k_t translates into an integral over μ , and may be written, up to a normalisation factor, in the form⁶

$$a^D = \int_{\mu_0^2}^{Q^2} \frac{d\mu^2}{\mu^2} \frac{1}{x_P} \left[\frac{\alpha_S}{\mu} x_P g(x_P, \mu^2) \right]^2 a^P. \quad (4)$$

The term $[...]^2/x_P$ plays the rôle of the Pomeron flux, f_P , which occurs in the conventional analysis, see (2) and (3). At first sight, the integral is concentrated in the infrared region of low μ . However, for DDIS we consider very small x_P . In this domain the gluon has a large anomalous dimension. Asymptotically, BFKL predicts $x_P g(x_P, \mu^2) \sim (\mu^2)^{0.5}$ for fixed α_S [13]. In this case the integral (4) takes a logarithmic form, and we cannot neglect the large scale μ contribution. This complicates the evolution by adding a non-negligible *inhomogeneous* term to the DGLAP equation for the diffractive parton densities a^D .

3.2 Inhomogeneous contribution to the evolution equation for a^D

Before we present the evolution equation for DDIS, it is informative to recall the evolution equation for the parton distributions of the photon, which also contains an inhomogeneous term. It is of the form [14]

$$\frac{\partial q(x, Q^2)}{\partial \ln Q^2} = \frac{\alpha_S}{2\pi} \int_x^1 \frac{dz}{z} P_{qq}(z) q\left(\frac{x}{z}, Q^2\right) + \frac{\alpha_{\text{em}} e_q^2}{2\pi} \int_x^1 \frac{dz}{z} P_{q\gamma}(z) \gamma\left(\frac{x}{z}, Q^2\right), \quad (5)$$

where, for simplicity, we show only the quark non-singlet evolution. The right-hand side of the evolution equation now contains an inhomogeneous term, which acts as an *extra source* of quarks produced by the splitting of a point-like photon. The point-like photon has a distribution of the form

$$\gamma(y, Q^2) = \delta(1 - y). \quad (6)$$

⁵To be precise, the *skewed* gluon distribution is required, which can be written as a constant factor (A23) multiplied by the conventional gluon distribution [12].

⁶The derivation of the form of (4) is given in Section A.1 of the Appendix.

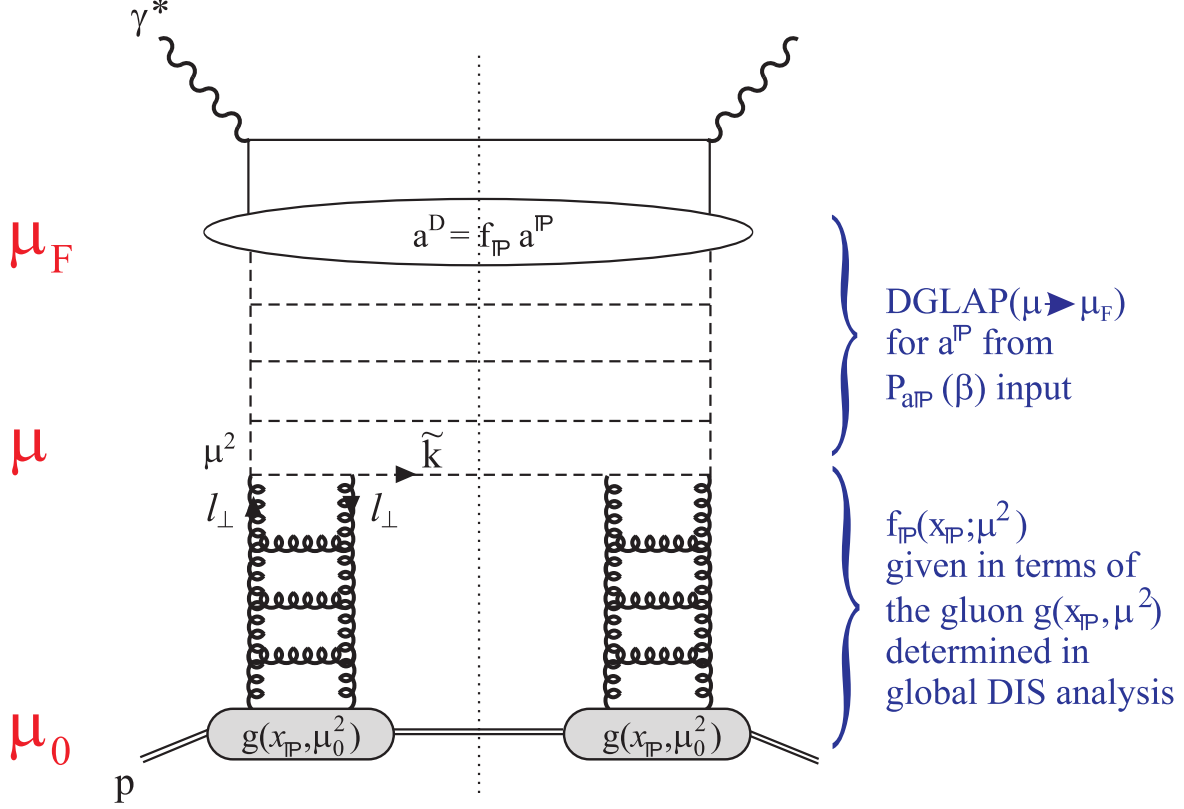


Figure 3: A ladder-type diagram showing a contribution to the diffractive parton densities $a^D(x_{IP}, \beta, \mu_F^2)$ in the perturbative region, $\mu > \mu_0$. DGLAP evolution for the Pomeron densities ($a^{IP} = \beta q^{IP}, \beta g^{IP}$) is performed from μ to μ_F for each component μ of the perturbative Pomeron in the perturbative interval $\mu_0 < \mu < \mu_F$ and then the sum is taken. The virtuality μ^2 of the first t -channel parton in the upper ladder is fixed by the momentum \tilde{k} of the emitted parton at the edge of the rapidity gap, $\mu^2 = k_t^2/\tilde{\beta}$, see (A44). The dashed lines in the upper ladder may be either gluons or quarks. The two gluon ladders shown in the diagram represent Pomerons. In general, these ladders can also contain quarks as well as gluons. We label the contributions where the two uppermost t -channel partons (labelled l_\perp on the left-hand side) are gluons, in both lower ladders, by $IP = G$. There are also contributions in which both ladders have a sea quark–antiquark pair as the two uppermost t -channel partons. We denote these contributions by $IP = S$. The flux factor in this case, $f_{IP=S}$, is given by (7) with g replaced by the sea quark density of the proton, S . There are also interference terms in which one ladder is $IP = G$ and the other ladder is $IP = S$. We denote this contribution by $IP = GS$. The factorisation scale μ_F^2 is usually taken to be Q^2 .

Note that, since the photon is point-like, the extra source is independent of Q^2 .

We also have an *extra source* of contributions in the evolution of the diffractive parton densities, a^D , for μ in the perturbative region. Thus the evolution equation for a^D contains an inhomogeneous term. This term depends on the scale μ . From (4), we see that the dependence is described by the factor

$$f_{\mathbb{P}}(x_{\mathbb{P}}; \mu^2) \equiv \frac{N}{x_{\mathbb{P}}} \left[\frac{\alpha_S}{\mu} x_{\mathbb{P}} g(x_{\mathbb{P}}, \mu^2) \right]^2, \quad (7)$$

which specifies the strength of the *inhomogeneous source* of partons coming from the component of the Pomeron of size $1/\mu$. (Our choice of the normalisation factor N is specified in the Appendix, see (A30).) To be more precise, we mean partons coming from the component of the Pomeron wave function corresponding to the integration of the lower parts of the diagram shown in Fig. 3 over l_t up to scale μ . An explicit pQCD calculation [15] shows that the corresponding splitting functions of this perturbative Pomeron into quarks and gluons are of the form

$$P_{q\mathbb{P}}(\beta) \propto \beta^3(1 - \beta), \quad (8)$$

$$P_{g\mathbb{P}}(\beta) \propto (1 + 2\beta)^2(1 - \beta)^2. \quad (9)$$

The derivation and normalisation⁷ of the splitting functions (and flux factor $f_{\mathbb{P}}$) are given in the Appendix, see (A31) and (A58). Differentiating (4) with respect to $\ln Q^2$, we see that the evolution equations for the diffractive parton densities ($a^D = \beta q^D, \beta g^D$) are

$$\begin{aligned} \frac{\partial a^D}{\partial \ln Q^2} &= \int_{\mu_0^2}^{Q^2} \frac{d\mu^2}{\mu^2} f_{\mathbb{P}}(x_{\mathbb{P}}; \mu^2) \frac{\partial a^{\mathbb{P}}}{\partial \ln Q^2} + f_{\mathbb{P}}(x_{\mathbb{P}}; \mu^2) a^{\mathbb{P}}(\beta, Q^2; \mu^2) \Big|_{\mu^2=Q^2} \\ &= \int_{\mu_0^2}^{Q^2} \frac{d\mu^2}{\mu^2} f_{\mathbb{P}}(x_{\mathbb{P}}; \mu^2) \frac{\alpha_S}{2\pi} \sum_{a'=q,g} P_{aa'} \otimes a'^{\mathbb{P}} + f_{\mathbb{P}}(x_{\mathbb{P}}; Q^2) a^{\mathbb{P}}(\beta, Q^2; Q^2) \\ &= \frac{\alpha_S}{2\pi} \sum_{a'=q,g} P_{aa'} \otimes a'^D + f_{\mathbb{P}}(x_{\mathbb{P}}; Q^2) P_{a\mathbb{P}}(\beta). \end{aligned} \quad (10)$$

Here, $a^{\mathbb{P}}(\beta, Q^2; \mu^2)$ are the Pomeron parton densities DGLAP-evolved from a starting scale μ^2 up to Q^2 , from input distributions $a^{\mathbb{P}}(\beta, \mu^2; \mu^2) = P_{a\mathbb{P}}(\beta)$.

If we were to assume that $f_{\mathbb{P}}$ were independent of μ^2 , as is the case for BFKL asymptotics, then (10) would be an inhomogeneous DGLAP equation exactly analogous to that for the photon. The only essential difference would be the form of the β dependence of the splitting functions $P_{a\mathbb{P}}$. At first sight this appears strange. The Pomeron, unlike the photon, is an extended object, and we might have anticipated a form factor dependence $f_{\mathbb{P}} \sim 1/(\mu^2 R_{\mathbb{P}}^2)$. For such an extreme behaviour, the inhomogeneous term would be a power correction and could be neglected in the evolution equation. However, at very small $x_{\mathbb{P}}$, the proton gluon density $g(x_{\mathbb{P}}, \mu^2)$ grows as $(\mu^2)^{0.5}$, and compensates the form factor power-like suppression. The HERA domain is an intermediate region: the anomalous dimension γ is not small, but is less than 0.5,

⁷Of course, only the product of the flux factor and the splitting functions have a precisely defined normalisation. Our choice for the normalisation of the separate factors is given in the Appendix.

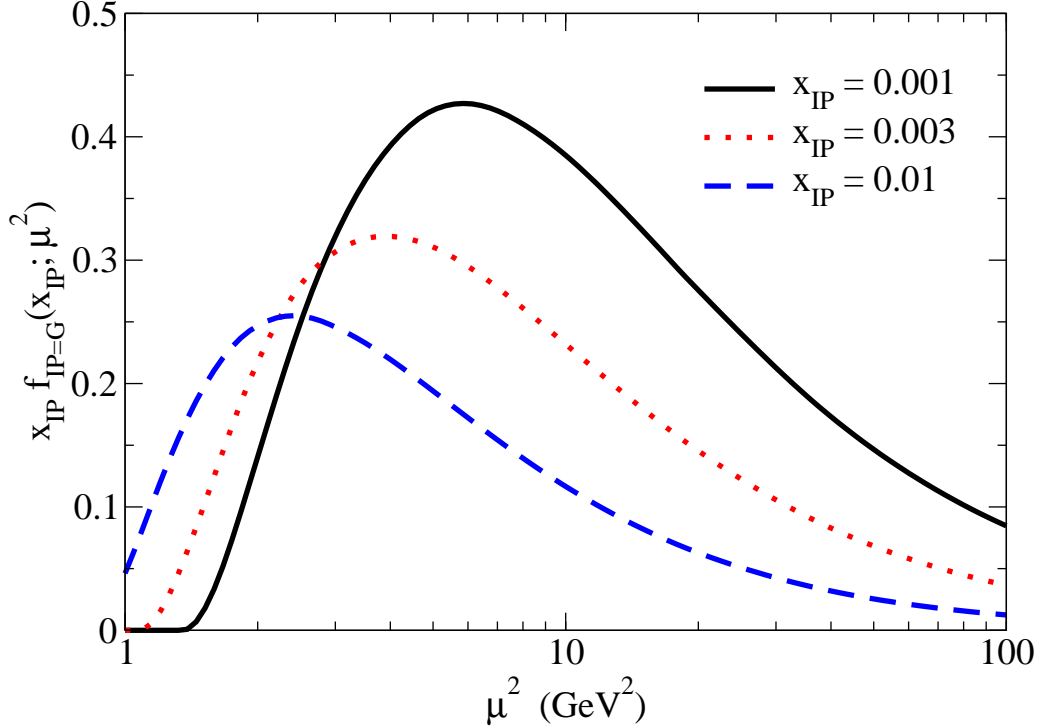


Figure 4: The μ^2 dependence of the flux factor f_{IP} , given by (7) with $N = 1$, for three different values of x_{IP} and using the MRST2001 NLO gluon distribution of the proton [16].

with $g \sim (\mu^2)^\gamma$. Thus, although the integral in (4) is convergent at large μ^2 , we still cannot neglect the inhomogeneous term in (10).

The behaviour of the inhomogeneous term can be seen from Fig. 4, which shows the μ^2 dependence of the flux f_{IP} of (7) with $N = 1$ for three typical HERA values of x_{IP} . Of course, f_{IP} is not constant and dies out with increasing μ^2 , but it is still appreciable up to rather large μ^2 . Therefore, we cannot neglect the inhomogeneous contribution when we describe HERA diffractive data with $Q^2 \sim 10\text{--}50 \text{ GeV}^2$. Typically the perturbative contribution, from scales $\mu > \mu_0 \sim 1 \text{ GeV}$, is found [7] to be responsible for about half or more of the DDIS HERA data, depending on the value of β . Moreover, it is seen from Fig. 4 that, even for very large Q^2 , DDIS factorisation must be modified when working with input scales μ_0^2 less than about $10\text{--}50 \text{ GeV}^2$. Also, note that the convergence of the μ^2 integral decreases with decreasing x_{IP} .

In practice, rather than to solve the inhomogeneous equation (10) directly, it is more convenient to use a separate standard homogeneous DGLAP equation for each component μ of the Pomeron. Then we can sum up (that is, integrate over μ) the different μ^2 contributions, in which the standard DGLAP evolution of each component starts from its own scale μ , provided that μ is in the pQCD domain ($\mu > \mu_0$), and continues up to the (collinear) factorisation scale μ_F . The contribution coming from $\mu < \mu_0$ must be treated non-perturbatively. This component of the diffractive densities a^D is included in the starting distributions at μ_0 whose parameters are obtained by fitting to data.

4 Factorisation in DDIS and sub-asymptotic effects

From the formal viewpoint, for any fixed x_P , the inhomogeneous term in the evolution equation (10) for a^D dies out as $Q^2 \rightarrow \infty$. Thus if we evolve from a large enough starting scale, μ_S , we are entirely in the perturbative regime and the diffractive parton densities, a^D , are described by the usual (homogeneous) DGLAP equations and satisfy the collinear factorisation theorem, just like the parton densities for DIS whose factorisation was described in Section 2. The factorisation theorem for DDIS was proved in Ref. [4].

However, this is not true in the HERA domain, and in this section we emphasise those places where a more precise treatment of diffractive parton densities is necessary. Nevertheless, universal diffractive parton distributions can still be obtained from analysing DDIS data, provided that care is taken in the analysis.

4.1 Inclusion of the inhomogeneous term and the effect on g^D

For a low starting scale μ_S , but still satisfying $\mu_S \gg \Lambda_{\text{QCD}}$, we can no longer omit the inhomogeneous term in the evolution (10) of the diffractive parton densities, a^D . One consequence is that we will obtain a smaller diffractive gluon density g^D . Indeed, it is known from the global analyses of DIS data that the gluon is mainly driven by $g \sim \partial F_2 / \partial \ln Q^2$. However, for DDIS, the perturbative Pomeron contribution to $F_2^{\text{D}(3)}$ is [7]

$$F_{2,\text{pert.}}^{\text{D}(3)}(x_P, \beta, Q^2) = \int_{\mu_0^2}^{Q^2} \frac{d\mu^2}{\mu^2} f_{IP}(x_P; \mu^2) F_2^{IP}(\beta, Q^2; \mu^2) \quad (11)$$

$$\implies \frac{\partial F_{2,\text{pert.}}^{\text{D}(3)}}{\partial \ln Q^2} = \int_{\mu_0^2}^{Q^2} \frac{d\mu^2}{\mu^2} f_{IP}(x_P; \mu^2) \frac{\partial F_2^{IP}(\beta, Q^2; \mu^2)}{\partial \ln Q^2} + f_{IP}(x_P; Q^2) F_2^{IP}(\beta, Q^2; Q^2). \quad (12)$$

Here, $F_2^{IP}(\beta, Q^2; \mu^2)$ is the Pomeron structure function, evaluated from the DGLAP-evolved Pomeron parton densities $a^{IP}(\beta, Q^2; \mu^2)$. Therefore, part of the derivative $\partial F_2^{\text{D}(3)} / \partial \ln Q^2$ comes from the upper limit Q^2 of the integral over the Pomeron scale μ , and so this results in a smaller diffractive gluon density than if the second term of (12) was neglected.

4.2 Heavy quark contributions

To be specific we consider the contributions of the charm quark, c . For moderate Q^2 it is convenient to use the fixed flavour number scheme, where the charm contribution arises from photon-gluon fusion $\gamma^* g^P \rightarrow c\bar{c}$. However, in this case we will miss the diagram where the Pomeron directly produces the c quark, that is, when c is the lowest parton \tilde{k} in the upper ladder of Fig. 3. In this case there is no evolution and no factorisation. This contribution should be added separately.

At high Q^2 the difference between light and heavy quarks disappears. Then we should use a variable flavour number scheme, where a diffractive charm density is introduced at scales above the charm threshold.

Here is a good place to emphasise the difference between the Pomeron densities a^{IP} and the t -channel content of the Pomeron. Already in the charm example above, we see that although

the Pomeron is built up only of gluons, it produces not only gluons, but also light and heavy quarks.

In analogy to heavy quark production, the *direct* coupling of the perturbative Pomeron has to be included in the description of high E_T dijets in DDIS. Again, this cannot be described purely as a convolution of a^D with a ‘hard’ matrix element. This *direct* contribution should be added separately.

4.3 Twist-four contributions in DDIS

From (8) and (9), we see that the leading-twist splitting functions vanish as $\beta \rightarrow 1$. For large β and the Q^2 values typical at HERA, we cannot neglect the twist-four $F_L^{D(3)}$ contribution, which goes to a constant value as $\beta \rightarrow 1$. This contribution was calculated in Ref. [15], and turns out to be numerically appreciable. Moreover it dies out with increasing Q^2 rather slowly since the extra $1/Q^2$ twist-four suppression is partly compensated by the sizeable anomalous dimension γ of the gluon; recall $[g(x_P, Q^2)]^2 \sim (Q^2)^{2\gamma}$. This twist-four contribution goes beyond the leading twist-two approximation. It is described by its own twist-four evolution and coefficient functions.

5 The sea-quark component of the Pomeron

So far we have taken the Pomeron to be a parton ladder where the two uppermost t -channel partons are gluons. However, at small scales μ^2 , the gluon densities have a valence-like structure. They decrease with decreasing x already from $x \sim 0.01$ for $\mu^2 \sim 2 \text{ GeV}^2$, see Fig. 5. On the other hand, the sea quark density $S = 2(\bar{u} + \bar{d} + \bar{s})$ increases as $xS \sim x^{-0.2}$ with decreasing x . As a consequence we have to include another contribution to the Pomeron in which the two uppermost t -channel partons in the lower ladders in Fig. 3 are a sea quark–antiquark pair. Thus we must introduce a sea-quark Pomeron flux $f_{IP=S}$ given by (7) with $x_P g$ replaced by $x_P S$. To avoid confusion we denote the flux in (7) by $f_{IP=G}$. In addition, we must include the $IP = GS$ interference term. In general, the two lower ladders in Fig. 3, shown as gluon ladders, contain both quarks and gluons. For a gluonic Pomeron ($IP = G$) or a sea-quark Pomeron ($IP = S$) the two uppermost partons in the ladders are gluons or sea quarks respectively. In addition, we must include the interference contribution coming from one $IP = G$ ladder and one $IP = S$ ladder in Fig.3.

We present the calculation of all the LO Pomeron-to-parton splitting functions in the Appendix. The calculation of the splitting functions for the gluonic Pomeron (see $P_{q,IP=G}$ and $P_{g,IP=G}$ of (8) and (9) respectively) already exist⁸ in the literature [15], but those for the sea-quark Pomeron are derived for the first time.⁹ They have the forms

$$P_{q,IP=S}(\beta) \propto \beta(1 - \beta), \quad (13)$$

$$P_{g,IP=S}(\beta) \propto (1 - \beta)^2, \quad (14)$$

⁸Here we clarify certain factors of 2.

⁹These forms were used in the analyses of Ref. [7, 8].

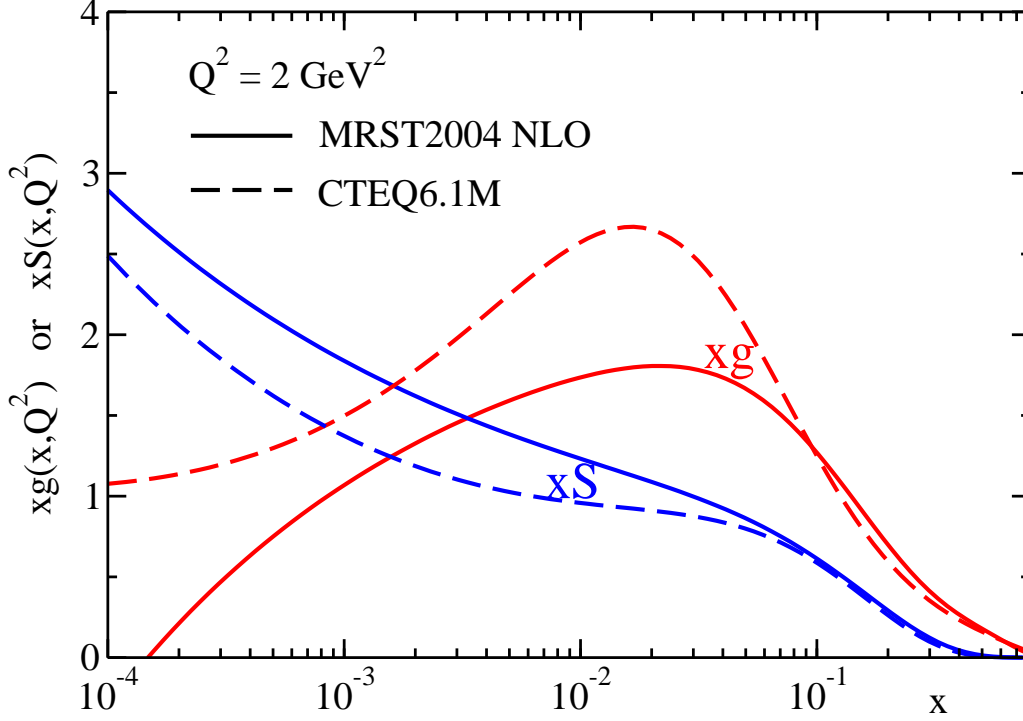


Figure 5: The behaviour of the gluon and sea quark distributions at $Q^2 = 2 \text{ GeV}^2$ found in the CTEQ6.1M [17] and MRST2004 NLO [18] global analyses. The valence-like behaviour of the gluon is evident.

see (A71) and (A84) of the Appendix. In addition, there are interference contributions between the gluonic Pomeron and the sea-quark Pomeron, which we label by the notation $IP = GS$. These splitting functions have the forms

$$P_{q,IP=GS}(\beta) \propto \beta^2(1 - \beta), \quad (15)$$

$$P_{g,IP=GS}(\beta) \propto (1 - \beta)^2(1 + 2\beta), \quad (16)$$

see (A89) and (A96) of the Appendix.

6 pQCD analysis of DDIS data

The pQCD approach described above has been used to analyse the new HERA DDIS data [7]. A good description of both the ZEUS and H1 data was obtained. The plots in Fig. 6 show the separate non-perturbative and perturbative ($IP = G, S$, and the GS interference) contributions to $F_2^{D(3)}$, for two sets of values of x_P , β , and Q^2 . The numbers in brackets in Fig. 6 show the total contribution of the different components starting from $\mu_0 = 1 \text{ GeV}$; and correspond in the perturbative cases to taking the integral over μ^2 . We see, first, that the perturbative contribution is significant and sometimes dominant and, second, that the modifications of DDIS factorisation are important, that is, the inhomogeneous term in the evolution equation plays a crucial rôle.

It is informative to study the various contributions to $\partial F_2^{D(3)} / \partial \ln Q^2$ in some detail, since this is the quantity which mainly drives the behaviour of the diffractive gluon distribution.

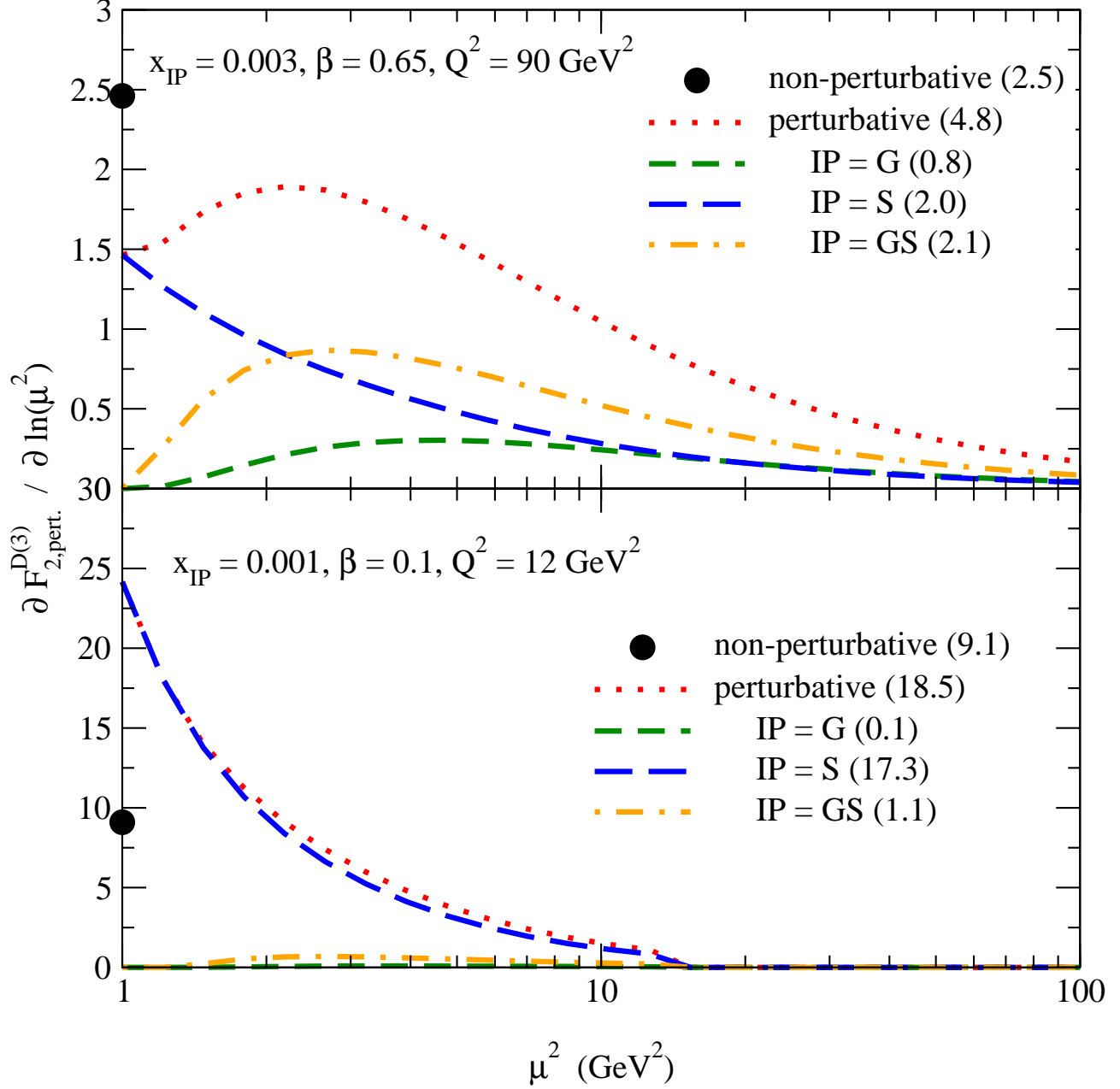


Figure 6: The perturbative ($IP = G, S$, and the GS interference) and non-perturbative contributions to $F_2^{D(3)}$, for two sets of x_P , β , and Q^2 values, found in the analysis of HERA DDIS data in Ref. [7]. The plots show the μ^2 dependence of the perturbative contributions; their integral over μ^2 is shown by the numbers in parentheses in the legend.

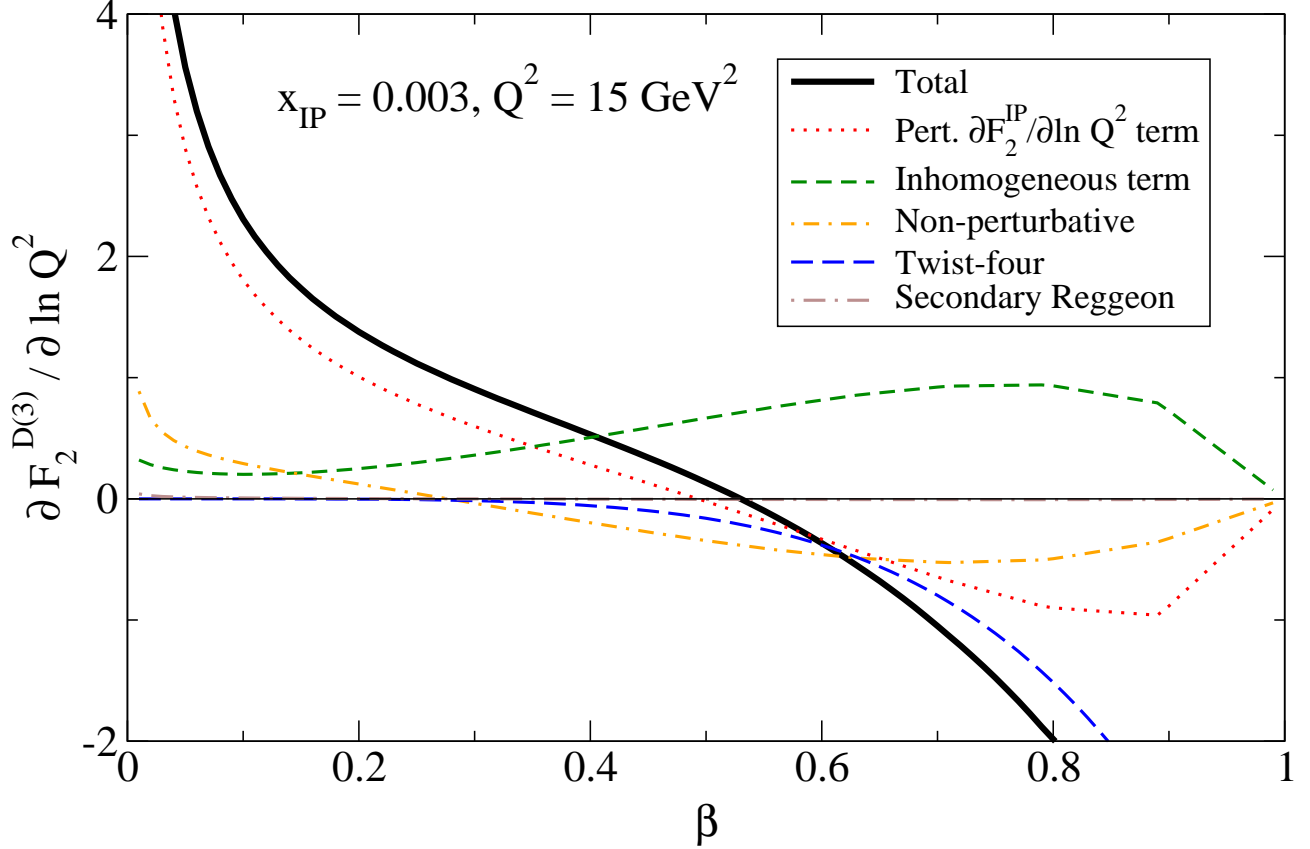


Figure 7: The breakdown of the contributions to the description of the slope $\partial F_2^{D(3)}/\partial \ln Q^2$ as a function of β , for $Q^2 = 15 \text{ GeV}^2$ and $x_{IP} = 0.003$ obtained in the MRW analysis [7] of the combined ZEUS and H1 DDIS data, which uses MRST2001 NLO partons [16] to calculate the perturbative Pomeron flux.

Recall that in the global analyses of inclusive DIS data, the small- x gluons are extracted using DGLAP evolution in which $\partial F_2/\partial \ln Q^2 \sim g$. As we have mentioned, in DDIS, the derivative $\partial F_2^{D(3)}/\partial \ln Q^2$ contains an additional contribution arising from the inhomogeneous term, see (12). In Fig. 7 we show the β dependence of the $\ln Q^2$ derivative of $F_2^{D(3)}$, for $x_{IP} = 0.003$ and $Q^2 = 15 \text{ GeV}^2$, obtained in the recent MRW analysis [7] which takes $\mu_0 = 1 \text{ GeV}$. From this figure, we see that the major contribution to $\partial F_2^{D(3)}/\partial \ln Q^2$ comes from the first term in (12), that is, the perturbative DGLAP contribution for $\mu > \mu_0$ given by the dotted curve. The non-perturbative contribution coming from $\mu < \mu_0$ is rather small for $\beta \lesssim 0.5$. The contribution corresponding to the differentiation of the upper limit of the μ^2 integral, that is, the second term in (12), is shown by the short dashed line. Clearly it is not negligible. The twist-four ($F_L^{D(3)}$) contribution is important, as expected, for large β , and the contribution from the secondary Reggeon at this small value of x_{IP} is practically invisible. In summary, we see that the slope for $\beta \lesssim 0.2$ is dominated by the perturbative DGLAP contribution, and for $\beta \gtrsim 0.8$ by the twist-four $F_L^{D(3)}$ contribution, while for $\beta \sim 0.5$ the inhomogeneous contribution is largest. In any complete analysis of DDIS data, it is clear that the inhomogeneous term must be taken into account.

7 Discussion

The QCD analysis of diffractive structure functions is subtle. To clarify the situation it may be helpful to pursue the analogy with the parton distributions of the photon. The evolution can be expressed in two alternative forms. In the first form, the DGLAP evolution (5) of the parton distributions of the photon includes an inhomogeneous term arising from the direct splitting of a point-like photon into a $q\bar{q}$ pair. This splitting may take place at any current scale. An alternative way to account for this effect is to treat the photon as a parton, and to consider homogeneous DGLAP equations which embrace the evolution of the gluon and quark distributions, together with that of the photon itself. For such a photon density we have the trivial distribution $\gamma = \delta(1-x)$, but now the *inhomogeneous* term is embodied in the enlarged set of *homogeneous* DGLAP equations for q, g together with γ . The advantage of the latter approach is that, in such a form, we have enlarged the subspace where the factorisation theorem applies. We can now factor off the matrix element of the hard subprocess $i + j \rightarrow X$ where $i, j = q, g$, or γ . Thus we have the possibility of the photon directly participating in the hard interaction.

In the case of the parton distributions of the Pomeron, we have a very similar situation to that of the parton densities of the photon. The DGLAP evolution contains an inhomogeneous contribution arising from the Pomeron-to-parton splitting, as given by the last term in (10). In the $\mu^2 \rightarrow \infty$ limit, and at fixed x_P , due to the $1/\mu^2$ factor explicit in f_P , this may be treated as a power correction and safely neglected. Then the DDIS factorisation theorem is valid. However, for small x_P , the parton densities increase rapidly with increasing μ^2 , partly neutralising the power suppression of the inhomogeneous Pomeron-induced term. As a consequence we must retain the inhomogeneous term, and we are forced to reject the attractive postulate that DDIS factorisation [4] holds down to low scales.¹⁰

Since, in practice, it is easier to work with homogeneous DGLAP equations, we can proceed in one of two ways. First, just as in the photon case, we may treat the Pomeron as an extra parton, and enlarge the set of DGLAP equations to include f_P , as well as q^P and g^P . We denote the Pomeron density as f_P to be consistent with our previous notation. The extra terms $P_{qP}f_P$ and $P_{gP}f_P$ in the homogeneous DGLAP equations for q^P and g^P involve the Pomeron-to-parton splitting functions. Moreover, just as in the photon case, to calculate the cross section we have to include the direct Pomeron coupling to the hard subprocess (see Section 4.2 for an example). In this approach the effective Pomeron distribution f_P is now described by the Pomeron flux $f_P \equiv f_{P=G}$ of (7), together with the corresponding flux $f_{P=S}$ for the sea-quark component of the Pomeron, and the $IP = GS$ interference term. Recall that the inclusive parton densities of the proton, $x_P g$ and $x_P S$, which occur in these fluxes, satisfy their own DGLAP evolution equations.

Equally well, as for the photon case, the inhomogeneous DGLAP evolution of diffractive parton densities could be accomplished in an alternative way. We may sum up the parton densities given by a series of homogeneous DGLAP equations with different values of the starting

¹⁰This postulate is the basis of the description of DDIS that is presented in Ref. [19]. We thank Paul Hoyer for clarifying discussions concerning this work.

scale μ . Suppressing the x_P and β dependence, the general structure is

$$a^D(\mu_F; \mu_0) = a_{\text{non-pert.}}^D(\mu_F; \mu_0) + \int_{\mu_0^2}^{\mu_F^2} \frac{d\mu^2}{\mu^2} f_P(\mu^2) a^P(\mu_F; \mu), \quad (17)$$

where $a^P(\mu_F; \mu)$ results from DGLAP evolution up to μ_F starting from the input $a^P(\mu; \mu) = P_{aP}(\beta)$. The non-perturbative term, $a_{\text{non-pert.}}^D$, is exactly analogous to the procedure used in the Regge factorisation analysis described in the Introduction. The important new ingredient is the pQCD contribution given by the second term on the right-hand side of (17), which has contributions from the gluonic and sea-quark Pomeron ($IP = G, S$), and their interference ($IP = GS$). Setting $\mu_F = Q$, it is clear that (17) satisfies the inhomogeneous evolution equation (10).

In summary, we have shown how to obtain *universal* diffractive parton densities a^D which can be used in the description of different diffractive processes. Of course, for diffractive production in high energy hadron-hadron collisions, we have to take care that the rapidity gaps are not populated by secondaries produced during the soft interaction of spectators. This well-known rapidity gap survival factor, usually denoted by S^2 [20], may be calculated from phenomenological models tuned to describe elastic and related ‘soft’ hadron-hadron processes [21, 22].

In addition to the hard subprocesses originating from the collision of quarks and gluons, we must also include the matrix element where the perturbative Pomeron *directly* participates in the hard interaction. In particular, the calculation in the Appendix of the cross section for diffractive open charm production may be treated as the coefficient function for $\gamma^* IP \rightarrow c\bar{c}$ in the fixed flavour number scheme.

Acknowledgements

We thank Markus Diehl for drawing our attention to the need to give a detailed description of the procedure used to analyse DDIS, and for valuable comments on the text. ADM thanks the Leverhulme Trust for an Emeritus Fellowship. This work was supported by the UK Particle Physics and Astronomy Research Council, by the Federal Program of the Russian Ministry of Industry, Science and Technology (grant SS-1124.2003.2), by the Russian Fund for Fundamental Research (grant 04-02-16073), and by a Royal Society Joint Project Grant with the former Soviet Union.

A Appendix: The gg and $q\bar{q}$ Pomeron in pQCD

In this Appendix we compute the lowest-order Feynman diagrams which give the β dependence of the quark singlet and gluon starting distributions of the Pomeron, $\Sigma^P(\beta, \mu^2; \mu^2)$ and $g^P(\beta, \mu^2; \mu^2)$. Here, the quark singlet distribution $\Sigma^P = u^P + d^P + s^P + \bar{u}^P + \bar{d}^P + \bar{s}^P$, with all six quark densities of the Pomeron equal to each other. In Section A.1 we compute $\Sigma^{P=G}$ and $g^{P=G}$ assuming that the QCD Pomeron is made from two t -channel gluons. Wherever

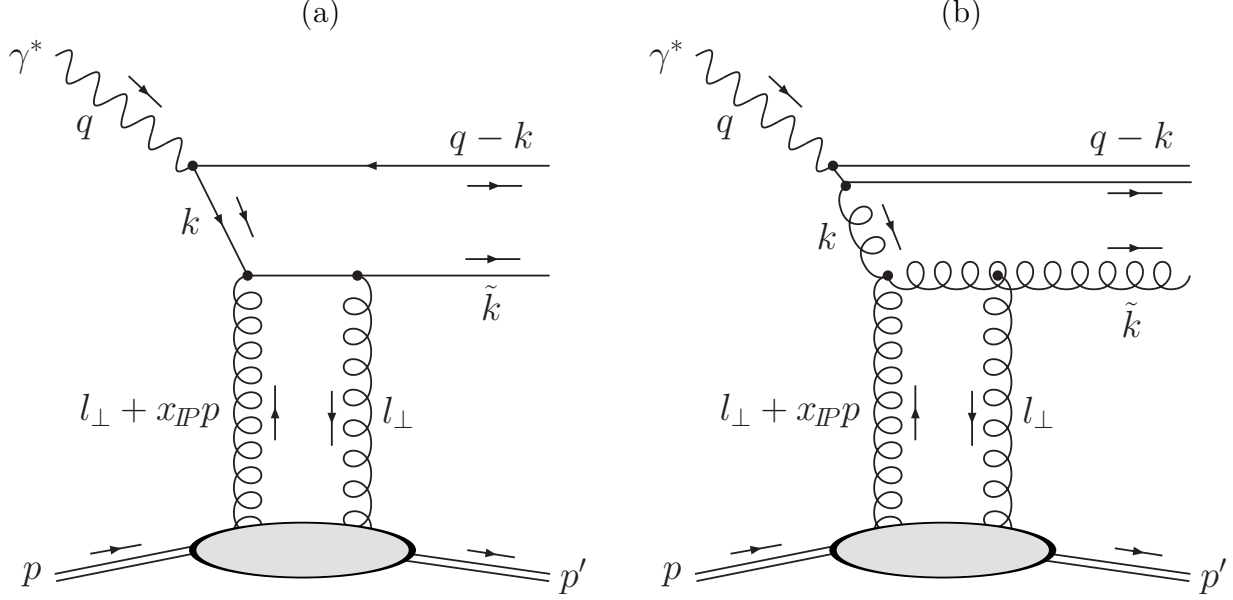


Figure 8: (a) Quark dipole and (b) effective gluon dipole interacting with the proton via a perturbative Pomeron represented by two t -channel gluons.

possible, we check our results with those of Wüsthoff [15] in the limit of massless quarks and with Ref. [23] in the case of massive quarks, see also the original work of Ref. [24]. Then in Section A.2 we extend the formalism to calculate $\Sigma^{IP=S}$ and $g^{IP=S}$ assuming that the Pomeron is represented by a t -channel sea quark-antiquark pair. Finally, in Section A.3 we calculate $\Sigma^{IP=GS}$ and $g^{IP=GS}$ resulting from the interference between the gluonic Pomeron and the sea-quark Pomeron. As explained in the main text, the starting distributions, $\Sigma^{IP}(\beta, \mu^2; \mu^2)$ and $g^{IP}(\beta, \mu^2; \mu^2)$, can be thought of as Pomeron-to-parton splitting functions, $P_{q\mathbb{P}}$ and $P_{g\mathbb{P}}$.

We will work in the leading logarithmic approximation (LLA) to derive the factorised form of (11):

$$F_{2,\text{pert.}}^{D(3)}(x_{\mathbb{P}}, \beta, Q^2) = \int_{\mu_0^2}^{Q^2} \frac{d\mu^2}{\mu^2} f_{\mathbb{P}}(x_{\mathbb{P}}; \mu^2) F_2^{IP}(\beta, Q^2; \mu^2). \quad (\text{A1})$$

Higher order corrections (for example, to NLO accuracy) may be incorporated by considering proton and Pomeron parton densities satisfying NLO DGLAP evolution, by using the NLO coefficient functions to calculate F_2^{IP} , and by computing $\mathcal{O}(\alpha_S)$ corrections to the Pomeron-to-parton splitting functions. However, note that the factorised structure of (A1) persists even at NLO (and beyond).

A.1 Two-gluon exchange ($IP = G$)

First we consider the kinematics of the quark dipole shown in Fig. 8(a). We use a Sudakov decomposition of the momentum k of the off-shell quark,

$$k = \alpha q' + \beta_k p + k_\perp, \quad (\text{A2})$$

with $q' \equiv q + x_B p$, $q'^2 = 0 = p^2$, $k_\perp^2 = -k_t^2$. The two outgoing components of the dipole have momenta

$$q - k = (1 - \alpha) q' + x_B \frac{(k_t^2 + m_f^2)/Q^2}{1 - \alpha} p - k_\perp, \quad (\text{A3})$$

$$\tilde{k} = k + x_P p = \alpha q' + x_B \frac{(k_t^2 + m_f^2)/Q^2}{\alpha} p + k_\perp, \quad (\text{A4})$$

where the on-shell conditions, $(q - k)^2 = m_f^2$ and $\tilde{k}^2 = m_f^2$, determine

$$\beta_k = -x_B \left(1 + \frac{(k_t^2 + m_f^2)/Q^2}{1 - \alpha} \right), \quad x_P = x_B \left(1 + \frac{(k_t^2 + m_f^2)/Q^2}{\alpha(1 - \alpha)} \right). \quad (\text{A5})$$

The invariant mass of the $q\bar{q}$ system is given by

$$M_X^2 = (q + x_P p)^2 = \frac{k_t^2 + m_f^2}{\alpha(1 - \alpha)}. \quad (\text{A6})$$

The kinematic limit occurs when $\alpha = 1/2$, giving a maximum value for k_t^2 of $M_X^2/4 - m_f^2$. Since $\beta = Q^2/(Q^2 + M_X^2)$, (A6) can be written as

$$\alpha(1 - \alpha)Q^2 = \beta \frac{k_t^2 + m_f^2}{1 - \beta} \equiv \beta \mu^2, \quad (\text{A7})$$

where the last equivalence specifies our choice of factorisation scale μ . The off-shell quark with momentum k in Fig. 8(a) has virtuality given by

$$k^2 - m_f^2 = -\frac{\mu^2}{1 - \alpha} \simeq -\mu^2, \quad (\text{A8})$$

since $\alpha \ll 1$ in the approximation of strongly-ordered transverse momentum, $\mu^2 \ll Q^2$, to which we are working.¹¹

A.1.1 Quark dipole with a transversely polarised photon

The differential $\gamma^* p$ cross section corresponding to Fig. 8(a) is given by a k_t -factorisation formula. It can be written in terms of photon wave functions $\Psi(\alpha, \mathbf{k}_t)$, describing the fluctuation of the photon into a quark-antiquark dipole, convoluted over α and k_t with a dipole cross section $\hat{\sigma}$, describing the interaction of the dipole with the proton via two-gluon exchange. The dipole factorisation formula for Fig. 8(a) with a transversely polarised photon is

$$\left. \frac{d\sigma_{T,q\bar{q}}^{\gamma^* p}}{dt} \right|_{t=0} = \frac{N_C}{16\pi} \int_0^1 d\alpha \int \frac{dk_t^2}{2\pi} \sum_f e_f^2 \alpha_{\text{em}} \frac{1}{2} \sum_{\gamma, h, h' = \pm 1} \left| \int \frac{d^2 \mathbf{l}_t}{\pi} D \Psi_{hh'}^\gamma \frac{d\hat{\sigma}}{dl_t^2} \right|^2, \quad (\text{A9})$$

where the $q\bar{q}$ dipole wave functions, $\Psi_{hh'}^\gamma$, and the operation D are specified below. This formula for diffractive DIS may be compared to the corresponding result for inclusive DIS,¹²

$$\sigma_{T,q\bar{q}}^{\gamma^* p} = N_C \int_0^1 d\alpha \int \frac{dk_t^2}{2\pi} \sum_f e_f^2 \alpha_{\text{em}} \frac{1}{2} \sum_{\gamma, h, h' = \pm 1} \int \frac{d^2 \mathbf{l}_t}{\pi} |\Psi_{hh'}^\gamma(\alpha, \mathbf{k}_t) - \Psi_{hh'}^\gamma(\alpha, \mathbf{k}_t + \mathbf{l}_t)|^2 \frac{d\hat{\sigma}}{dl_t^2}. \quad (\text{A10})$$

¹¹Actually, from (A7), $\mu^2 \ll Q^2$ implies either $\alpha \ll 1$ or $(1 - \alpha) \ll 1$, but it is conventional to take the former.

¹²Note the extra factor 2 in (A10) compared to (7) of [15].

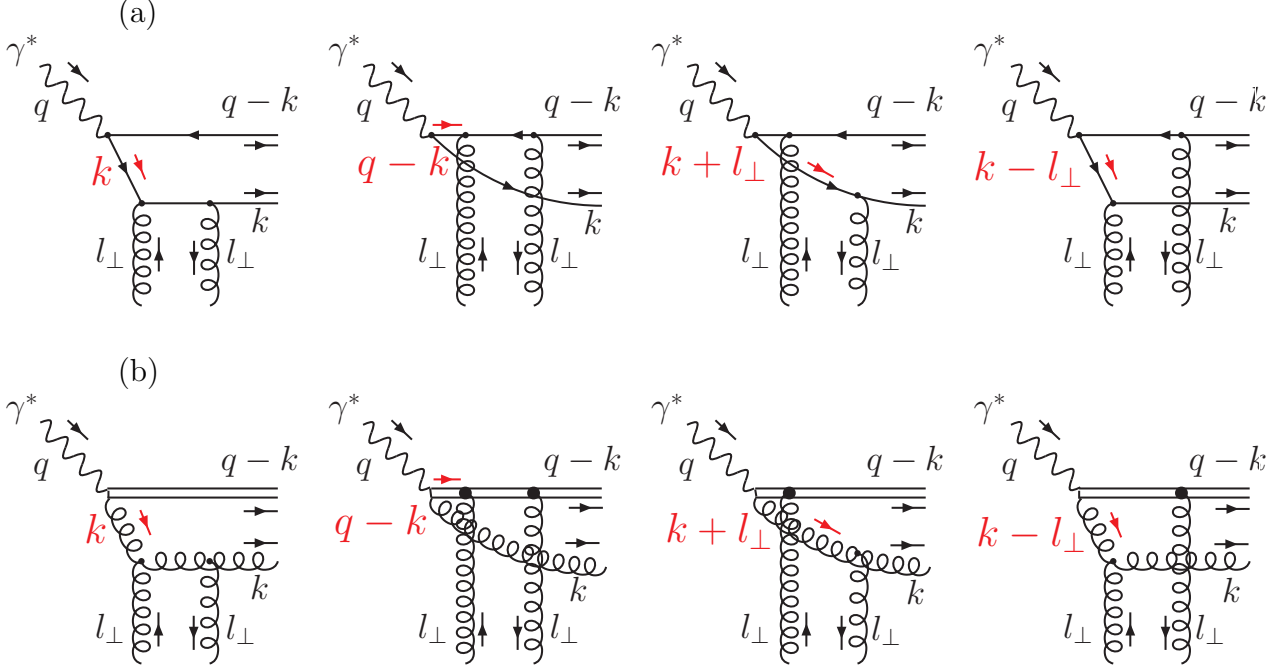


Figure 9: The four different permutations of the couplings of the two t -channel gluons to the two components of (a) the quark dipole and (b) the effective gluon dipole.

The light-cone wave functions for the quark–antiquark dipole with a transversely polarised photon are [15, 23]

$$\Psi_{hh'}^\gamma(\alpha, \mathbf{k}_t) = \frac{\delta_{h,-h'} [(1-2\alpha)h - \gamma] \boldsymbol{\epsilon}_\gamma \cdot \mathbf{k}_t + \delta_{hh'} m_f h}{k_t^2 + m_f^2 + \alpha(1-\alpha)Q^2}, \quad (\text{A11})$$

where γ , h , and h' denote the helicities of the photon, quark, and antiquark, respectively. Here, $\mathbf{k}_t \equiv k_t^1 + i k_t^2 = (k_t^1, k_t^2)$ and the circular polarisation vectors of the photon are $\boldsymbol{\epsilon}_\gamma = (1, \gamma)/\sqrt{2}$. The denominator of these wave functions is the virtuality of the off-shell quark with momentum k :

$$k_t^2 + m_f^2 + \alpha(1-\alpha)Q^2 = (1-\beta)\mu^2 + \beta\mu^2 = \mu^2 \simeq |k^2 - m_f^2|. \quad (\text{A12})$$

Note that the wave functions are symmetric under $\alpha \rightarrow (1-\alpha)$ and $\mathbf{k}_t \rightarrow -\mathbf{k}_t$, corresponding to $q \leftrightarrow \bar{q}$, that is, (A3) \leftrightarrow (A4), so we only need to sum over flavours in (A9) and not over quarks and antiquarks separately.

The four different permutations of the couplings of the two t -channel gluons to the two components of the quark dipole, shown in Fig. 9(a), are obtained by simply shifting the argument of the wave function:

$$D\Psi(\alpha, \mathbf{k}_t, \mathbf{l}_t) \equiv 2\Psi(\alpha, \mathbf{k}_t) - \Psi(\alpha, \mathbf{k}_t + \mathbf{l}_t) - \Psi(\alpha, \mathbf{k}_t - \mathbf{l}_t). \quad (\text{A13})$$

We choose a basis where $\mathbf{k}_t = k_t(1, 0)$ and $\mathbf{l}_t = l_t(\cos\phi, \sin\phi)$ and neglect the $x_{\mathbb{P}}p$ components of the momenta. We work in the approximation of strongly-ordered transverse momenta, $l_t \ll \mu \ll Q$, and expand $D\Psi$ in the limit $l_t \rightarrow 0$, only keeping the leading term proportional to l_t^2 .

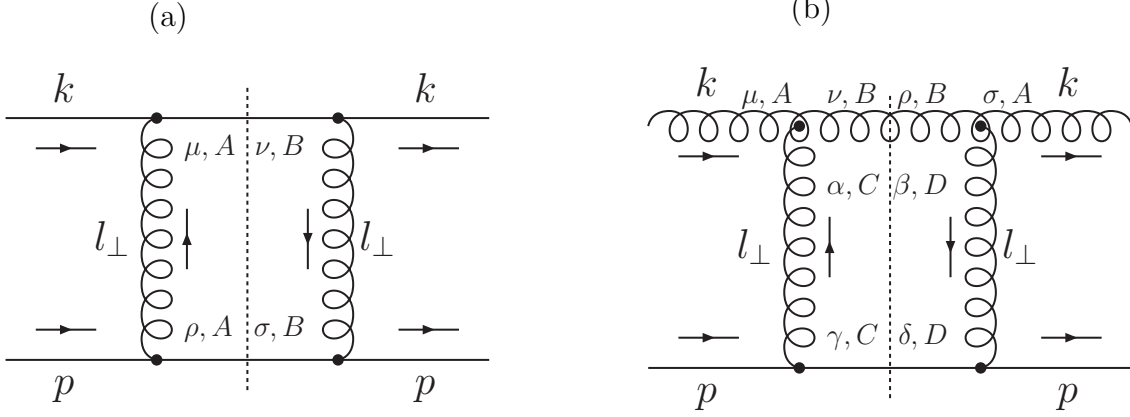


Figure 10: Cut diagrams giving the dipole cross sections for the two-gluon Pomeron: (a) $qq \rightarrow qq$ and (b) $gq \rightarrow gq$.

After performing the azimuthal integral, we find

$$\int_0^{2\pi} \frac{d\phi}{2\pi} D\Psi_{hh'}^\gamma(\alpha, \mathbf{k}_t, \mathbf{l}_t) = \frac{l_t^2}{[k_t^2 + m_f^2 + \alpha(1-\alpha)Q^2]^3} \times \left\{ 4[\alpha(1-\alpha)Q^2 + m_f^2] \delta_{h,-h'} [(1-2\alpha)h - \gamma] \boldsymbol{\epsilon}_\gamma \cdot \mathbf{k}_t + 2\delta_{hh'} m_f h [\alpha(1-\alpha)Q^2 + m_f^2 - k_t^2] \right\}, \quad (\text{A14})$$

cf. (21) of [15]. After changing variables from α and k_t^2 to β and μ^2 using (A7), we obtain

$$\sum_{\gamma, h, h'=\pm 1} \left| \int_0^{2\pi} \frac{d\phi}{2\pi} D\Psi_{hh'}^\gamma(\alpha, \mathbf{k}_t, \mathbf{l}_t) \right|^2 = l_t^4 \frac{64}{\mu^{12}} \left\{ (m_f^2 + \beta\mu^2)^2 [(1-\beta)\mu^2 - m_f^2] \left(1 - 2\beta \frac{\mu^2}{Q^2} \right) + m_f^2 \left[m_f^2 + \left(\beta - \frac{1}{2} \right) \mu^2 \right]^2 \right\}. \quad (\text{A15})$$

The other necessary part of the calculation is the cross section for $qp \rightarrow qp$, which may be obtained from that for the process $qq \rightarrow qq$ with t -channel gluon exchange, shown in Fig. 10(a). We assume that $k^2 \simeq 0$ and neglect the $x_{\mathbb{P}} p$ components of the momenta in these calculations. The $qq \rightarrow qq$ differential cross section is

$$\frac{d\hat{\sigma}}{d|\hat{t}|}(qq \rightarrow qq) = \frac{|\mathcal{M}|^2}{16\pi \hat{s}^2}, \quad (\text{A16})$$

where $\hat{s} = 2k \cdot p = \alpha Q^2/x_B \simeq \mu^2/x_{\mathbb{P}}$ and $\hat{t} = -l_t^2$. The squared matrix element for $qq \rightarrow qq$ is

$$|\mathcal{M}|^2 = \frac{1}{4} \mathcal{C} \frac{g^4}{l_t^4} \text{Tr}[\gamma^\mu \not{k} \gamma^\nu (\not{k} + \not{l}_\perp)] \text{Tr}[\gamma^\rho \not{p} \gamma^\sigma (\not{p} - \not{l}_\perp)] (-g_{\mu\rho})(-g_{\nu\sigma}), \quad (\text{A17})$$

where the colour factor is

$$\mathcal{C}(qq \rightarrow qq) = \frac{1}{N_C^2} \text{Tr}[t^A t^B] \text{Tr}[t^A t^B] = \frac{2}{9}. \quad (\text{A18})$$

In the high-energy limit, where only the terms to leading $\mathcal{O}(|\hat{t}|/\hat{s})$ are retained, that is, in the $l_t \rightarrow 0$ limit, we have

$$\frac{d\hat{\sigma}}{dl_t^2}(qq \rightarrow qq) = \frac{1}{l_t^4} \frac{8\pi}{9} \alpha_S(l_t^2) \alpha_S(\mu^2), \quad (\text{A19})$$

where appropriate scales for α_S have been chosen corresponding to the two different vertices in Fig. 10(a). The lower vertex in Fig. 10(a) may be considered as the first step of DGLAP evolution, which generates the unintegrated gluon distribution of the proton, $f_g(x_P, l_t^2, \mu^2)$. Therefore, we obtain the cross section for $qp \rightarrow qp$ by making the replacement

$$\left. \frac{\alpha_S(l_t^2)}{2\pi} x_P P_{gq}(x_P) \right|_{x_P \ll 1} = \frac{\alpha_S(l_t^2)}{2\pi} 2C_F = \frac{4}{3\pi} \alpha_S(l_t^2) \rightarrow f_g(x_P, l_t^2, \mu^2). \quad (\text{A20})$$

This replacement accounts for more complicated diagrams than Fig. 10(a) which include the complete DGLAP evolution, leading to

$$\frac{d\hat{\sigma}}{dl_t^2}(qp \rightarrow qp) = \frac{1}{l_t^4} \frac{2\pi^2}{3} \alpha_S(\mu^2) f_g(x_P, l_t^2, \mu^2). \quad (\text{A21})$$

Combining (A15) and (A21) we obtain

$$\begin{aligned} \sum_{\gamma, h, h'=\pm 1} \left| \int \frac{d^2 \mathbf{l}_t}{\pi} D\Psi_{hh'}^\gamma \frac{d\hat{\sigma}}{dl_t^2} \right|^2 &= \frac{64}{\mu^{12}} \{ \dots \} \left[\frac{2\pi^2}{3} \alpha_S(\mu^2) \int_0^{\mu^2} \frac{dl_t^2}{l_t^2} f_g(x_P, l_t^2, \mu^2) \right]^2 \\ &= \frac{256\pi^4}{9\mu^{12}} \left[\alpha_S(\mu^2) x_P g(x_P, \mu^2) \right]^2 \{ \dots \}, \end{aligned} \quad (\text{A22})$$

where $g(x_P, \mu^2)$ is the *integrated* gluon distribution of the proton and $\{ \dots \}$ denotes everything inside the curly brackets in (A15). Strictly speaking, this last expression should be written in terms of the off-diagonal (or skewed) gluon distribution of the proton, since the left and right t -channel gluons in Fig. 8(a) carry different fractions of the proton momentum. At small x_P , and assuming that $x_P g(x_P, \mu^2) \propto x_P^{-\lambda}$, then the off-diagonal gluon distribution is given by the diagonal distribution multiplied by an overall constant factor [12],¹³

$$R_g(\lambda) = \frac{2^{2\lambda+3}}{\sqrt{\pi}} \frac{\Gamma(\lambda + 5/2)}{\Gamma(\lambda + 4)}. \quad (\text{A23})$$

Changing the integration variables in (A9),

$$d\alpha \, dk_t^2 = d\beta \, d\mu^2 \frac{\mu^2/Q^2}{\sqrt{1 - 4\beta\mu^2/Q^2}}, \quad (\text{A24})$$

then integrating (A9) over t , assuming a t dependence of the form $\exp(B_D t)$, gives

$$\sigma_{T, q\bar{q}}^{\gamma^* p} = \frac{R_g^2}{B_D} \frac{N_C}{16\pi} \int_0^1 d\beta \int \frac{d\mu^2}{2\pi} \frac{\mu^2/Q^2}{\sqrt{1 - 4\beta\mu^2/Q^2}} \sum_f e_f^2 \alpha_{\text{em}} \frac{1}{2} \sum_{\gamma, h, h'=\pm 1} \left| \int \frac{d^2 \mathbf{l}_t}{\pi} D\Psi_{hh'}^\gamma \frac{d\hat{\sigma}}{dl_t^2} \right|^2. \quad (\text{A25})$$

¹³This factor is not seen in calculating Fig. 10(a) since it is absent in the limit $x_P \rightarrow 0$ [25].

The relation between the diffractive structure function and the γ^*p cross section is

$$F_2^{\text{D}(3)} = \frac{Q^2}{4\pi^2\alpha_{\text{em}}} \frac{\beta}{x_{\text{IP}}} \frac{d\sigma^{\gamma^*p}}{d\beta}. \quad (\text{A26})$$

Thus, on inserting (A22) into (A25) we finally obtain

$$F_{T,q\bar{q}}^{\text{D}(3)} = \sum_f e_f^2 \int_{\frac{m_f^2}{1-\beta}}^{\frac{Q^2}{4\beta}} \frac{d\mu^2}{\mu^2} \frac{1}{\sqrt{1-4\beta\mu^2/Q^2}} \frac{1}{x_{\text{IP}} B_D} \left[R_g \frac{\alpha_S(\mu^2)}{\mu} x_{\text{IP}} g(x_{\text{IP}}, \mu^2) \right]^2 \frac{\beta}{3\mu^6} \{\dots\}, \quad (\text{A27})$$

where again $\{\dots\}$ denotes everything inside the curly brackets in (A15). Replacing $\sum_f e_f^2$ by e_c^2 , this equation corresponds to diffractive open charm production, cf. (45) of [23].

We now take the limit of massless quarks, $m_f \rightarrow 0$ where $f = u, d, s$, in the approximation where $\mu^2 \ll Q^2$. In this approximation, we can replace the upper limit of the μ^2 integral, $Q^2/(4\beta)$, by Q^2 . We also need to replace the lower limit by an infrared cutoff μ_0^2 . Then (A27) becomes

$$F_{T,q\bar{q}}^{\text{D}(3)} = \int_{\mu_0^2}^{Q^2} \frac{d\mu^2}{\mu^2} \frac{1}{x_{\text{IP}} B_D} \left[R_g \frac{\alpha_S(\mu^2)}{\mu} x_{\text{IP}} g(x_{\text{IP}}, \mu^2) \right]^2 \langle e_f^2 \rangle \beta^3 (1 - \beta), \quad (\text{A28})$$

where $\langle e_f^2 \rangle \equiv (\sum_f e_f^2)/n_f$ (with $n_f = 3$), which coincides with (22) of [15]. We can write this expression as

$$F_{T,q\bar{q}}^{\text{D}(3)} = \int_{\mu_0^2}^{Q^2} \frac{d\mu^2}{\mu^2} f_{\text{IP}=G}(x_{\text{IP}}; \mu^2) F_T^{\text{IP}=G}(\beta, \mu^2; \mu^2), \quad (\text{A29})$$

where the ‘Pomeron flux factor’ is¹⁴

$$f_{\text{IP}=G}(x_{\text{IP}}; \mu^2) = \frac{1}{x_{\text{IP}} B_D} \left[R_g \frac{\alpha_S(\mu^2)}{\mu} x_{\text{IP}} g(x_{\text{IP}}, \mu^2) \right]^2, \quad (\text{A30})$$

and the ‘Pomeron structure function’ at a scale μ originating from a component of the Pomeron of size $1/\mu$ is

$$F_T^{\text{IP}=G}(\beta, \mu^2; \mu^2) = \langle e_f^2 \rangle \beta \Sigma^{\text{IP}=G}(\beta, \mu^2; \mu^2) = \langle e_f^2 \rangle \beta^3 (1 - \beta). \quad (\text{A31})$$

Recall that the notation $\text{IP} = G$ is used to indicate that the perturbative Pomeron is represented by two t -channel gluons. The quark singlet density (A31) can be taken as the initial condition at a scale μ^2 , together with the corresponding gluon density (A58), for DGLAP evolution up to Q^2 , giving $\Sigma^{\text{IP}=G}(\beta, Q^2; \mu^2)$ and $g^{\text{IP}=G}(\beta, Q^2; \mu^2)$, see Fig. 3. In this context, $\beta \Sigma^{\text{IP}=G}(\beta, \mu^2; \mu^2)$ can be regarded as the Pomeron-to-quark splitting function, $P_{q,\text{IP}=G}(\beta)$, see (8).

A.1.2 Quark dipole with a longitudinally polarised photon

The dipole factorisation formula for Fig. 8(a) with a longitudinally polarised photon is

$$\left. \frac{d\sigma_{L,q\bar{q}}^{\gamma^*p}}{dt} \right|_{t=0} = \frac{N_C}{16\pi} \int_0^1 d\alpha \int \frac{dk_t^2}{2\pi} \sum_f e_f^2 \alpha_{\text{em}} \sum_{h,h'=\pm 1} \left| \int \frac{d^2 \mathbf{l}_t}{\pi} D\Psi_{hh'}^{\gamma=0} \frac{d\hat{\sigma}}{dl_t^2} \right|^2, \quad (\text{A32})$$

¹⁴Note that this definition differs slightly from that given in [7,8]. Since only the combination (A29) matters, we are free to redistribute factors of μ and constants as we please.

where the light-cone wave functions for the quark-antiquark dipole with a longitudinally polarised photon are [15, 23]

$$\Psi_{hh'}^{\gamma=0}(\alpha, \mathbf{k}_t) = \frac{2\alpha(1-\alpha)Q}{k_t^2 + m_f^2 + \alpha(1-\alpha)Q^2} \delta_{h,-h'}. \quad (\text{A33})$$

Taking the limit $l_t \rightarrow 0$ of the combination of wave functions (A13) and performing the azimuthal integral gives¹⁵

$$\int_0^{2\pi} \frac{d\phi}{2\pi} D\Psi_{hh'}^{\gamma=0}(\alpha, \mathbf{k}_t, \mathbf{l}_t) = l_t^2 \frac{\alpha(1-\alpha)Q^2 + m_f^2 - k_t^2}{[k_t^2 + m_f^2 + \alpha(1-\alpha)Q^2]^3} 4\alpha(1-\alpha)Q \delta_{h,-h'}. \quad (\text{A34})$$

Squaring this expression and summing over the quark helicities gives

$$\sum_{h,h'=\pm 1} \left| \int_0^{2\pi} \frac{d\phi}{2\pi} D\Psi_{hh'}^{\gamma=0}(\alpha, \mathbf{k}_t, \mathbf{l}_t) \right|^2 = l_t^4 \frac{32}{\mu^6} \frac{\mu^2}{Q^2} \beta^2 \left(2\beta - 1 + \frac{2m_f^2}{\mu^2} \right)^2. \quad (\text{A35})$$

The dipole cross section, $d\hat{\sigma}/dl_t^2(qp \rightarrow qp)$, is the same as (A21), giving

$$F_{L,q\bar{q}}^{\text{D(3)}} = \sum_f e_f^2 \int_{\frac{m_f^2}{1-\beta}}^{\frac{Q^2}{4\beta}} \frac{d\mu^2}{\mu^2} \frac{1}{\sqrt{1-4\beta\mu^2/Q^2}} \frac{\mu^2}{Q^2} \frac{1}{x_{\mathcal{P}} B_D} \left[R_g \frac{\alpha_S(\mu^2)}{\mu} x_{\mathcal{P}} g(x_{\mathcal{P}}, \mu^2) \right]^2 \frac{\beta^3}{3} \left(2\beta - 1 + \frac{2m_f^2}{\mu^2} \right)^2, \quad (\text{A36})$$

which corresponds to diffractive open charm production, cf. (44) of [23], after replacing $\sum_f e_f^2$ by e_c^2 . As before we take the limit of massless quarks in the approximation where $\mu^2 \ll Q^2$, then

$$F_{L,q\bar{q}}^{\text{D(3)}} = \frac{Q^2}{4\pi^2 \alpha_{\text{em}}} \frac{\beta}{x_{\mathcal{P}}} \frac{d\sigma_{L,q\bar{q}}^{\gamma^*p}}{d\beta} = \left(\int_{\mu_0^2}^{Q^2} \frac{d\mu^2}{\mu^2} \frac{\mu^2}{Q^2} f_{\mathcal{P}=G}(x_{\mathcal{P}}; \mu^2) \right) F_L^{\mathcal{P}=G}(\beta), \quad (\text{A37})$$

where $F_L^{\mathcal{P}=G}(\beta) = \langle e_f^2 \rangle \beta^3 (2\beta - 1)^2$; this result is a factor 2 different from (23) of [15], but is in agreement with [23]. Note that this contribution to $F_2^{\text{D(3)}}$ is twist-four due to the extra factor μ^2/Q^2 with respect to (A29). Here we include only this main extra $1/Q^2$ dependence, and omit the $\mathcal{O}(\alpha_S)$ anomalous dimension arising from twist-four DGLAP evolution.

A.1.3 Gluon dipole with a transversely polarised photon

Now consider the kinematics of the $q\bar{q}g$ system shown in Fig. 8(b). Although this diagram has an extra factor α_S with respect to the $q\bar{q}$ system shown in Fig. 8(a), it is known to be dominant at large M_X (small β) due to t -channel spin-1 gluon exchange. Using a Sudakov parameterisation (A2) of the momentum k of the off-shell gluon gives the momenta of the outgoing $q\bar{q}$ pair and gluon as

$$q - k = (1 - \alpha) q' + \frac{x_B}{Q^2} \frac{k_t^2 + M_{q\bar{q}}^2}{1 - \alpha} p - k_{\perp}, \quad (\text{A38})$$

$$\tilde{k} = k + x_{\mathcal{P}} p = \alpha q' + x_B \frac{k_t^2/Q^2}{\alpha} p + k_{\perp}, \quad (\text{A39})$$

¹⁵Note the extra factor 2 in (A34) compared to (21) of [15].

respectively, where $M_{q\bar{q}}$ is the invariant mass of the $q\bar{q}$ system. Again the on-shell conditions, $(q - k)^2 = M_{q\bar{q}}^2$ and $\tilde{k}^2 = 0$, determine

$$\beta_k = -x_B \left(1 + \frac{k_t^2 + M_{q\bar{q}}^2}{(1 - \alpha)Q^2} \right), \quad x_P = x_B \left(1 + \frac{k_t^2 + \alpha M_{q\bar{q}}^2}{\alpha(1 - \alpha)Q^2} \right). \quad (\text{A40})$$

The invariant mass of the $q\bar{q}g$ system is given by

$$M_X^2 = (q + x_P p)^2 = \frac{k_t^2 + \alpha M_{q\bar{q}}^2}{\alpha(1 - \alpha)}. \quad (\text{A41})$$

The maximum value of k_t^2 occurs when $\alpha = (1 - M_{q\bar{q}}^2/M_X^2)/2$, giving an upper limit for k_t^2 of

$$k_t^2 = \frac{M_X^2}{4} \left(1 - \frac{M_{q\bar{q}}^2}{M_X^2} \right)^2. \quad (\text{A42})$$

Defining the (light-cone) fraction of the Pomeron's momentum carried by the gluon with momentum \tilde{k} in Fig. 8(b) to be

$$\tilde{\beta} = \left(x_B \frac{k_t^2/Q^2}{\alpha} \right) / x_P, \quad (\text{A43})$$

then the off-shell gluon with momentum k in Fig. 8(b) has virtuality

$$k^2 = -k_t^2/\tilde{\beta} \equiv -\mu^2. \quad (\text{A44})$$

Referring to Fig. 3, the same kinematics hold if we now replace $M_{q\bar{q}}$ by the invariant mass of all the emitted partons above the one labelled \tilde{k} in Fig. 3.

The $q\bar{q}g$ calculation is greatly simplified in the approximation $M_{q\bar{q}} \ll Q$, in addition to assuming strongly-ordered transverse momenta, $l_t \ll k_t \ll Q$. In this limit, the kinematics of the $(q\bar{q})g$ system is identical to the previously considered $q\bar{q}$ system of Fig. 8(a) in the case of massless quarks. The emitted $(q\bar{q})$ pair is localised in impact parameter space, and forms an effective ‘gluon’ conjugate in colour to the emitted gluon. The $(q\bar{q})g$ system can thus be considered as forming an effective gg dipole. This argument generalises if the $(q\bar{q})$ pair is replaced by the emitted partons above the one labelled \tilde{k} in Fig. 3, all of which are strongly ordered in transverse momentum (see [9, 11]).

The dipole factorisation formula for Fig. 8(b) with a transversely polarised photon is then

$$\left. \frac{d\sigma_{T,gg}^{\gamma^*p}}{dt} \right|_{t=0} = \frac{N_C^2 - 1}{16\pi} \int_0^1 d\alpha \int \frac{dk_t^2}{2\pi} \sum_f e_f^2 \alpha_{\text{em}} \sum_{m,n=1,2} \left| \int \frac{d^2\mathbf{l}_t}{\pi} D\Psi^{mn} \frac{d\hat{\sigma}}{dl_t^2} \right|^2. \quad (\text{A45})$$

Again there are four different permutations of the couplings of the two gluons to the two components of the effective gluon dipole, shown in Fig. 9(b), which are obtained by shifting the argument of the wave function as in (A13). The light-cone wave functions for the effective gluon dipole with a transversely polarised photon are [15]

$$\Psi^{mn}(\alpha, \mathbf{k}_t) = \frac{1}{\sqrt{\alpha(1 - \alpha)Q^2}} \frac{k_t^2 \delta^{mn} - 2k_t^m k_t^n}{k_t^2 + \alpha(1 - \alpha)Q^2} \quad : \quad m, n = 1, 2. \quad (\text{A46})$$

Taking the limit $l_t \rightarrow 0$ of $D\Psi^{mn}$ and performing the azimuthal integral gives

$$\int_0^{2\pi} \frac{d\phi}{2\pi} D\Psi^{mn}(\alpha, \mathbf{k}_t, \mathbf{l}_t) = l_t^2 \frac{2k_t^2}{\sqrt{\alpha(1-\alpha)Q^2}} \frac{3\alpha(1-\alpha)Q^2 + k_t^2}{[k_t^2 + \alpha(1-\alpha)Q^2]^3} \left(\delta^{mn} - \frac{2k_t^m k_t^n}{k_t^2} \right), \quad (\text{A47})$$

cf. (24) of [15]. Squaring this expression and summing over the indices $m, n = 1, 2$ gives

$$\sum_{m,n=1,2} \left| \int_0^{2\pi} \frac{d\phi}{2\pi} D\Psi^{mn}(\alpha, \mathbf{k}_t, \mathbf{l}_t) \right|^2 = l_t^4 \frac{8}{\mu^6} (1-\beta)^2 (1+2\beta)^2 \frac{1}{\beta}. \quad (\text{A48})$$

The dipole cross section for $gp \rightarrow gp$ is obtained from the scattering process $gq \rightarrow gq$ with t -channel gluon exchange, shown in Fig. 10(b). Here, the squared matrix element is

$$\begin{aligned} |\mathcal{M}|^2 = & \frac{1}{4} \mathcal{C} \frac{g^4}{l_t^4} \text{Tr}[\not{p}\gamma^\gamma(\not{p} - \not{l}_\perp)\gamma^\delta] d_{\mu\sigma}(k, p) d_{\nu\rho}(k + l_\perp, p) (-g_{\alpha\gamma}) (-g_{\beta\delta}) \\ & \times [(2k + l_\perp)^\alpha g^{\mu\nu} - (k + 2l_\perp)^\mu g^{\nu\alpha} + (l_\perp - k)^\nu g^{\mu\alpha}] \\ & \times [(2k + l_\perp)^\beta g^{\rho\sigma} - (k + 2l_\perp)^\sigma g^{\rho\beta} + (l_\perp - k)^\rho g^{\sigma\beta}], \quad (\text{A49}) \end{aligned}$$

where the transverse polarisations of the incoming and outgoing gluons are summed in a light-cone gauge,

$$d_{\mu\sigma}(k, p) \equiv -g_{\mu\sigma} + \frac{k_\mu p_\sigma + p_\mu k_\sigma}{p \cdot k}, \quad (\text{A50})$$

and where the colour factor is

$$\mathcal{C}(gq \rightarrow gq) = \frac{1}{N_C} \frac{1}{(N_C^2 - 1)} f^{ABC} f^{ABD} \text{Tr}[t^C t^D] = \frac{1}{2}. \quad (\text{A51})$$

In the high-energy limit, where only the terms to leading $\mathcal{O}(\hat{s}/|\hat{t}|)$ are retained, that is, in the $l_t \rightarrow 0$ limit,

$$\frac{d\hat{\sigma}}{dl_t^2}(gq \rightarrow gq) = \frac{1}{l_t^4} 2\pi\alpha_S(l_t^2)\alpha_S(\mu^2), \quad (\text{A52})$$

where appropriate scales for α_S have been chosen corresponding to the two different vertices in Fig. 10(b). As before, we obtain the cross section for $gp \rightarrow gp$ by making the replacement (A20), which gives

$$\frac{d\hat{\sigma}}{dl_t^2}(gp \rightarrow gp) = \frac{1}{l_t^4} \frac{3\pi^2}{2} \alpha_S(\mu^2) f_g(x_P, l_t^2, \mu^2). \quad (\text{A53})$$

Inserting (A48) and (A53) into (A45), and accounting for the skewed effect, the change of integration variables from (α, k_t^2) to (β, μ^2) , and the t dependence, we obtain

$$\frac{d\sigma_{T,gg}^{\gamma^*p}}{d\beta} = \frac{4\pi^2\alpha_{\text{em}}}{Q^2} \int_{\mu_0^2}^{Q^2} \frac{d\mu^2}{\mu^2} \frac{1}{B_D} \left[R_g \frac{\alpha_S(\mu^2)}{\mu} x_P g(x_P, \mu^2) \right]^2 \sum_f e_f^2 \frac{9}{8} (1-\beta)^2 (1+2\beta)^2 \frac{1}{\beta} \quad (\text{A54})$$

We must account for the fact that the off-shell gluon with momentum k in Fig. 8(b) does not interact directly with the photon, but first splits into a quark–antiquark pair forming the

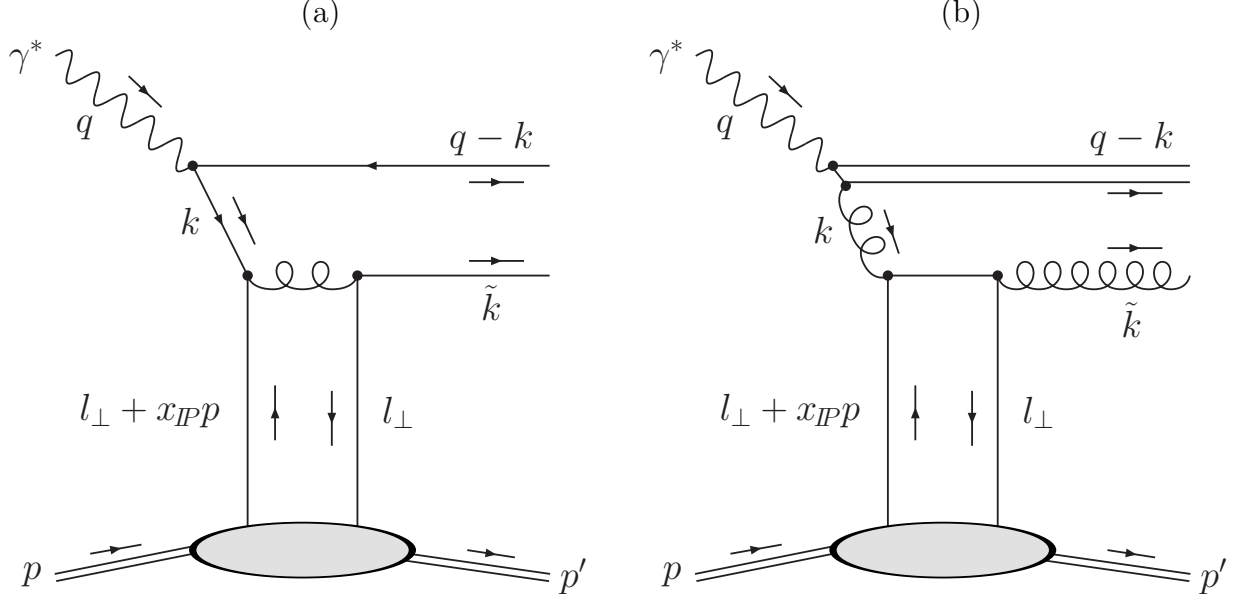


Figure 11: (a) Quark dipole and (b) effective gluon dipole interacting with the proton via a perturbative Pomeron represented by two t -channel sea quarks.

effective ‘gluon’ of the dipole. To do this, we replace $\beta \rightarrow \beta'$ in the previous formula and include the DGLAP splitting for $g \rightarrow q\bar{q}$, that is,

$$\frac{d\sigma_{T,(q\bar{q})g}^{\gamma^*p}}{d\beta} = \frac{\alpha_S(Q^2)}{2\pi} \ln\left(\frac{Q^2}{\mu^2}\right) \int_\beta^1 \frac{d\beta'}{\beta'} P_{qg}\left(\frac{\beta}{\beta'}\right) \frac{d\sigma_{T,gg}^{\gamma^*p}}{d\beta'}. \quad (\text{A55})$$

Putting everything together, we finally obtain

$$F_{T,(q\bar{q})g}^{\text{D(3)}} = \frac{Q^2}{4\pi^2\alpha_{\text{em}}} \frac{\beta}{x_P} \frac{d\sigma_{T,(q\bar{q})g}^{\gamma^*p}}{d\beta} = \int_{\mu_0^2}^{Q^2} \frac{d\mu^2}{\mu^2} f_{IP=G}(x_P; \mu^2) F_T^{\text{IP=G}}(\beta, Q^2; \mu^2), \quad (\text{A56})$$

where

$$\begin{aligned} F_T^{\text{IP=G}}(\beta, Q^2; \mu^2) &= \langle e_f^2 \rangle \beta \Sigma^{\text{IP=G}}(\beta, Q^2; \mu^2) \\ &= 2 \sum_f e_f^2 \frac{\alpha_S(Q^2)}{2\pi} \ln\left(\frac{Q^2}{\mu^2}\right) \beta \int_\beta^1 \frac{d\beta'}{\beta'^2} P_{qg}\left(\frac{\beta}{\beta'}\right) \beta' g^{\text{IP=G}}(\beta', \mu^2; \mu^2), \end{aligned} \quad (\text{A57})$$

with

$$\beta' g^{\text{IP=G}}(\beta', \mu^2; \mu^2) = \frac{9}{16} (1 - \beta')^2 (1 + 2\beta')^2. \quad (\text{A58})$$

Note the extra factor 2 compared to (25) of [15] (this was corrected in a later paper [26]). We take (A58) at a scale μ^2 , which can be interpreted as the Pomeron-to-gluon splitting function $P_{g,IP=G}(9)$, as the initial condition for DGLAP evolution up to Q^2 .

A.2 Two-quark exchange ($IP = S$)

We now calculate the lowest-order Feynman diagrams for the case in which Pomeron exchange is represented by a t -channel sea quark–antiquark pair, rather than two gluons. The quark dipole

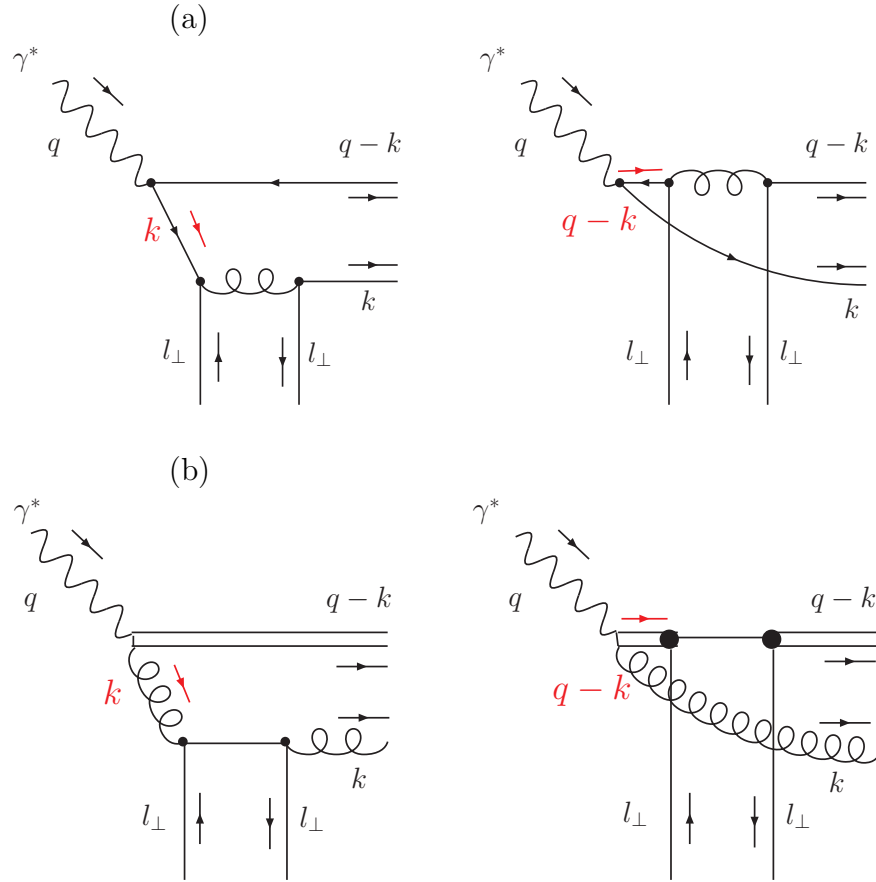


Figure 12: The two different permutations of the couplings of the two t -channel sea quarks to the two components of (a) the quark dipole and (b) the effective gluon dipole.

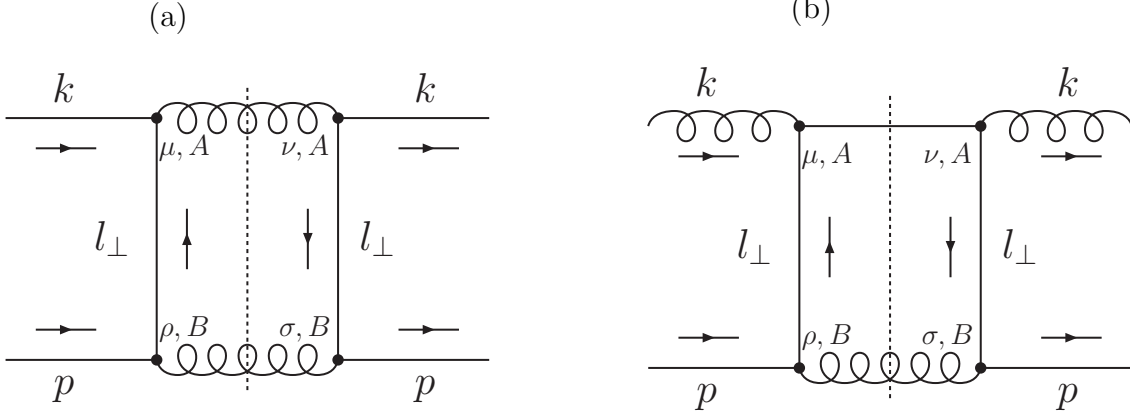


Figure 13: Cut diagrams giving the dipole cross sections for the two-quark Pomeron: (a) $qq \rightarrow gg$ and (b) $gg \rightarrow qq$.

and effective gluon dipole interacting with this two-quark Pomeron are shown in Fig. 11. The light-cone wave functions of the photon, $\Psi(\alpha, \mathbf{k}_t)$, are the same as those given in Section A.1. The two different permutations of the couplings of the two sea quarks to the two components of the dipole, shown in Fig. 12, are obtained with

$$D\Psi(\alpha, \mathbf{k}_t) \equiv 2\Psi(\alpha, \mathbf{k}_t), \quad (\text{A59})$$

that is, there are no terms with a shifted argument, unlike for the two-gluon Pomeron. Since there is no \mathbf{l}_t dependence here, the integrals over \mathbf{l}_t in the dipole factorisation formulae can be done immediately.

A.2.1 Quark dipole with a transversely polarised photon

The dipole factorisation formula for Fig. 11(a) with a transversely polarised photon is

$$\left. \frac{d\sigma_{T, q\bar{q}}^{\gamma^* p}}{dt} \right|_{t=0} = \frac{N_C}{16\pi} \int_0^1 d\alpha \int \frac{d\mathbf{k}_t^2}{2\pi} \sum_f e_f^2 \alpha_{\text{em}} \frac{1}{2} \sum_{h, h', \gamma=\pm 1} |D\Psi_{hh'}^\gamma|^2 \hat{\sigma}^2, \quad (\text{A60})$$

where

$$\sum_{\gamma, h, h'=\pm 1} |D\Psi_{hh'}^\gamma(\alpha, \mathbf{k}_t)|^2 = \frac{16}{\mu^4} \left\{ [(1-\beta)\mu^2 - m_f^2] \left(1 - 2\beta \frac{\mu^2}{Q^2} \right) + m_f^2 \right\}. \quad (\text{A61})$$

The dipole cross section for $qp \rightarrow gp$ is obtained from the scattering process $qq \rightarrow gg$ with t -channel sea quark exchange, shown in Fig. 13(a). Here, the squared matrix element is

$$|\mathcal{M}|^2 = \frac{1}{4} \mathcal{C} \frac{g^4}{l_t^4} \text{Tr}[\gamma^\mu \not{k} \gamma^\nu \not{l}_\perp \gamma^\sigma \not{p} \gamma^\rho \not{l}_\perp] d_{\mu\nu}(k + l_\perp, p) d_{\rho\sigma}(p - l_\perp, k), \quad (\text{A62})$$

where the colour factor is

$$\mathcal{C}(qq \rightarrow qq) = \frac{1}{N_C^2} \text{Tr}[t^A t^A t^B t^B] = \frac{16}{27}. \quad (\text{A63})$$

In the high-energy limit, where only the terms to leading $\mathcal{O}(\hat{s}/|\hat{t}|)$ are retained,

$$\frac{d\hat{\sigma}}{dl_t^2}(qq \rightarrow gg) = \frac{1}{l_t^2} \frac{32\pi}{27} \frac{x_{\mathbb{P}}}{\mu^2} \alpha_S(l_t^2) \alpha_S(\mu^2). \quad (\text{A64})$$

Note that this expression is suppressed by an extra factor $\mathcal{O}(|\hat{t}|/\hat{s})$ compared to the t -channel gluon exchange processes considered in Section A.1, where $\hat{s} \simeq \mu^2/x_{\mathbb{P}}$ and $\hat{t} = -l_t^2$. We obtain the cross section for $qp \rightarrow gp$ by making the replacement

$$\left. \frac{\alpha_S(l_t^2)}{2\pi} x_{\mathbb{P}} P_{qq}(x_{\mathbb{P}}) \right|_{x_{\mathbb{P}} \ll 1} = \frac{\alpha_S(l_t^2)}{2\pi} x_{\mathbb{P}} C_F = \frac{2}{3\pi} x_{\mathbb{P}} \alpha_S(l_t^2) \rightarrow f_q(x_{\mathbb{P}}, l_t^2, \mu^2), \quad (\text{A65})$$

where $f_q(x_{\mathbb{P}}, l_t^2, \mu^2)$ is the unintegrated quark distribution of the proton. This replacement gives

$$\hat{\sigma}(qp \rightarrow gp) = \frac{16\pi^2}{9} \frac{\alpha_S(\mu^2)}{\mu^2} \int_0^{\mu^2} \frac{dl_t^2}{l_t^2} f_q(x_{\mathbb{P}}, l_t^2, \mu^2) = \frac{16\pi^2}{9} \frac{\alpha_S(\mu^2)}{\mu^2} x_{\mathbb{P}} q(x_{\mathbb{P}}, \mu^2), \quad (\text{A66})$$

where $q(x_{\mathbb{P}}, \mu^2)$ is the integrated quark distribution of the proton. Again, we should use the *skewed* quark distributions, which gives rise to an extra factor [12]

$$R_q(\lambda) = \frac{2^{2\lambda+3}}{\sqrt{\pi}} \frac{\Gamma(\lambda + 5/2)}{\Gamma(\lambda + 3)}, \quad (\text{A67})$$

assuming that $x_{\mathbb{P}} q(x_{\mathbb{P}}, \mu^2) \propto x_{\mathbb{P}}^{-\lambda}$ at small $x_{\mathbb{P}}$. The final formula for massive quarks is

$$F_{T,q\bar{q}}^{\text{D}(3)} = \sum_f e_f^2 \int_{\frac{m_f^2}{1-\beta}}^{\frac{Q^2}{4\beta}} \frac{d\mu^2}{\mu^2} \frac{1}{\sqrt{1-4\beta\mu^2/Q^2}} \frac{1}{x_{\mathbb{P}} B_D} \left[R_q \frac{\alpha_S(\mu^2)}{\mu} x_{\mathbb{P}} q(x_{\mathbb{P}}, \mu^2) \right]^2 \frac{16\beta}{27\mu^2} \{ \dots \}, \quad (\text{A68})$$

where $\{ \dots \}$ denotes everything inside the curly brackets in (A61). Replacing $\sum_f e_f^2$ by e_c^2 and $q(x_{\mathbb{P}}, \mu^2)$ by $c(x_{\mathbb{P}}, \mu^2)$ in (A68) gives a formula for diffractive open charm production. Alternatively, assuming light quark flavour symmetry, $q(x_{\mathbb{P}}, \mu^2) = S(x_{\mathbb{P}}, \mu^2)/(2n_f)$ with $n_f = 3$, and making the approximation $\mu^2 \ll Q^2$ we obtain

$$F_{T,q\bar{q}}^{\text{D}(3)} = \int_{\mu_0^2}^{Q^2} \frac{d\mu^2}{\mu^2} f_{\mathbb{P}=S}(x_{\mathbb{P}}; \mu^2) F_T^{\mathbb{P}=S}(\beta, \mu^2; \mu^2), \quad (\text{A69})$$

where the ‘Pomeron flux factor’ is¹⁶

$$f_{\mathbb{P}=S}(x_{\mathbb{P}}; \mu^2) = \frac{1}{x_{\mathbb{P}} B_D} \left[R_q \frac{\alpha_S(\mu^2)}{\mu} x_{\mathbb{P}} S(x_{\mathbb{P}}, \mu^2) \right]^2, \quad (\text{A70})$$

and the ‘Pomeron structure function’ at a scale μ originating from a component of the Pomeron of size $1/\mu$ is

$$F_T^{\mathbb{P}=S}(\beta, \mu^2; \mu^2) = \langle e_f^2 \rangle \beta \Sigma^{\mathbb{P}=S}(\beta, \mu^2; \mu^2) = \langle e_f^2 \rangle \frac{4}{81} \beta(1-\beta). \quad (\text{A71})$$

Recall that the notation $\mathbb{P} = S$ is used to indicate that the perturbative Pomeron is represented by two t -channel sea quarks. Again, (A71) can be taken as the initial condition for DGLAP evolution and it can be regarded as the Pomeron-to-quark splitting function, $P_{q,\mathbb{P}=S}$, see (13).

¹⁶Just as in (A30), we use a slightly different definition from that given in [7,8]. Since only the combination (A69) matters, we are free to redistribute factors of μ and constants as we please.

A.2.2 Quark dipole with a longitudinally polarised photon

The dipole factorisation formula for Fig. 11(a) with a longitudinally polarised photon is

$$\left. \frac{d\sigma_{L,q\bar{q}}^{\gamma^*p}}{dt} \right|_{t=0} = \frac{N_C}{16\pi} \int_0^1 d\alpha \int \frac{dk_t^2}{2\pi} \sum_f e_f^2 \alpha_{\text{em}} \sum_{h,h'=\pm 1} |D\Psi_{hh'}^{\gamma=0}|^2 \hat{\sigma}^2, \quad (\text{A72})$$

where

$$\sum_{h,h'=\pm 1} |D\Psi_{hh'}^{\gamma=0}(\alpha, \mathbf{k}_t)|^2 = \frac{32}{\mu^2} \frac{\mu^2}{Q^2} \beta^2, \quad (\text{A73})$$

leading, in the case of massive quarks, to

$$F_{L,q\bar{q}}^{\text{D}(3)} = \sum_f e_f^2 \int_{\frac{m_f^2}{1-\beta}}^{\frac{Q^2}{4\beta}} \frac{d\mu^2}{\mu^2} \frac{1}{\sqrt{1-4\beta\mu^2/Q^2}} \frac{\mu^2}{Q^2} \frac{1}{x_{\text{IP}} B_D} \left[R_q \frac{\alpha_S(\mu^2)}{\mu} x_{\text{IP}} q(x_{\text{IP}}, \mu^2) \right]^2 \frac{64}{27} \beta^3, \quad (\text{A74})$$

and in the limit of massless quarks, in the approximation $\mu^2 \ll Q^2$, to

$$F_{L,q\bar{q}}^{\text{D}(3)} = \frac{Q^2}{4\pi^2 \alpha_{\text{em}} x_{\text{IP}}} \frac{\beta}{d\beta} \frac{d\sigma_{L,q\bar{q}}^{\gamma^*p}}{d\beta} = \left(\int_{\mu_0^2}^{Q^2} \frac{d\mu^2}{\mu^2} \frac{\mu^2}{Q^2} f_{\text{IP}=S}(x_{\text{IP}}; \mu^2) \right) F_L^{\text{IP}=S}(\beta), \quad (\text{A75})$$

where $F_L^{\text{IP}=S}(\beta) = (16/81) \langle e_f^2 \rangle \beta^3$. Note that this contribution to $F_2^{\text{D}(3)}$ is twist-four due to the extra factor μ^2/Q^2 with respect to (A69), and hence we do not perform leading-twist DGLAP evolution.

A.2.3 Gluon dipole with a transversely polarised photon

The dipole factorisation formula for Fig. 11(b) with a transversely polarised photon is

$$\left. \frac{d\sigma_{gg,T}^{\gamma^*p}}{dt} \right|_{t=0} = \frac{N_C^2 - 1}{16\pi} \int_0^1 d\alpha \int \frac{dk_t^2}{2\pi} \sum_f e_f^2 \alpha_{\text{em}} \sum_{m,n=1,2} |D\Psi^{mn}|^2 \hat{\sigma}^2, \quad (\text{A76})$$

where

$$\sum_{m,n=1,2} |D\Psi^{mn}(\alpha, \mathbf{k}_t)|^2 = \frac{8}{\mu^2} (1 - \beta)^2 \frac{1}{\beta}. \quad (\text{A77})$$

The squared matrix element for $gq \rightarrow qg$, shown in Fig. 13(b), is

$$|\mathcal{M}|^2 = \frac{1}{4} \mathcal{C} \frac{g^4}{l_t^4} \text{Tr}[\gamma^\mu \not{l}_\perp \gamma^\rho \not{p} \gamma^\sigma \not{l}_\perp \gamma^\nu (\not{k} + \not{l}_\perp)] d_{\mu\nu}(k, p) d_{\rho\sigma}(p - l_\perp, k), \quad (\text{A78})$$

where the colour factor is

$$\mathcal{C}(gq \rightarrow qg) = \frac{1}{N_C} \frac{1}{N_C^2 - 1} \text{Tr}[t^A t^A t^B t^B] = \frac{2}{9}. \quad (\text{A79})$$

The dipole cross section is then

$$\frac{d\hat{\sigma}}{dl_t^2}(gq \rightarrow qg) = \frac{1}{l_t^2} \frac{32\pi}{27} \frac{x_{\text{IP}}}{\mu^2} \alpha_S(l_t^2) \alpha_S(\mu^2), \quad (\text{A80})$$

so, making the replacement (A65), the $gp \rightarrow qp$ cross section is

$$\hat{\sigma}(gp \rightarrow qp) = \frac{2\pi^2}{3} \frac{\alpha_S(\mu^2)}{\mu^2} \int_0^{\mu^2} \frac{dl_t^2}{l_t^2} \sum_q f_q(x_P, l_t^2, \mu^2) = \frac{2\pi^2}{3} \frac{\alpha_S(\mu^2)}{\mu^2} x_P S(x_P, \mu^2), \quad (\text{A81})$$

assuming light quark flavour symmetry, $q(x_P, \mu^2) = S(x_P, \mu^2)/(2n_f)$ with $n_f = 3$. Again, we account for the $g \rightarrow q\bar{q}$ splitting using (A55). Putting everything together, we finally obtain

$$F_{T,(q\bar{q})g}^{\text{D}(3)} = \int_{\mu_0^2}^{Q^2} \frac{d\mu^2}{\mu^2} f_{IP=S}(x_P; \mu^2) F_T^{IP=S}(\beta, Q^2; \mu^2), \quad (\text{A82})$$

where

$$\begin{aligned} F_T^{IP=S}(\beta, Q^2; \mu^2) &= \langle e_f^2 \rangle \beta \Sigma^{IP=S}(\beta, Q^2; \mu^2) \\ &= 2 \sum_f e_f^2 \frac{\alpha_S(Q^2)}{2\pi} \ln \left(\frac{Q^2}{\mu^2} \right) \beta \int_\beta^1 \frac{d\beta'}{\beta'^2} P_{qg} \left(\frac{\beta}{\beta'} \right) \beta' g^{IP=S}(\beta', \mu^2; \mu^2), \end{aligned} \quad (\text{A83})$$

with

$$\beta' g^{IP=S}(\beta', \mu^2; \mu^2) = \frac{1}{9} (1 - \beta')^2. \quad (\text{A84})$$

We take (A84) at a scale μ^2 , which can be interpreted as the Pomeron-to-gluon splitting function $P_{g,IP=S}$ (14), as the initial condition for DGLAP evolution up to Q^2 .

A.3 Interference between two-gluon and two-quark exchange ($IP = GS$)

We must account for interference between two-gluon and two-quark exchange, that is, interference between Fig. 8(a) and Fig. 11(a), and between Fig. 8(b) and Fig. 11(b). We label these contributions using the notation $IP = GS$.

A.3.1 Quark dipole with a transversely polarised photon

The dipole factorisation formula for interference between Fig. 8(a) and Fig. 11(a), with a transversely polarised photon, is

$$\left. \frac{d\sigma_{T,q\bar{q}}^{\gamma^*p}}{dt} \right|_{t=0} = \frac{N_C}{16\pi} \int_0^1 d\alpha \int \frac{dk_t^2}{2\pi} \sum_f e_f^2 \alpha_{\text{em}} \frac{1}{2} \sum_{\gamma, h, h'=\pm 1} 2 \left(\int \frac{d^2 \mathbf{l}_t}{\pi} D\Psi_{hh'}^\gamma \frac{d\hat{\sigma}}{dl_t^2} \right) \Big|_{IP=G} (D\Psi_{hh'}^\gamma \hat{\sigma}) \Big|_{IP=S}. \quad (\text{A85})$$

Proceeding as before, the final result for massive quarks is

$$\begin{aligned} F_{T,q\bar{q}}^{\text{D}(3)} &= \sum_f e_f^2 \int_{\frac{m_f^2}{1-\beta}}^{\frac{Q^2}{4\beta}} \frac{d\mu^2}{\mu^2} \frac{1}{\sqrt{1-4\beta\mu^2/Q^2}} \frac{R_g R_q}{x_P B_D} \left[\frac{\alpha_S(\mu^2)}{\mu} \right]^2 2 x_P g(x_P, \mu^2) x_P q(x_P, \mu^2) \\ &\times \frac{4\beta}{9\mu^4} \left\{ (m_f^2 + \beta\mu^2) [(1-\beta)\mu^2 - m_f^2] \left(1 - 2\beta \frac{\mu^2}{Q^2} \right) + m_f^2 \left[m_f^2 + \left(\beta - \frac{1}{2} \right) \mu^2 \right] \right\}. \end{aligned} \quad (\text{A86})$$

In the limit of massless quarks, in the approximation $\mu^2 \ll Q^2$, this expression reduces to

$$F_{T,q\bar{q}}^{D(3)} = \int_{\mu_0^2}^{Q^2} \frac{d\mu^2}{\mu^2} f_{IP=GS}(x_{IP}; \mu^2) F_T^{IP=GS}(\beta, \mu^2; \mu^2), \quad (\text{A87})$$

where the ‘Pomeron flux factor’ is

$$f_{IP=GS}(x_{IP}; \mu^2) = \frac{R_g R_q}{x_{IP} B_D} \left[\frac{\alpha_S(\mu^2)}{\mu} \right]^2 2 x_{IP} g(x_{IP}, \mu^2) x_{IP} S(x_{IP}, \mu^2), \quad (\text{A88})$$

and the ‘Pomeron structure function’ at a scale μ originating from a component of the Pomeron of size $1/\mu$ is

$$F_T^{IP=GS}(\beta, \mu^2; \mu^2) = \langle e_f^2 \rangle \beta \Sigma^{IP=GS}(\beta, \mu^2; \mu^2) = \langle e_f^2 \rangle \frac{2}{9} \beta^2 (1 - \beta). \quad (\text{A89})$$

Again, (A89) can be taken as the initial condition for DGLAP evolution and it can be regarded as the Pomeron-to-quark splitting function, $P_{q,IP=GS}$, see (15).

A.3.2 Quark dipole with a longitudinally polarised photon

The dipole factorisation formula for interference between Fig. 8(a) and Fig. 11(a), with a longitudinally polarised photon, is

$$\left. \frac{d\sigma_{L,q\bar{q}}^{\gamma^*p}}{dt} \right|_{t=0} = \frac{N_C}{16\pi} \int_0^1 d\alpha \int \frac{dk_t^2}{2\pi} \sum_f e_f^2 \alpha_{\text{em}} \sum_{h,h'=\pm 1} 2 \left(\int \frac{d^2 \mathbf{l}_t}{\pi} D\Psi_{hh'}^{\gamma=0} \frac{d\hat{\sigma}}{dl_t^2} \right) \Big|_{IP=G} (D\Psi_{hh'}^{\gamma=0} \hat{\sigma}) \Big|_{IP=S}. \quad (\text{A90})$$

For the case of massive quarks, this leads to

$$F_{L,q\bar{q}}^{D(3)} = \sum_f e_f^2 \int_{\frac{m_f^2}{1-\beta}}^{\frac{Q^2}{4\beta}} \frac{d\mu^2}{\mu^2} \frac{1}{\sqrt{1-4\beta\mu^2/Q^2}} \frac{\mu^2}{Q^2} \frac{R_g R_q}{x_{IP} B_D} \left[\frac{\alpha_S(\mu^2)}{\mu} \right]^2 2 x_{IP} g(x_{IP}, \mu^2) x_{IP} q(x_{IP}, \mu^2) \times \frac{8\beta^3}{9} \left(2\beta - 1 + \frac{2m_f^2}{\mu^2} \right), \quad (\text{A91})$$

and in the limit of massless quarks, in the approximation $\mu^2 \ll Q^2$, we obtain

$$F_{L,q\bar{q}}^{D(3)} = \frac{Q^2}{4\pi^2 \alpha_{\text{em}}} \frac{\beta}{x_{IP}} \frac{d\sigma_{L,q\bar{q}}^{\gamma^*p}}{d\beta} = \left(\int_{\mu_0^2}^{Q^2} \frac{d\mu^2}{\mu^2} \frac{\mu^2}{Q^2} f_{IP=GS}(x_{IP}; \mu^2) \right) F_L^{IP=GS}(\beta), \quad (\text{A92})$$

where $F_L^{IP=GS}(\beta) = (4/9) \langle e_f^2 \rangle \beta^3 (2\beta - 1)$. Note that this contribution to $F_2^{D(3)}$ is twist-four due to the extra factor μ^2/Q^2 with respect to (A87), and hence we do not perform leading-twist DGLAP evolution.

A.3.3 Gluon dipole with a transversely polarised photon

The dipole factorisation formula for interference between Fig. 8(b) and Fig. 11(b), with a transversely polarised photon, is

$$\left. \frac{d\sigma_{gg,T}^{\gamma^*p}}{dt} \right|_{t=0} = \frac{N_C^2 - 1}{16\pi} \int_0^1 d\alpha \int \frac{dk_t^2}{2\pi} \sum_f e_f^2 \alpha_{\text{em}} \sum_{m,n=1,2} 2 \left(\int \frac{d^2 \mathbf{l}_t}{\pi} D\Psi^{mn} \frac{d\hat{\sigma}}{dl_t^2} \right) \Big|_{IP=G} (D\Psi^{mn} \hat{\sigma}) \Big|_{IP=S}. \quad (\text{A93})$$

Again, we account for the $g \rightarrow q\bar{q}$ splitting using (A55). Putting everything together, we finally obtain

$$F_{T,(q\bar{q})g}^{D(3)} = \int_{\mu_0^2}^{Q^2} \frac{d\mu^2}{\mu^2} f_{P=GS}(x_P; \mu^2) F_T^{P=GS}(\beta, Q^2; \mu^2), \quad (\text{A94})$$

where

$$\begin{aligned} F_T^{P=GS}(\beta, Q^2; \mu^2) &= \langle e_f^2 \rangle \beta \Sigma^{P=GS}(\beta, Q^2; \mu^2) \\ &= 2 \sum_f e_f^2 \frac{\alpha_S(Q^2)}{2\pi} \ln \left(\frac{Q^2}{\mu^2} \right) \beta \int_\beta^1 \frac{d\beta'}{\beta'^2} P_{qg} \left(\frac{\beta}{\beta'} \right) \beta' g^{P=GS}(\beta', \mu^2; \mu^2), \end{aligned} \quad (\text{A95})$$

with

$$\beta' g^{P=GS}(\beta', \mu^2; \mu^2) = \frac{1}{4} (1 - \beta')^2 (1 + 2\beta'). \quad (\text{A96})$$

We take (A96) at a scale μ^2 , which can be interpreted as the Pomeron-to-gluon splitting function $P_{g,P=GS}$ (16), as the initial condition for DGLAP evolution up to Q^2 .

References

- [1] S. Chekanov *et al.* [ZEUS Collaboration], Eur. Phys. J. C **38** (2004) 43;
S. Chekanov *et al.* [ZEUS Collaboration], Nucl. Phys. B **713** (2005) 3.
- [2] H1 Collaboration, “Measurement and NLO DGLAP QCD interpretation of diffractive deep-inelastic scattering at HERA,” paper 089 submitted to EPS 2003, Aachen.
- [3] S. Chekanov *et al.* [ZEUS Collaboration], Nucl. Phys. B **672** (2003) 3.
- [4] J. C. Collins, Phys. Rev. D **57** (1998) 3051 [Erratum-ibid. D **61** (2000) 019902].
- [5] G. Ingelman and P. E. Schlein, Phys. Lett. B **152** (1985) 256.
- [6] A. Donnachie and P. V. Landshoff, Phys. Lett. B **296** (1992) 227.
- [7] A. D. Martin, M. G. Ryskin and G. Watt, Eur. Phys. J. C **37** (2004) 285.
- [8] A. D. Martin, M. G. Ryskin and G. Watt, Phys. Rev. D **70** (2004) 091502.
- [9] M. G. Ryskin, Sov. J. Nucl. Phys. **52** (1990) 529.
- [10] E. Levin and M. Wüsthoff, Phys. Rev. D **50** (1994) 4306.
- [11] Y. L. Dokshitzer, Sov. Phys. JETP **46** (1977) 641.
- [12] A. G. Shuvaev, K. J. Golec-Biernat, A. D. Martin and M. G. Ryskin, Phys. Rev. D **60** (1999) 014015.
- [13] L. N. Lipatov, Phys. Rept. **286** (1997) 131.
- [14] E. Witten, Nucl. Phys. B **120** (1977) 189.

- [15] M. Wüsthoff, Phys. Rev. D **56** (1997) 4311.
- [16] A. D. Martin, R. G. Roberts, W. J. Stirling and R. S. Thorne, Eur. Phys. J. C **23** (2002) 73.
- [17] J. Pumplin, D. R. Stump, J. Huston, H. L. Lai, P. Nadolsky and W. K. Tung, JHEP **0207** (2002) 012.
- [18] A. D. Martin, R. G. Roberts, W. J. Stirling and R. S. Thorne, Phys. Lett. B **604** (2004) 61.
- [19] S. J. Brodsky, R. Enberg, P. Hoyer and G. Ingelman, arXiv:hep-ph/0409119.
- [20] J. D. Bjorken, Int. J. Mod. Phys. A **7** (1992) 4189;
J. D. Bjorken, Phys. Rev. D **47** (1993) 101.
- [21] V. A. Khoze, A. D. Martin and M. G. Ryskin, Eur. Phys. J. C **18** (2000) 167.
- [22] E. Gotsman, E. Levin and U. Maor, Phys. Rev. D **60** (1999) 094011;
U. Maor, arXiv:hep-ph/0406303.
- [23] E. M. Levin, A. D. Martin, M. G. Ryskin and T. Teubner, Z. Phys. C **74**, 671 (1997).
- [24] N. N. Nikolaev and B. G. Zakharov, Z. Phys. C **49** (1991) 607.
- [25] J. Bartels and M. Loewe, Z. Phys. C **12** (1982) 263.
- [26] K. Golec-Biernat and M. Wüsthoff, Phys. Rev. D **60** (1999) 114023.