

Bi-Large Neutrino Mixing See-Saw Mass Matrix with Texture Zeros and Leptogenesis

¹Wei Chao, ^{1,2}Xiao-Gang He^y, and ¹Xue-Qian Li^z

¹ Department of Physics, Nankai University, Tianjin

²NCTS/TPE, Department of Physics,

National Taiwan University, Taipei

(Dated: January 26, 2020)

Abstract

We study constraints on neutrino properties from texture zeros in bi-large mixing See-Saw mass matrix and also from leptogenesis. Texture zeros may occur in the light (class a)) or in the heavy (class b)) neutrino mass matrices. Each of these two classes has 5 different forms which can produce non-trivial three generation mixing with at least one texture zero. We find that two types of texture zero mass matrices in both class a) and class b) can be consistent with present data on neutrino masses, mixing and produce the observed baryon asymmetry of the universe. None of the neutrinos can have zero masses with the lightest of the light neutrinos having a mass larger than about 0.039 eV for class a) and 0.002 eV for class b). In these models although CKM CP violating phase vanishes, non-zero Majorana phases, however, can exist and play an important role in producing the observed baryon asymmetry in our universe through leptogenesis mechanism. The requirement of producing the observed baryon asymmetry can further distinguish different models and also restrict the See-Saw scale to be in the range $10^{12} - 10^{15}$ GeV.

¹ chaowei@mail.nankai.edu.cn

^y hexg@phys.ntu.edu.tw

^z lixq@nankai.edu.cn

I. INTRODUCTION

There are abundant experimental data showing that neutrinos have small but non-zero masses and also mix with each other [1, 2, 3, 4, 5, 6, 7]. One of the most interesting mechanisms of naturally generating small neutrino masses is the See-Saw mechanism [8]. This mechanism requires the introduction of right-handed neutrinos ν_R into the theory. At a phenomenological level, the See-Saw neutrino mass matrix, in the left-handed neutrino ν_L and the charge conjugated right-handed neutrino $\bar{\nu}_R^c$ basis $(\nu_L; \bar{\nu}_R^c)$ with the charged lepton mass matrix already diagonalized, can be written as

$$M = \begin{pmatrix} 0 & 1 \\ B & 0 \\ C & M_D \\ M_D^T & M_R \end{pmatrix} \begin{pmatrix} \nu_L \\ \bar{\nu}_R^c \\ \nu_L \\ \bar{\nu}_R^c \end{pmatrix}; \quad (1)$$

where $M_D = v Y$ is the Dirac neutrino mass term which can be generated through the Yukawa couplings of a Higgs doublet H to the left- and right-handed neutrinos, $(Y \nu)_L$ with v being the vacuum expectation value of H . M_R is from the Majorana mass term $(\bar{\nu}_R^c)^2 M_R$.

With three generations of left- and right-handed neutrinos, M_R is a 3×3 symmetric matrices, and M_D is a 3×3 arbitrary matrix. The elements in M_D can be the same order of the magnitude as the corresponding charge leptons, and the scale of M_R is a new scale characterizing possible new physics beyond SM which is expected to be much larger than the weak scale. To the leading order, the mass matrices M_h and M_l for the heavy and light neutrinos are given by

$$M_h = M_R; \quad M_l = M_D^T M_R^{-1} M_D = v^2 Y^T M_R^{-1} Y; \quad (2)$$

The light neutrino masses are suppressed compared with their charged lepton partners by a factor of $M_D = M_R$ resulting in very small neutrino masses compared with the masses of their corresponding charged leptons. The eigen-values and eigen-vectors of M_l are the light neutrino masses and mixing measured by low energy experiments. The mixing matrix is the unitary matrix U (the PMNS matrix [9]) which diagonalizes the mass matrix, and is defined, in the basis where the charged lepton is already diagonalized, by $D = U^T M_l U = \text{diag}(m_1; m_2; m_3)$ with the eigenvalues m_i to be larger or equal to zero. One can always decompose U into the product of a CKM matrix [10] like unitary matrix V and a phase

matrix $P = D \text{diag}(e^{i\phi_1}; e^{i\phi_2}; e^{i\phi_3})$, $U = VP$. The phase ϕ_i is the Majorana phase. It is sometimes convenient to write $\tilde{M} = V^T M V$. In this case the eigenvalues are in general complex which will be indicated by $m_i = m_i e^{i2\phi_i}$. The commonly used parametrization for V is given by [7]

$$V = \begin{pmatrix} 1 & 0 & 0 \\ 0 & c_{23} & s_{23} \\ 0 & s_{23} & c_{23} \end{pmatrix} \begin{pmatrix} 1 & 0 & 0 \\ 0 & 1 & 0 \\ s_{13}e^{-i\phi} & 0 & c_{13} \end{pmatrix} \begin{pmatrix} 1 & 0 & 0 \\ 0 & c_{21} & s_{21} \\ 0 & s_{21} & c_{21} \end{pmatrix} \begin{pmatrix} 1 & 0 & 0 \\ 0 & 1 & 0 \\ 0 & 0 & 1 \end{pmatrix}; \quad (3)$$

where $s_{ij} = \sin \theta_{ij}$ and $c_{ij} = \cos \theta_{ij}$. ϕ is the CKM CP violating phase.

If See-Saw mechanism is responsible for neutrino masses and mixing, the properties of the right-handed neutrinos play a very important role in determining the light neutrino properties. M_R not only provides a scale for new physics responsible for the mechanism to explain the smallness of neutrino masses, but also affects the low energy mixing, and vice versa. It may also provide important ingredients to explain the baryon asymmetry of our universe through lepton number violating decays of the heavy neutrino to light neutrinos and Higgs particles by the Yukawa coupling Y , the leptogenesis mechanism [11, 12, 13]. The CP violating Majorana phases ϕ_i can play an important role in explaining baryon asymmetry in the universe through leptogenesis mechanism which will be discussed later.

The present neutrino oscillation experimental data on neutrino masses and mixing angles from [1, 2, 3, 4, 5] solar, atmospheric, reactor neutrino oscillation experiments can be summarized as the following. The 3 allowed ranges for the mass-squared differences are constrained to be [6, 7]: $1.6 \times 10^{-3} \text{ eV}^2 \leq m_{\text{atm}}^2 = |m_{32}^2| = |m_{31}^2 - m_{21}^2| \leq 3.6 \times 10^{-3} \text{ eV}^2$, and $7.3 \times 10^{-5} \text{ eV}^2 \leq m_{\text{solar}}^2 = m_{21}^2 = m_2^2 - m_1^2 \leq 9.3 \times 10^{-5} \text{ eV}^2$, with the best fit values given by $m_{\text{atm}}^2 = 2.2 \times 10^{-3} \text{ eV}^2$, and $m_{\text{solar}}^2 = 8.2 \times 10^{-5} \text{ eV}^2$. The mixing angles are in the ranges of $0.28 \leq \tan^2 \theta_{12} \leq 0.60$ (best fit value 0.39), $0.5 \leq \tan^2 \theta_{23} \leq 2.1$ (best fit value 1.0), and $\sin^2 \theta_{13} \leq 0.041$.

There are many theoretical studies of neutrino masses and mixing [14]. The mixing matrix can be nicely represented by the so called bi-large mixing matrix. By an appropriate choice of sign and phase conventions, the bi-large mixing matrix can be written as

$$V = \begin{pmatrix} 1 & 0 & 0 \\ 0 & c & s \\ 0 & -s & c \end{pmatrix} \begin{pmatrix} 1 & 0 & 0 \\ 0 & c_{\frac{\pi}{2}} & s_{\frac{\pi}{2}} \\ 0 & s_{\frac{\pi}{2}} & c_{\frac{\pi}{2}} \end{pmatrix} \begin{pmatrix} 1 & 0 & 0 \\ 0 & c_{\frac{\pi}{2}} & s_{\frac{\pi}{2}} \\ 0 & s_{\frac{\pi}{2}} & c_{\frac{\pi}{2}} \end{pmatrix}; \quad (4)$$

where $c = \cos$ and $s = \sin$ with $\tan = \tan_{12}$. In this form the eigen-masses m_i of the light neutrinos, in general, have non-zero Majorana phases ϕ_i .

This class of models has $V_{13} = 0$ which is allowed by present experimental data and can be tested by future experiments. Several experiments are planned to measure V_{13} with greater precisions[15]. Obviously should a non-zero value for V_{13} be measured, modifications for the model considered are needed. The bi-large mixing model can be taken as the lowest order approximation.

The bi-large mixing mass matrix is of the form [14, 16, 17]

$$M = \begin{pmatrix} 0 & 1 \\ M_{11} & M_{12} & M_{12} \\ M_{12} & M_{22} & M_{23} \\ M_{12} & M_{23} & M_{33} \end{pmatrix} \begin{pmatrix} C \\ C \\ C \\ A \end{pmatrix}$$

$$= \begin{pmatrix} 0 & 1 \\ (c^2 m_1 + s^2 m_2) & \frac{cs}{2}(m_1 + m_2) & \frac{cs}{2}(m_1 + m_2) \\ \frac{cs}{2}(m_1 + m_2) & \frac{1}{2}(s^2 m_1 + c^2 m_2 + m_3) & \frac{1}{2}(s^2 m_1 + c^2 m_2 - m_3) \\ \frac{cs}{2}(m_1 + m_2) & \frac{1}{2}(s^2 m_1 + c^2 m_2 - m_3) & \frac{1}{2}(s^2 m_1 + c^2 m_2 + m_3) \end{pmatrix} \begin{pmatrix} C \\ C \\ C \\ A \end{pmatrix} : \quad (5)$$

The above mass matrix produces bi-large mixing matrix, but the neutrino masses cannot be completely fixed using the two mass different m_{sol}^2 and m_{atm}^2 measurements even one knows all information about the mixing matrix. Additional inputs are needed to further constrain or to determine the parameters in the neutrino mass matrix [14, 16, 18, 19, 20]. Several proposals have been made to reduce the parameters, such as texture zero [18], determinant zero requirement [19], and traceless requirement [20] for the mass matrix. In this paper we impose texture zeros on bi-large mixing mass matrix to constrain neutrino masses and Majorana phases and also study the implications for leptogenesis.

To study leptogenesis, one needs further information on the heavy neutrino mass matrix. Since $M = M_D M_R^{-1} M_D^T$, if M_D is known one can obtain the form of M_R at higher energy. If M_D is proportional to a unit matrix, M_R will also have a similar form as the one given in eq.(5), and the associated mixing matrix $V_R P_R$ is equal to $V P$ in the basis where all eigen-masses are real positive, and the heavy neutrino eigen-masses are proportional to $1/m_i$. M and M_R are trivially related. We will show later that in this case the Majorana phases will play no role in leptogenesis. We therefore consider a simple, but non-trivial relation between M and M_R with $M_D = v Y = v b \text{diag}(\sqrt{2}; 1; 1)$. With this form for M_D , M_R also has the

bi-large mixing mass matrix form, but with $V_R P_R$ not equal to $V P$. With these forms for M and M_R , there is no CKM CP violating phase in the charged current with W boson. The Majorana phases can, however, play a non-trivial role in leptogenesis[17, 21] and will be studied in more detail later. The heavy neutrino mass matrix can be expressed as

$$M_R = v^2 b^2 \begin{pmatrix} 0 & \frac{c^2}{m_1} + \frac{s^2}{m_2} & \frac{cs}{2} \left(\frac{1}{m_1} + \frac{1}{m_2} \right) & \frac{cs}{2} \left(\frac{1}{m_1} + \frac{1}{m_2} \right) \\ \frac{cs}{2} \left(\frac{1}{m_1} + \frac{1}{m_2} \right) & \frac{1}{2} \left(\frac{s^2}{m_1} + \frac{c^2}{m_2} + \frac{1}{m_3} \right) & \frac{1}{2} \left(\frac{s^2}{m_1} + \frac{c^2}{m_2} - \frac{1}{m_3} \right) \\ \frac{cs}{2} \left(\frac{1}{m_1} + \frac{1}{m_2} \right) & \frac{1}{2} \left(\frac{s^2}{m_1} + \frac{c^2}{m_2} - \frac{1}{m_3} \right) & \frac{1}{2} \left(\frac{s^2}{m_1} + \frac{c^2}{m_2} + \frac{1}{m_3} \right) \end{pmatrix} : \quad (6)$$

We note that none of the neutrino masses can be zero.

II. BI-LARGE NEUTRINO MIXING MASS MATRIX WITH TEXTURE ZEROS

There are two different ways the texture zeros can be imposed: a) The texture zeros are imposed on the light neutrino mass matrix M ; And b) The texture zeros are imposed on the heavy neutrino mass matrix M_R . There are five different cases for class a) and class b) types of models which give non-trivial three generation mixing.

For class a) the five cases indicated by M_{Li} are

$$\begin{aligned} M_{L1} &= \begin{pmatrix} 0 & M_{12} & M_{12} \\ M_{12} & M_{22} & M_{23} \\ M_{12} & M_{23} & M_{22} \end{pmatrix} ; M_{L2} = \begin{pmatrix} 0 & M_{12} & M_{12} \\ M_{12} & 0 & M_{23} \\ M_{12} & M_{23} & 0 \end{pmatrix} ; M_{L3} = \begin{pmatrix} 0 & M_{12} & M_{12} \\ M_{12} & M_{22} & 0 \\ M_{12} & 0 & M_{22} \end{pmatrix} ; \\ M_{L4} &= \begin{pmatrix} 0 & M_{11} & M_{12} & M_{12} \\ M_{12} & M_{22} & 0 \\ M_{12} & 0 & M_{22} \end{pmatrix} ; M_{L5} = \begin{pmatrix} 0 & M_{11} & M_{12} & M_{12} \\ M_{12} & 0 & M_{23} \\ M_{12} & M_{23} & 0 \end{pmatrix} : \end{aligned} \quad (7)$$

For class b) the five cases have the same forms as above. We indicate them and their matrix elements by M_{Ri} and M_{ij}^h , respectively.

It is interesting to study if these mass matrices, $(L1, L2, L3, L4, L5)$ and $(R1, R2, R3, R4, R5)$, can be obtained from particle physics models. There have been some successes[14, 16, 17]. Here we will concentrate on their phenomenological implications.

Before discussing the above mass matrices in detail, we make some comments on the neutrino masses. There are three light neutrino masses, and there are two observable mass differences m_{sol}^2 and m_{atm}^2 from neutrino oscillation. If one of the neutrino masses, or

a combination of them, is known, the rest of the masses can be determined in terms of $m_{21,32}^2$. We express m_2 and m_3 as a function of m_1 as,

$$m_2 = \sqrt{m_1^2 + m_{21}^2}; m_3 = \sqrt{m_1^2 + m_{21}^2 + m_{32}^2}; \quad (8)$$

There are additional constraints on the neutrino masses. One of them comes from WMAP data which limits $m_{\text{sum}} = m_1 + m_2 + m_3$ to be less than $[22] < 0.71$ eV at the 95% C.L.. In the future cosmological data can improve the sensitivity and reach 0.03 eV [23]. There are another two constraints, the effective mass for neutrinoless double beta decays, $m_{ee} = |M_{11}|$, and the effective mass for tritium beta decay, $hm_i = (\mathcal{N}_{11}^2 m_1^2 + \mathcal{N}_{12}^2 m_2^2 + \mathcal{N}_{13}^2 m_3^2)^{1/2}$. The current experimental upper bounds for m_{ee} and hm_i are 1.35 eV [24] and 3 eV [7], respectively. These bounds are less stringent than the WMAP constraint. However, in the future, the sensitivities for m_{ee} and hm_i can reach 0.01 eV [25] and 0.12 eV [26], respectively, by laboratory experiments. These experiments can provide interesting constraints.

If there are additional constraints, such as texture zeros, it may be possible to determine the neutrino masses or relate the masses to the CP violating Majorana phases which are otherwise very difficult to measure.

A. Constraints From Texture Zeros In The Light Neutrino Mass Matrix

In this section we study the consequences of the above texture zeros in class a). For the case L1, we have

$$M_{11} = c^2 m_1 + s^2 m_2 = 0; \quad (9)$$

This is a special case studied in Ref.[27] by requiring $m_{ee} = 0$.

The phase of m_1 can be chosen to be zero which resulting in $m_2 = -m_1 = \tan^2$. Using this relation, the value of m_2 is determined by

$$m_2^2 = \frac{m_{\text{sol}}^2}{1 - \tan^4}; \quad (10)$$

The mass m_3 can be expressed as

$$\begin{aligned} \text{Normal hierarchy : } m_3^2 &= m_{\text{atm}}^2 + \frac{m_{\text{sol}}^2}{1 - \tan^4}; \\ \text{Reversed hierarchy : } m_3^2 &= m_{\text{atm}}^2 + \frac{m_{\text{sol}}^2}{1 - \tan^4}; \end{aligned} \quad (11)$$

The phase of m_3 is not determined from the above consideration. The reversed hierarchy is not a physical solution in this case because m_3^2 is minus numerically when constraints from data are imposed.

From eqs (9) and (10), we obtain the central value of m_1 for the normal hierarchy to be 0.0038 eV and the 3 σ lower bound to be 0.0025 eV. The sum of the masses m_{sum} is equal to 0.062 \pm 0.010 eV which satisfies the WMAP bound and can be probed by future cosmological data. The effective mass m_{ee} is identically equal to zero and $hm_i = 0.0062 \pm 0.0011$ eV which are safely within the current experimental bounds and is very difficult to be probed by near future experiments.

The case L2 is a special case of the minimal Zee mass matrix [28] and has been shown to be ruled out [29]. The cases L2 and L3 cannot be consistent with data can be easily understood from the simultaneous requirements $M_{11} = 0$, and $M_{22} = 0$ ($M_{23} = 0$). Because of this, one has $m_3 = s^2 m_1 + c^2 m_2$ and $c^2 m_1 + s^2 m_2 = 0$ which lead to

$$\frac{m_{\text{atm}}^2}{m_{\text{sol}}^2} = \frac{\tan^2(2 - \tan^2)}{1 - \tan^4}; \quad (12)$$

With $0.28 < \tan^2 < 0.6$, the above ratio is in the range 0.5 to 1.3 which is in conflict with data. This class of models is therefore ruled out.

We now discuss the case L4. The constraint from $M_{22} = m_1 s^2 e^{i2\theta_1} + m_2 c^2 e^{i2\theta_2} + m_3 e^{i2\theta_3} = 0$ implies that $m_1 s^2 + m_2 c^2 = m_3$. This implies that only reversed mass hierarchy, $m_2 > m_1 > m_3$, is allowed. We choose the convention where the phase $\theta_2 = 0$. We find that the Majorana phases $\theta_{1,3}$ are determined in masses and mixing angles as

$$\begin{aligned} \cos 2\theta_1 &= \frac{1}{2m_1 m_2 s^2 c^2} (m_3^2 - m_1^2 s^4 - m_2^2 c^4); \\ \cos 2\theta_3 &= \frac{1}{m_3} (m_1 s^2 \cos 2\theta_1 + m_2 c^2); \\ \sin 2\theta_3 &= \frac{1}{m_3} m_1 s^2 \sin 2\theta_1; \end{aligned} \quad (13)$$

There are two solutions, due to the undetermined sign of $\sin 2\theta_1 = \pm \frac{1}{\sqrt{1 - \cos^2 2\theta_1}}$, even with $\cos 2\theta_1$ fixed. They cannot be distinguished by oscillation and laboratory mass measurement experiments. If leptogenesis is responsible for the baryon asymmetry of our universe, we will show later that the two different solutions give different signs for the baryon asymmetry and the solution with positive $\sin 2\theta_1$ has to be chosen.

In Fig. 1 (a) and (b), we show $\cos 2\theta_1$ and $\cos 2\theta_3$, and $\sin 2\theta_1$ and $\sin 2\theta_3$, respectively, as functions of $\text{Log}(m_1)$ with the best fit values for m_{sol}^2 , m_{atm}^2 , and $\tan \theta$. We see that in

order to have physical solutions there is a minimal value for m_1 which is about 0.05 eV for the input parameters with central values. When errors in the input parameters are included, the lower bound can be reduced to 0.039 eV at 3 level. One can also express the masses as functions of the phase ρ_1 .

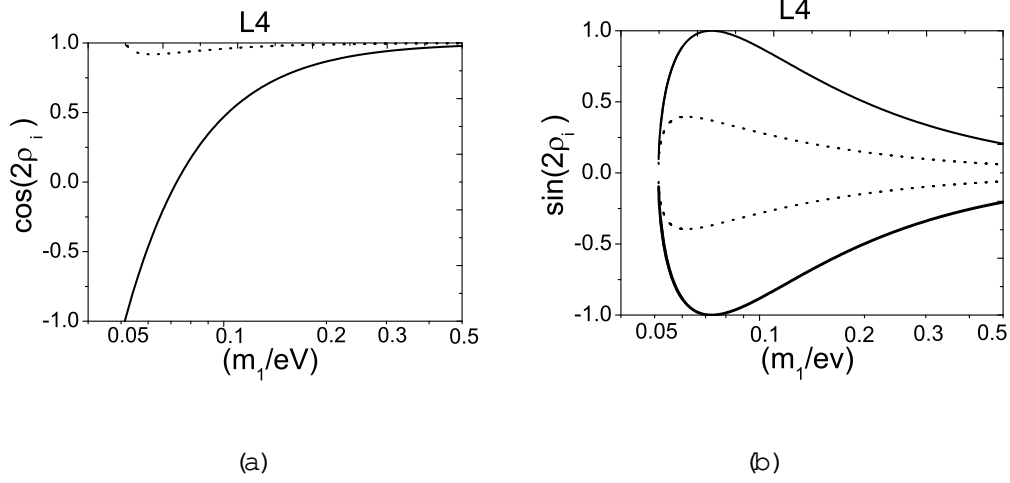


FIG. 1: $\cos 2\rho_1$ and $\cos 2\rho_3$ (Fig. 1 (a)), and $\sin 2\rho_1$ and $\sin 2\rho_3$ (Fig. 1 (b)), respectively, as functions of $\text{Log}(m_1)$ for the central values of m_{solar}^2 , m_{atm}^2 , and $\tan \theta$. Both solutions with $\text{sgn}(\sin 2\rho_1) = \pm 1$ are drawn. In (a) the solid line is for $\cos 2\rho_1$ and the dotted line is for $\cos 2\rho_3$, while in (b) the solid line is for $\sin 2\rho_1$ and the dotted line is for $\sin 2\rho_3$ respectively.

There is no upper bound for the neutrino masses from the above considerations. If one takes the WMAP constraint, m_1 is bounded to be less than 0.238 eV. This implies that $\cos 2\rho_1$ to be smaller than 0.906.

The effective masses $m_{ee} = |M_{11}| = (m_1^2 c^4 + m_2^2 s^4 + 2m_1 m_2 s^2 c^2 \cos 2\rho_1)^{1/2}$ and $hm_i = (c^2 m_1^2 + s^2 m_2^2)^{1/2}$ are constrained. Compared with current experimental upper bounds for $m_{ee} < 1.35$ eV and $hm_i < 3$ eV, we get the upper bound for m_1 to be 0.95 eV which is above the WMAP bound. The lower bound for m_{ee} and hm_i may be calculated too. They are, at 3 level, 0.0217 eV and 0.0392 eV respectively. The lower bound on m_{ee} can be probed by future neutrinoless double beta decays.

The constraints on L5 can be obtained by replacing m_3 by $-m_3$ in eq. (13). The net result is to change the signs of $\cos 2\rho_3$ and $\sin 2\rho_3$. Leptogenesis will select the solution with $\sin 2\rho_1$ to be positive again.

B. Constraints From Texture Zeros In The Heavy Neutrino Mass Matrix

We now discuss the situation for the cases in class b). The cases R1, R2 and R3 all require $M_{11}^h = 0$, which implies

$$s^2 m_1 + c^2 m_2 = 0: \quad (14)$$

Since data requires that $s^2 < c^2$ and $m_2^2 > m_1^2$, it is not possible to satisfy the above equation. Cases R1, R2 and R3 are therefore ruled out by data.

A specific realization of R4 was discussed by Grimus and Lavoura in Ref.[16]. We choose the convention with $\theta_2 = 0$. In this case since $M_{23} = s^2 m_1 + c^2 m_2 - m_3 = 0$, when combined with $m_2 > m_1$ from data, one obtains $m_3 > m_1$. Since data show that $|m_{32}^2|$ is larger than $|m_{21}^2|$, only normal hierarchy neutrino mass pattern is allowed.

The condition $M_{23} = 0$ also leads to

$$\begin{aligned} \cos 2\theta_1 &= \frac{1}{2m_1 m_2 c^2 s^2} \left(\frac{m_2^2 m_1^2}{m_3^2} - m_2^2 s^4 - m_1^2 c^4 \right); \\ \cos 2\theta_3 &= \frac{m_3}{m_1 m_2} (m_2 s^2 \cos(2\theta_1) + m_1 c^2); \\ \sin 2\theta_3 &= \frac{m_3}{m_1} s^2 \sin(2\theta_1): \end{aligned} \quad (15)$$

Similar to the case for L4, there are two solutions due to the undetermined sign of $\sin 2\theta_1$. Neutrino oscillation and laboratory neutrino mass measurement experiments will not be able to decide which solution to take. However, leptogenesis will select the solution with positive $\sin 2\theta_3$.

In Fig. 2 (a), we show $\cos 2\theta_1$ and $\cos 2\theta_3$ as functions of m_1 with the best fit values for m_{sol}^2 , m_{atm}^2 , $\tan \beta$. In Fig. 2 (b) we show the two solutions for $\sin 2\theta_1$ and $\sin 2\theta_3$ as functions of $\text{Log}(m_1)$. There is a region, around $m_1 = 0.01$, not allowed. We see that there is a minimal value for m_1 which is about 0.003 eV. With errors in the input parameters, the low bound at 3 level is 0.002 eV. One can also express the masses as functions of the phase θ_1 .

Similar to the case L4, there is no upper bound for the neutrino masses for R4 from the above considerations. If one takes the WMAP constraint, $\cos 2\theta_1$ is bounded to be smaller than 0.905.

The effective masses $m_{ee} = |M_{11}| = m_1 m_2 - m_3$ and $hm_i = (c^2 m_1^2 + s^2 m_2^2)^{1/2}$ are constrained. Compared with current experiment upper bounds for $m_{ee} < 1.35$ eV and $hm_i < 3$

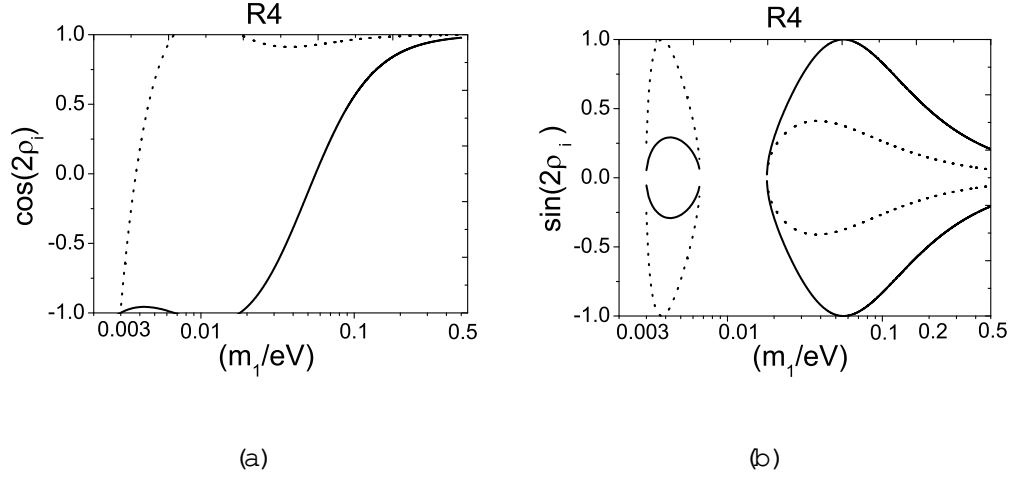


FIG. 2: $\cos 2 \rho_1$ and $\cos 2 \rho_3$ (Fig 2 (a)), and $\sin 2 \rho_1$ and $\sin 2 \rho_3$ (Fig 2 (b)), respectively, as functions of $\text{Log}(m_1)$ for the central values of m_{solar}^2 , m_{atm}^2 , and $\tan \theta$. Both solutions with $|\sin 2 \rho_1|$ are drawn. In (a) the solid line is for $\cos 2 \rho_1$ and the dotted line is for $\cos 2 \rho_3$, while in (b) the solid line is for $\sin 2 \rho_1$ and the dotted line is for $\sin 2 \rho_3$ respectively.

eV, we get the upper bound for m_1 to be 1.35 eV which is again above the WMAP bound. The lower bound at 3σ for m_{ee} and $m_{\mu\mu}$ are 3.8×10^{-4} eV and 4.7×10^{-3} eV respectively.

Again the constraints for case R5 can be obtained by simply changing m_3 to m_3 .

III. HEAVY NEUTRINO MASSES AND MIXING MATRIX

In our previous discussions we have concentrated only on the light neutrino masses, mixing and phases. We have seen that the mass matrix is completely specified by experimental measurable quantities. In fact once the light neutrino mass matrix is known, the right-handed neutrino mass matrix is almost specified as can be seen from eq.(6).

There are three new parameters v , b and θ in M_R . In the cases considered here, only the combination $v b$ appears in the calculations. We will normalize v to have the SM values of 174 GeV and let b be a free parameter. It is interesting to note that if one knows θ , all information on the mixing matrix U_R is known, and also the ratios of the heavy neutrino masses M_i/M_j are known once the light neutrino masses and mixing angles are fixed.

In the limit $\theta = 1$, $U_R = U$ and $M_i = v^2 b^2 = m_i$. When θ is not equal to 1, the situation is more complicated. But from eq. (6) it is clear that the unitary matrix U_R which diagonalizes

M_R still has the bi-large mixing form. When θ is close to one, the heavy neutrino mass hierarchies are $M_3 > M_1 > M_2$ and $M_1 > M_2 > M_3$ for the reversed and normal light neutrino hierarchies, respectively. When θ deviates from one, the mass hierarchy pattern will change and U_R is non-trivially related to U . But M_3 is always equal to $v^2 b^2 = m_3$.

In Fig.3, we show the heavy neutrino masses as functions of θ for several fixed values of m_1 for illustration. For case L1, we use the central value 0.0038 eV, and for L4 and R4 we use two typical values 0.055 eV and 0.1 eV. The cases L4 and L5 have the same eigen-masses, and R4 and R5 also have the same eigen-masses. From Fig.3 we can clearly see that the mass hierarchy changes with θ .

The mixing matrix U_R is more complicated. It has the general form

$$U_R = \begin{pmatrix} 0 & 1 & 0 \\ e^{i_1} & 0 & 0 \\ 0 & e^{i_2} & 0 \\ 0 & 0 & e^{i_3} \end{pmatrix} \begin{pmatrix} 1 & 0 \\ c^0 & s^0 \\ \frac{s^0}{2} & \frac{c^0}{2} \\ \frac{s^0}{2} & \frac{c^0}{2} \end{pmatrix} \begin{pmatrix} 1 & 0 \\ 0 & 1 \\ \frac{1}{2} & \frac{1}{2} \\ \frac{1}{2} & \frac{1}{2} \end{pmatrix} \begin{pmatrix} 1 & 0 & 0 \\ 0 & e^{i_2} & 0 \\ 0 & 0 & e^{i_3} \end{pmatrix} : \quad (16)$$

In the following we give, as examples, U_R for the cases L1, L4 and R4. In the case L1 with $m_1 = 0.0038$ eV,

$$U_R = \begin{pmatrix} 0 & 1 \\ 0.7175 & 0.6965 & 0 \\ 0.4925 & 0.5074 & 0.707 \\ 0.4925 & 0.5074 & 0.707 \end{pmatrix} \begin{pmatrix} 1 \\ c \\ c \\ c \\ A \end{pmatrix} : \quad (17)$$

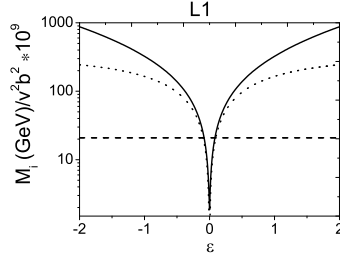
For cases L4 and R4, in the basis where all eigen-masses are real and positive, we write U_R for two typical values of m_1 , 0.055 eV and 0.1 eV. We have

For case L4 with $m_1 = 0.055$ eV,

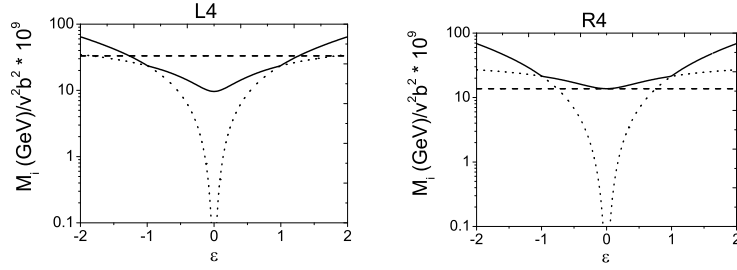
$$U_R = \begin{pmatrix} 0 & 1 \\ 0.2946 + 0.1841 i & 0.4986 + 0.7942 i & 0 \\ 0.6516 & 0.1225 i & 0.0449 & 0.2415 i & 0.6941 + 0.1351 i \\ 0.6516 & 0.1225 i & 0.0449 & 0.2415 i & 0.6941 & 0.1351 i \end{pmatrix} \begin{pmatrix} 1 \\ c \\ c \\ c \\ A \end{pmatrix} ; \quad (18)$$

and with $m_1 = 0.1$ eV,

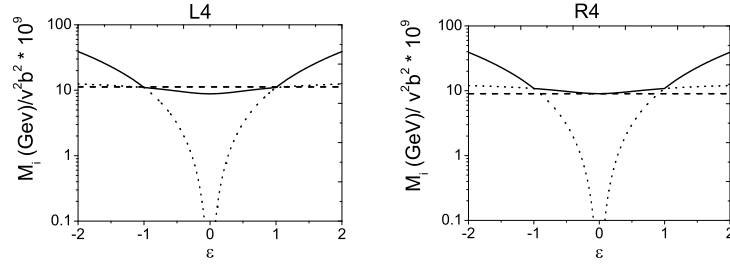
$$U_R = \begin{pmatrix} 0 & 1 \\ 0.0532 + 0.1285 i & 0.9162 + 0.3760 i & 0 \\ 0.6929 & 0.1012 i & 0.0139 & 0.0973 i & 0.6996 + 0.1029 i \\ 0.6929 & 0.1012 i & 0.0139 & 0.0973 i & 0.6996 & 0.1029 i \end{pmatrix} \begin{pmatrix} 1 \\ c \\ c \\ c \\ A \end{pmatrix} : \quad (19)$$



(a)



(b)



(c)

FIG .3: $M_1(\text{GeV})/v^2 b^2$ for cases L1, L4 and R4 as functions of ϵ . For L1, m_1 is equal to 0.0038 eV ((a)) (determined from the central values of the mixing angles). For L4 and R4, m_1 is not fixed by the mixing angles. We draw figures for $m_1 = 0.055$ eV ((b)) and $m_1 = 0.1$ eV ((c)) for illustrations. The solid, dotted and dashed lines are for M_1, M_2 and M_3 , respectively.

For case R4 with $m_1 = 0.055$ eV ,

$$U_R = \begin{pmatrix} 0 & & & & & 1 \\ 0.1202 + 0.1778 i & 0.8122 + 0.5424 i & & & & 0 \\ 0.6777 & 0.1332 i & 0.0284 & 0.1491 i & 0.6938 + 0.1364 i & 0 \\ 0.6777 & 0.1332 i & 0.0284 & 0.1491 i & 0.6938 & 0.1364 i \end{pmatrix} \begin{pmatrix} C \\ C \\ C \\ C \\ C \\ A \end{pmatrix}; \quad (20)$$

and with $m_1 = 0.1 \text{ eV}$,

$$U_R = \begin{pmatrix} 0 & & & & & 1 \\ 0.0431 + 0.1172 i & 0.9324 + 0.3393 i & & & & 0 \\ 0.6954 & 0.0931 i & 0.0114 & 0.0875 i & 0.7009 + 0.0938 i & 0 \\ 0.6954 & 0.0931 i & 0.0114 & 0.0875 i & 0.7009 & 0.0938 i \end{pmatrix} \begin{pmatrix} C \\ C \\ C \\ C \\ C \\ A \end{pmatrix}; \quad (21)$$

IV . L E P T O G E N E S I S

We now discuss implications of leptogenesis for the class of mass matrices discussed in the previous sections.

The baryon number asymmetry problem, why our universe is dominated by matter, is one of the most outstanding problems in modern physics. This problem is related to the ratio $\eta_B = n_B/n$. Here n_B is the baryon number density and n is the photon number density. If the universe contains equal matter and antimatter initially with baryon number conserved, the expected ratio for η_B is about 10^{-20} . Observations from Big-Bang Nucleosynthesis (BBN) and Cosmic Microwave Background (CMB) radiation determine η_B to be $[7, 22, 30] 6.5^{+0.4}_{-0.3} \cdot 10^{-10}$. There is a huge difference between the expected and the observed values. Sakharov showed that if there are [31]: 1) baryon number violation, 2) C and CP violation, and 3) non-thermal equilibrium conditions when 1) and 2) are in effect, it is possible to create a matter dominated universe from a symmetric one in the early epoch of the universe.

In the Standard Model due to $SU(2)_L$ anomaly, there are baryon number violating interactions. This interaction becomes strong at high temperatures [32]. This interaction violates $B + L$, but conserves $B - L$. Fukugita and Yanagida [11] noticed that if in the early universe there was lepton number asymmetry, this interaction can transfer lepton number asymmetry a_i produced by heavy neutrino decays, for example, to baryon number asymmetry.

The surviving baryon asymmetry from lepton number asymmetry due to the i th heavy neutrino is given by [11, 33]

$$\eta_B = \frac{s}{n_0} \frac{1}{i!} \frac{a_{i-1}}{g_1}; \quad (22)$$

where $s = (2^2 - 45)g_0 T^3/j$ and $n = (2^2 - 3)T^3/j$ are the entropy and photon densities of the present universe with $g_0 = 43/11$ being the effective relativistic degrees of freedom. The parameter β is calculated to be [33] $\beta = (8N_F + 4N_H)/(22N_F + 13N_H)$ depending on the number of $SU(2)_L$ doublet Higgs scalars N_H and fermions N_F . g_1 is the effective relativistic degrees of freedom at the temperature where the lepton number asymmetry a_1 is generated from the i th heavy neutrino decay. For the lightest heavy neutrino decay contribution, $g_1 = (28 + (7-8)/90)_{SM} + 4(N_H - 1) + 2(7-8)$ is of order 100. Here the last term comes from the lightest heavy Majorana neutrino which produces the lepton number asymmetry. The number N_H depends on the details of the specific model. We have checked the sensitivity of β on N_H and find that there is only about a 10% reduction for N_H varying from 1 to 5. We will assume that there is just one Higgs doublet in our numerical calculations. k_1 is a dilute factor which depends on the ratio of heavy Majorana neutrino decay rate and the Hubble parameter at the time of heavy neutrino decay, $K_1 = \Gamma_1/H_1$ with $\Gamma_1 = (\hat{Y}^\dagger \hat{Y})_{11} M_1/8$ and $H_1 = 1.166 \sqrt{g_1} M_1^2/M_{\text{Planck}}$. Here $\hat{Y} = V_R^T Y$ is the Yukawa coupling in the basis where M_R is diagonalized.

The heavy neutrino mass is of order $M_1 \sim (v^2/m_3)(\hat{Y}^\dagger \hat{Y})_{11}$, one would obtain $\Gamma_1/H_1 \sim 10^4 (m_3/\text{eV})(100 \text{ GeV}/v)^2$. For m_3 within the allowed lower bound discussed earlier and upper bound from WMAP, the factor K_1 is within the range of 10^{-10} to 10^6 . In this range the dilute factor k_1 is approximated by [13] $k_1 \sim 0.3 = K_1 (\ln K_1)^{3/5}$. In our numerical calculations we will use this approximate form.

We now study a_i in the models considered. The lepton number asymmetry a_i generated by the i th heavy neutrino is given by [11, 12]

$$a_i = \frac{1}{8} \frac{1}{(\hat{Y}^\dagger \hat{Y})_{ii}} \sum_j \text{Im} f(\frac{\hat{Y}^\dagger \hat{Y}_{ij}^2}{(\hat{Y}^\dagger \hat{Y})_{ii}}) \frac{M_j^2}{M_i^2}; \quad (23)$$

where

$$f(x) = \frac{1}{x} \left(\frac{2}{x-1} + \ln \frac{1+x}{x} \right); \quad (24)$$

Applying the above equation to the models discussed in the previous section, we obtain the lepton number asymmetries due to heavy neutrino decays to be

$$a_i = \frac{1}{8} b^2 (2 - 1)^2 \sum_j \text{Im} (U_{R1i} U_{R1j})^2 \frac{f(M_j^2/M_i^2)}{1 + (2 - 1) \text{Im} (U_{R1i} U_{R1j})^2};$$

$$a_1 = \frac{1}{8} b^2 (2 - 1)^2 \text{Im} (U_{R11} U_{R12})^2 \frac{f(M_2^2/M_1^2)}{1 + (2 - 1) \text{Im} (U_{R11} U_{R12})^2};$$

$$\begin{aligned}
a_2 &= \frac{1}{8} b^2 (\theta^2 - 1)^2 \text{Im}(U_{R12} U_{R11})^2 \frac{f(M_1^2 - M_2^2)}{1 + (\theta^2 - 1) \text{Im}(U_{R12} U_{R11})}; \\
a_3 &= 0;
\end{aligned} \tag{25}$$

with $\text{Im}(U_{R11} U_{R12})^2 = c^2 s^2 \sin(2\theta)$. In the above we have used the fact that $U_{R13} = 0$. Note that for $\theta = 1$, no lepton number asymmetry can be generated.

From eq.(22) we see that only solutions which generate negative a_1 can be candidate producing the right sign for baryon asymmetry. This criterion selects out solutions obtained in Section II which are not able to be distinguished by low energy experimental data.

Several studies of leptogenesis with bi-large neutrino mixing matrix have been carried out [17]. Here we follow similar strategy to systematically study the models discussed earlier. To demonstrate that the See-Saw model discussed here can indeed explain the observed baryon number asymmetry, in the following we consider a simple case with large hierarchical structure for the heavy Majorana neutrino mass. In this case the dominant contribution to the surviving baryon asymmetry is from the lightest heavy neutrino decay. The heavy neutrino with mass of M_3 does not produce a non-zero asymmetry, it cannot be the lightest heavy neutrino since it will washout baryon asymmetries produced by the other two heavier ones in our case. One needs to work in the parameter space where M_3 is not the smallest. Large θ tends to make $M_{1,2}$ bigger, while does not affect M_3 as can be seen from Fig. 3. Therefore leptogenesis favors small θ . Numerically we find that with θ less than around 0.5 the lightest heavy neutrino mass is M_2 and the mass squared to be at least 10 times smaller than the heavy neutrino of mass M_3 as can be seen from Fig.3. In this range, the washout effect of the CP conserving decay of the heavy neutrino of mass M_3 would be small. We will present our results for the baryon asymmetry produced by the lightest heavy neutrino with satisfying the condition that the lightest heavy neutrino mass squared is at least 10 times smaller than the next lightest heavy neutrino mass squared

For the case L1 $U_{R11} U_{R12}$ is real. This leads to zero lepton asymmetry a_1 . This type of models cannot explain the baryon number asymmetry in the universe.

In Figs.4 and 5, we show η_B as functions of b and θ for $m_1 = 0.055$ eV and 0.1 eV for the cases L4 and R4. Only the cases with negative a_1 which produces the right sign for the observed baryon number asymmetry are shown. There are two solutions with different signs for $\sin 2\theta_1$ in the case of L4 which satisfies neutrino mass and oscillation experimental constraints as discussed in section II. If the model is required to produce the baryon number

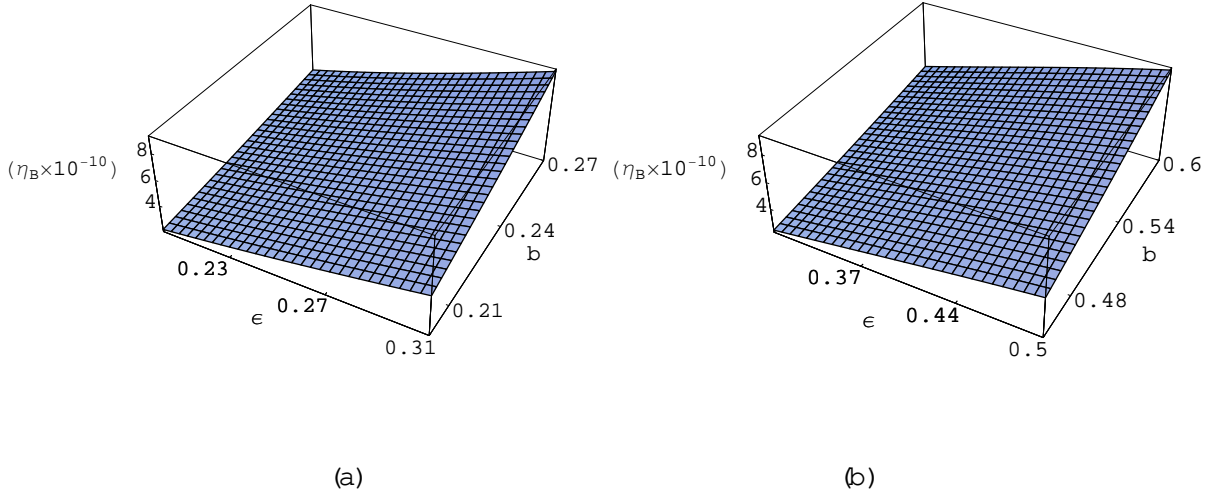


FIG . 4: The allowed ranges for ϵ and b for case L4 with η_B in the range of 4×10^{-10} to 8×10^{-10} , with (a) $m_1 = 0.055$ eV and (b) $m_1 = 0.1$ eV .

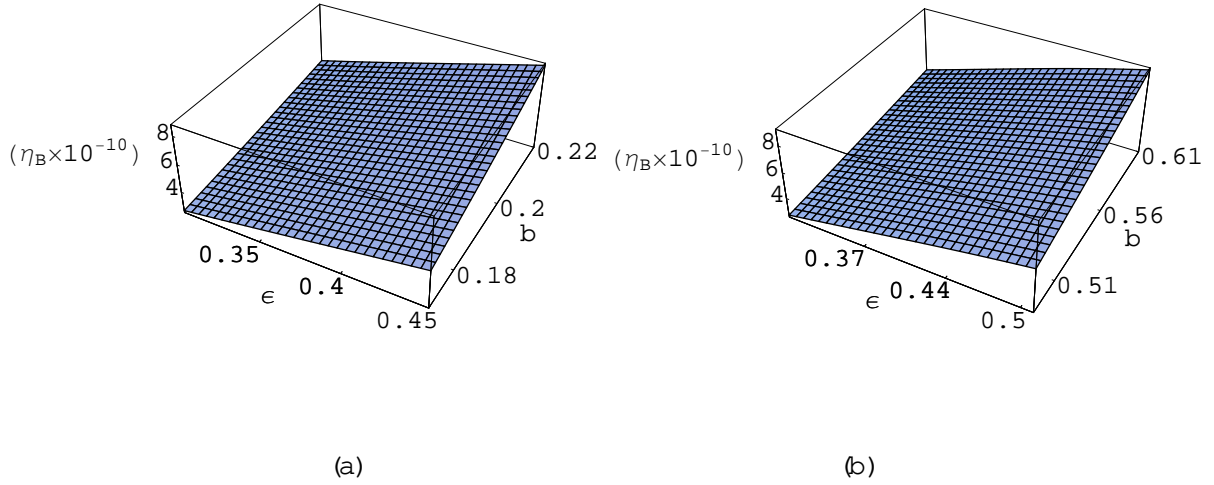


FIG . 5: The allowed ranges for ϵ and b for case R4 with η_B in the range of 4×10^{-10} to 8×10^{-10} , with (a) $m_1 = 0.055$ eV and (b) $m_1 = 0.1$ eV .

asymmetry, we find that only the solution with the positive $\sin 2\beta_3$ is allowed. Similar situation happens for the case of R4, $\sin 2\beta_1$ to be positive has to be chosen. For the cases L5 and R5, the solutions with positive $\sin 2\beta_3$ have to be chosen.

We see from Figs. 4 and 5 that the observed baryon number asymmetry can be produced

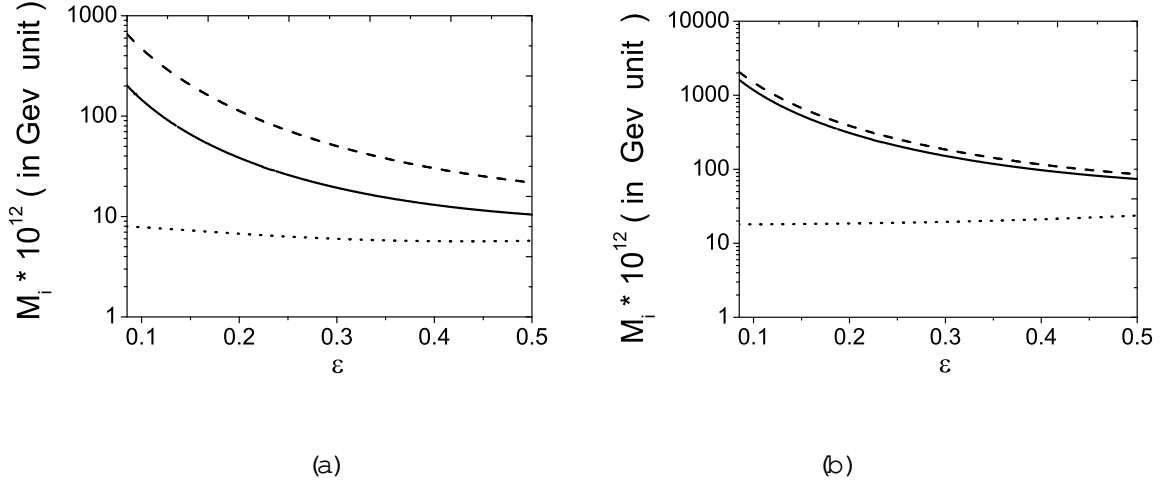


FIG .6: M_i for case L4 as functions of ϵ with (a) $m_1 = 0.055$ eV and (b) $m_1 = 0.1$ eV .The solid, dotted and dashed lines are for M_1, M_2 and M_3 respectively.

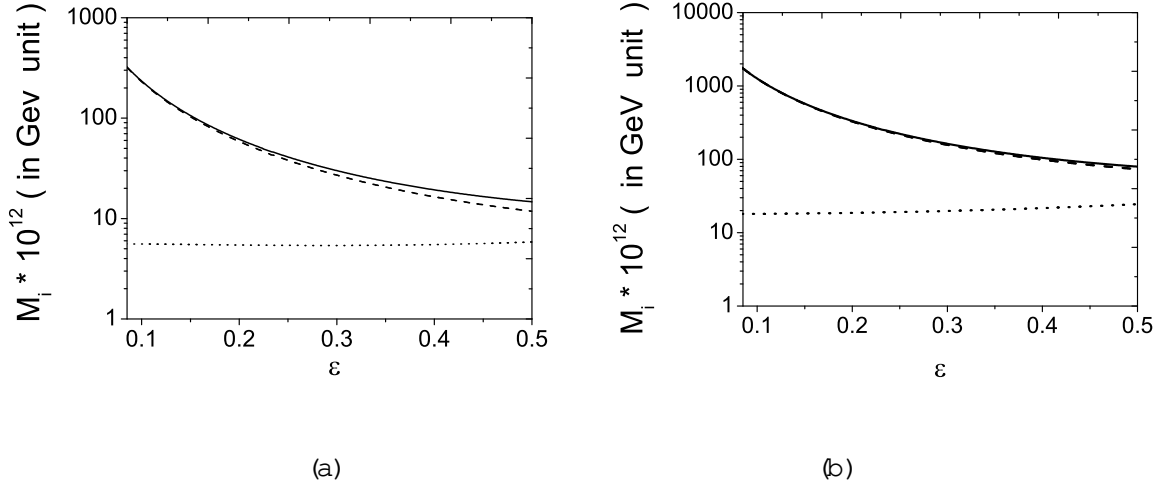


FIG .7: M_i for case R4 as functions of ϵ with (a) $m_1 = 0.055$ eV and (b) $m_1 = 0.1$ eV .The solid, dotted and dashed lines are for M_1, M_2 and M_3 respectively.

in the models considered here. We also see that the requirement of generating the correct baryon number asymmetry, the parameters ϵ and b are constrained. One can use this fact to obtain the allowed mass ranges for the heavy neutrino masses M_i . In Figs. 6 and 7 we show M_i as functions of ϵ for the central value of b . These masses represent possible new physics scale and are constrained to be in the range of $10^{12} - 10^{15}$ GeV .

V . C O N C L U S I O N S

In this paper we have studied constraints from texture zeros in bi-large mixing See-Saw neutrino mass matrices and also from leptogenesis. We have systematically investigated two classes of models with one of them (class a)) to have the texture zeros imposed on the light neutrino mass matrix, and another (class b)) to have the texture zeros imposed on the heavy neutrino mass matrices.

Assuming a simple form proportional to $\text{Diag}(1;1;1)$ for the Dirac mass matrix which relates the left- and right-handed neutrinos, both light and heavy neutrinos can simultaneously have the bi-large mixing matrix form. Both classes a) and b) of mass matrices can have 5 different forms which produce non-trivial three generation mixing. We find that only three (L1, L4, L5) in class a) and two (R4, R5) in class b), respectively, can be consistent with present data on neutrino masses and mixing constraints. In all the models none of the neutrino masses can be zero. Using present data, the lightest neutrino is bounded to be heavier than, 0.0025 eV, 0.039 eV and 0.002 eV for L1, L4 and L5, and, R4 and R5, respectively. Future experiments can provide further tests and even rule out some of the models.

Because $V_{13} = 0$, there is no CKM type of CP violating phase in the light neutrino mixing matrix. No CP violating effects can be observed in neutrino oscillation experiments. However, there can be non-trivial Majorana phases. These phases can play an important role in explaining the observed baryon number asymmetry in our universe. We have shown that in the models considered there are parameter spaces where the observed baryon number asymmetry can indeed be generated through the leptogenesis mechanism. It is interesting to note that the requirement of producing the observed baryon number asymmetry rules out several models which are, otherwise, impossible to achieve by Laboratory experiments. This requirement also provides a condition to fix the allowed scale for the heavy neutrinos. We find that the masses are in the range of $10^{12} - 10^{15}$ GeV.

In the models we considered V_{13} is zero which is allowed by present experimental data and can be tested by future experiments. Several experiments are planned to measure V_{13} with greater precision [15]. Obviously should a non-zero value for V_{13} be measured, modifications for the model considered are needed. However, the models considered can be taken as the lowest order approximations. How to obtain such mass matrices deserves more future

theoretical studies.

Acknowledgments

This work was supported in part by grants from NNSFC and NSC. XGH thanks the College of Physics at Nankai University for hospitality where part of the work was carried out.

-
- [1] Q. R. Ahmad et al., (SNO Collaboration), *Phys. Rev. Lett.* 89, 011301 (2002); *Phys. Rev. Lett.* 89, 011302 (2002); S. Fukuda et al., (Super-Kamiokande Collaboration), *Phys. Lett. B* 539, 179 (2002); B. T. Cleveland et al., *Astrophys. J.* 496, 505 (1998); R. Davis, *Prog. Part. Nucl. Nucl. Phys.* 32, 13 (1994); D. N. Abdurashitov et al., (SAGE Collaboration), *Phys. Rev. D* 60, 055801 (1999); arXiv: astro-ph/0204245; W. Hampel et al., (GALLIEX Collaboration), *Phys. Lett. B* 447, 127 (1999); C. Cattadori, (GNO Collaboration), *Nucl. Phys. B* 111 (Proc. Suppl.), 311 (2002).
- [2] Y. Fukuda et al., (Kamiokande Collaboration), *Phys. Lett. B* 335, 237 (1994); R. Becker-Szendy et al., (IMB Collaboration), *Nucl. Phys. B* 38 (Proc. Suppl.), 331 (1995); W. W. M. Allison et al., (Soudan Collaboration) *Phys. Lett. B* 449, 137 (1999); M. Ambrosio et al., (MACRO Collaboration) *Phys. Lett. B* 434, 451 (1998); M. Soffi, arXiv: hep-ex/0211030.
- [3] M. Apollonio et al., (CHOOZ Collaboration), *Phys. Lett.* 466, 415 (1999).
- [4] T. Araki et al. [KamLAND Collaboration], arXiv: hep-ex/0406035; K. Eguchi et al., (KamLAND Collaboration), *Phys. Rev. Lett.* 90, 021802 (2003).
- [5] M. H. Ahn et al., (K2K Collaboration), *Phys. Rev. Lett.* 90, 041801 (2003).
- [6] For recent reviews on data see for example: Yi-Fang Wang, hep-ex/0411028; M. C. Gonzalez-Garcia, hep-ph/0410030.
- [7] Particle Data Group, *Phys. Lett. B* 592, 1 (2004).
- [8] P. Minkowski, *Phys. Lett. B* 67, 421 (1977); M. Gell-Mann, P. Ramond and R. Slansky in *Supergravity*, eds. D. Freedman and P. Van Nieuwenhuizen (North Holland, Amsterdam, 1979), p. 315; T. Yanagida in *Proceedings of the Workshop on Unified Theory and Baryon Number in the Universe*, eds. O. Sawada and A. Sugamoto (KEK, Tsukuba, Japan, 1979); S. L. Glashow,

- 1979 Cargese Lectures in Physics { Quarks and Leptons, eds. M. Levy et al. (Plenum, New York, 1980), p. 707; R.N. Mohapatra and G. Senjanovic, Phys. Rev. Lett. 44, 912 (1980).
- [9] B. Pontecorvo, Sov. Phys. JETP 6, 429 (1957); 7, 172 (1958); Z. Maki, M. Nakagawa and S. Sakata, Prog. Theor. Phys. 28, 870 (1962).
- [10] N. Cabibbo, Phys. Rev. Lett. 10, 531 (1963); M. Kobayashi and T. Maskawa, Prog. Theor. Phys. 49, 652 (1973).
- [11] M. Fukugita and T. Yanagida, Phys. Lett. B 174, 45 (1986).
- [12] G. Giudice et al., Nucl. Phys. B 686, 89 (2004); A. Pilaftsis and T. Underwood, Nucl. Phys. 692, 303 (2004); W. Buchmüller, P. Di Bari and M. Plumacher, Nucl. Phys. B 665, 445 (2003)
- [13] H. B. Nielsen and Y. Takanishi, Phys. Lett. B 507, 241 (2001).
- [14] For some recent reviews see: R. Mohapatra et al., hep-ph/0412099; A. Smirnov, Int. J. Mod. Phys. A 19, 1180 (2004); Z. Z. Xing, Int. J. Mod. Phys. A 19, 1 (2004); V. Barger, D. Marfatia and K. Whisnant, Int. J. Mod. Phys. E 12, 269 (2003); S. Pakvasa and J. Valle, Proc. Indian Sci. Acad. 70A, 189 (2004).
- [15] M. Goodman, hep-ph/0501206.
- [16] C. S. Lam Phys. Lett. B 507, 214 (2002); hep-ph/0503159; K. S. Babu, E. Ma and J. Valle, Phys. Lett. B 552, 207 (2003); E. Ma, Phys. Rev. D 66, 117301 (2002); X.-G. He and A. Zee, Phys. Lett. B 560, 87 (2003); C. Low and R. Volkas, Phys. Rev. D 68, 033007 (2003); W. Grimus and L. Lavoura, Phys. Lett. B 572, 189 (2003).
- [17] S. Kanemura et al., hep-ph/0411239; W. Grimus and L. Lavoura, J. Phys. G 30, 1073 (1994); M. Taninaka, Nucl. Phys. Proc. 137: 236 (2004); S.-H. Chang, S.-K. Kang, and K. Siyeon, Phys. Lett. B 597, 78 (2004); W. Rodejohann, Phys. Rev. D 70, 073010 (2004). R. Mohapatra and S. Nasri, Phys. Rev. D 71, 033001 (2005); R. Mohapatra, S. Nasri and H.-B. Yu, hep-ph/0502026.
- [18] P. H. Frampton, S. L. Glashow and D. Marfatia, Phys. Lett. B 536, 79 (2002).
- [19] G. C. Branco, R. Gonzalez Felipe, F. R. Joaquim and T. Yanagida, Phys. Lett. B 562, 265 (2003).
- [20] D. Black, A. H. Fariborz, S. Nasri and J. Schechter, Phys. Rev. D 62, 073015 (2000); X.-G. He and A. Zee, Phys. Rev. D 68, 037302 (2003)
- [21] T. Endoh et al., Phys. Rev. Lett. 89, 231601 (2002); M. Rebelo, Phys. Rev. D 67, 013008 (2002).
- [22] D. N. Spergel et al., Astrophys. J. Suppl. 148, 175 (2003).

- [23] H. Paes and T. J. Weiler, Prepared for DARK 2002: 4th International Heidelberg Conference on Dark Matter in Astro and Particle Physics, Cape Town, South Africa, 4–9 Feb 2002
- [24] C. E. Aalseth et al., 16EX Collaboration, Phys. Rev. D 65, 092007 (2002).
- [25] H. V. Klapdor-Kleingrothaus et al. (GENIUS Collab.), arXiv: hep-ph/9910205; K. Wamba (EXO Collab.), arXiv: hep-ex/0210186; R. Harnik et al., (MOON Collab.), Berkeley 2001, Nuclear Physics in the 21st Century* 959–963; C. E. Aalseth et al., (MAJORANA Collab.), arXiv: hep-ex/0201021; C. Amaldi et al. [CUORE Collaboration], Nucl. Instrum. Meth. A 518, 775 (2004).
- [26] A. Osipowicz et al., (KATRIN Collab.), arXiv: hep-ex/0101091.
- [27] Z.-Z. Xing, Phys. Rev. D 68, 053002 (2003).
- [28] A. Zee, Phys. Lett. B 93, 389 (1980); B 161, 141 (1985); L. Wolfenstein, Nucl. Phys. B 175, 93 (1980).
- [29] X. G. He, Eur. Phys. J. C 34, 371 (2004); Y. Koide, Phys. Rev. D 64, 077301 (2001); P. Frampton, M. Oh and T. Yoshikawa, Phys. Rev. D 65, 073014 (2002).
- [30] V. Barger et al., Phys. Lett. B 566, 8 (2003).
- [31] A. Sakharov, JETP Lett. 5, 24 (1967).
- [32] V. A. Kuzmin, V. A. Rubakov and M. E. Shaposhnikov, Phys. Lett. B 155, 36 (1985).
- [33] J. Harvey and M. Tumer, Phys. Rev. D 42, 3344 (1990).

Bi-Large Neutrino Mixing See-Saw Mass Matrix with Texture Zeros and Leptogenesis

¹Wei Chao, ^{1,2}Xiao-Gang He^y, and ¹Xue-Qian Li^z

¹ Department of Physics, Nankai University, Tianjin

²NCTS/TPE, Department of Physics,

National Taiwan University, Taipei

(Dated: January 26, 2020)

Abstract

We study constraints on neutrino properties from texture zeros in bi-large mixing See-Saw mass matrix and also from leptogenesis. Texture zeros may occur in the light (class a)) or in the heavy (class b)) neutrino mass matrices. Each of these two classes has 5 different forms which can produce non-trivial three generation mixing with at least one texture zero. We find that two types of texture zero mass matrices in both class a) and class b) can be consistent with present data on neutrino masses, mixing and produce the observed baryon asymmetry of the universe. None of the neutrinos can have zero masses with the lightest of the light neutrinos having a mass larger than about 0.039 eV for class a) and 0.002 eV for class b). In these models although CKM CP violating phase vanishes, non-zero Majorana phases, however, can exist and play an important role in producing the observed baryon asymmetry in our universe through leptogenesis mechanism. The requirement of producing the observed baryon asymmetry can further distinguish different models and also restrict the See-Saw scale to be in the range $10^{12} - 10^{15}$ GeV.

¹ chaowei@mail.nankai.edu.cn

^y hexg@phys.ntu.edu.tw

^z lixq@nankai.edu.cn

I. INTRODUCTION

There are abundant experimental data showing that neutrinos have small but non-zero masses and also mix with each other [1, 2, 3, 4, 5, 6, 7]. One of the most interesting mechanisms of naturally generating small neutrino masses is the See-Saw mechanism [8]. This mechanism requires the introduction of right-handed neutrinos ν_R into the theory. At a phenomenological level, the See-Saw neutrino mass matrix, in the left-handed neutrino ν_L and the charge conjugated right-handed neutrino $\bar{\nu}_R^c$ basis $(\nu_L; \bar{\nu}_R^c)$ with the charged lepton mass matrix already diagonalized, can be written as

$$M = \begin{pmatrix} 0 & 1 \\ B & 0 \\ C & M_D \\ M_D^T & M_R \end{pmatrix} \begin{pmatrix} \nu_L \\ \bar{\nu}_R^c \end{pmatrix}; \quad (1)$$

where $M_D = v Y$ is the Dirac neutrino mass term which can be generated through the Yukawa couplings of a Higgs doublet H to the left- and right-handed neutrinos, $(Y \nu)_L$ with v being the vacuum expectation value of H . M_R is from the Majorana mass term $(\bar{\nu}_R^c)^2 M_R$.

With three generations of left- and right-handed neutrinos, M_R is a 3×3 symmetric matrices, and M_D is a 3×3 arbitrary matrix. The elements in M_D can be the same order of the magnitude as the corresponding charge leptons, and the scale of M_R is a new scale characterizing possible new physics beyond SM which is expected to be much larger than the weak scale. To the leading order, the mass matrices M_h and M_l for the heavy and light neutrinos are given by

$$M_h = M_R; \quad M_l = M_D^T M_R^{-1} M_D = v^2 Y^T M_R^{-1} Y; \quad (2)$$

The light neutrino masses are suppressed compared with their charged lepton partners by a factor of $M_D = M_R$ resulting in very small neutrino masses compared with the masses of their corresponding charged leptons. The eigen-values and eigen-vectors of M_l are the light neutrino masses and mixing measured by low energy experiments. The mixing matrix is the unitary matrix U (the PMNS matrix [9]) which diagonalizes the mass matrix, and is defined, in the basis where the charged lepton is already diagonalized, by $D = U^T M_l U = \text{diag}(m_1; m_2; m_3)$ with the eigenvalues m_i to be larger or equal to zero. One can always decompose U into the product of a CKM matrix [10] like unitary matrix V and a phase

matrix $P = D \text{diag}(e^{i\phi_1}; e^{i\phi_2}; e^{i\phi_3})$, $U = VP$. The phase ϕ_i is the Majorana phase. It is sometimes convenient to write $\tilde{M} = V^T M V$. In this case the eigenvalues are in general complex which will be indicated by $m_i = m_i e^{i2\phi_i}$. The commonly used parametrization for V is given by [7]

$$V = \begin{pmatrix} 1 & 0 & 0 \\ 0 & c_{23} & s_{23} \\ 0 & s_{23} & c_{23} \end{pmatrix} \begin{pmatrix} 1 & 0 & 0 \\ 0 & 1 & 0 \\ s_{13}e^{-i\phi} & 0 & c_{13} \end{pmatrix} \begin{pmatrix} 1 & 0 & 0 \\ 0 & c_{12} & s_{12} \\ 0 & s_{12} & c_{12} \end{pmatrix}; \quad (3)$$

where $s_{ij} = \sin \theta_{ij}$ and $c_{ij} = \cos \theta_{ij}$. ϕ is the CKM CP violating phase.

If See-Saw mechanism is responsible for neutrino masses and mixing, the properties of the right-handed neutrinos play a very important role in determining the light neutrino properties. M_R not only provides a scale for new physics responsible for the mechanism to explain the smallness of neutrino masses, but also affects the low energy mixing, and vice versa. It may also provide important ingredients to explain the baryon asymmetry of our universe through lepton number violating decays of the heavy neutrino to light neutrinos and Higgs particles by the Yukawa coupling Y , the leptogenesis mechanism [11, 12, 13]. The CP violating Majorana phases ϕ_i can play an important role in explaining baryon asymmetry in the universe through leptogenesis mechanism which will be discussed later.

The present neutrino oscillation experimental data on neutrino masses and mixing angles from [1, 2, 3, 4, 5] solar, atmospheric, reactor neutrino oscillation experiments can be summarized as the following. The 3 allowed ranges for the mass-squared differences are constrained to be [6, 7]: $1.6 \times 10^{-3} \text{ eV}^2 \leq m_{\text{atm}}^2 = |m_{32}^2| = |m_{31}^2 - m_{21}^2| \leq 3.6 \times 10^{-3} \text{ eV}^2$, and $7.3 \times 10^{-5} \text{ eV}^2 \leq m_{\text{solar}}^2 = m_{21}^2 = m_2^2 - m_1^2 \leq 9.3 \times 10^{-5} \text{ eV}^2$, with the best fit values given by $m_{\text{atm}}^2 = 2.2 \times 10^{-3} \text{ eV}^2$, and $m_{\text{solar}}^2 = 8.2 \times 10^{-5} \text{ eV}^2$. The mixing angles are in the ranges of $0.28 \leq \tan^2 \theta_{12} \leq 0.60$ (best fit value 0.39), $0.5 \leq \tan^2 \theta_{23} \leq 2.1$ (best fit value 1.0), and $\sin^2 \theta_{13} \leq 0.041$.

There are many theoretical studies of neutrino masses and mixing [14]. The mixing matrix can be nicely represented by the so called bi-large mixing matrix. By an appropriate choice of sign and phase conventions, the bi-large mixing matrix can be written as

$$V = \begin{pmatrix} c_{12} & s_{12} & 0 \\ -s_{12}c_{23} & c_{12}c_{23} & s_{12}s_{23} \\ s_{12}s_{23} & -s_{12}c_{23} & c_{12}c_{23} \end{pmatrix} \begin{pmatrix} 1 & 0 & 0 \\ 0 & 1 & 0 \\ 0 & 0 & 1 \end{pmatrix} \begin{pmatrix} 1 & 0 & 0 \\ 0 & c_{12} & s_{12} \\ 0 & s_{12} & c_{12} \end{pmatrix}; \quad (4)$$

where $c = \cos$ and $s = \sin$ with $\tan = \tan_{12}$. In this form the eigen-masses m_i of the light neutrinos, in general, have non-zero Majorana phases ϕ_i .

This class of models has $V_{13} = 0$ which is allowed by present experimental data and can be tested by future experiments. Several experiments are planned to measure V_{13} with greater precisions[15]. Obviously should a non-zero value for V_{13} be measured, modifications for the model considered are needed. The bi-large mixing model can be taken as the lowest order approximation.

The bi-large mixing mass matrix is of the form [14, 16, 17]

$$M = \begin{pmatrix} 0 & 1 \\ M_{11} & M_{12} & M_{12} \\ M_{12} & M_{22} & M_{23} \\ M_{12} & M_{23} & M_{33} \end{pmatrix} \begin{pmatrix} C \\ C \\ C \\ A \end{pmatrix}$$

$$= \begin{pmatrix} 0 & 1 \\ (c^2 m_1 + s^2 m_2) & \frac{cs}{2}(m_1 + m_2) & \frac{cs}{2}(m_1 + m_2) \\ \frac{cs}{2}(m_1 + m_2) & \frac{1}{2}(s^2 m_1 + c^2 m_2 + m_3) & \frac{1}{2}(s^2 m_1 + c^2 m_2 - m_3) \\ \frac{cs}{2}(m_1 + m_2) & \frac{1}{2}(s^2 m_1 + c^2 m_2 - m_3) & \frac{1}{2}(s^2 m_1 + c^2 m_2 + m_3) \end{pmatrix} \begin{pmatrix} C \\ C \\ C \\ A \end{pmatrix} : \quad (5)$$

The above mass matrix produces bi-large mixing matrix, but the neutrino masses cannot be completely fixed using the two mass different m_{sol}^2 and m_{atm}^2 measurements even one knows all information about the mixing matrix. Additional inputs are needed to further constrain or to determine the parameters in the neutrino mass matrix [14, 16, 18, 19, 20]. Several proposals have been made to reduce the parameters, such as texture zero [18], determinant zero requirement [19], and traceless requirement [20] for the mass matrix. In this paper we impose texture zeros on bi-large mixing mass matrix to constrain neutrino masses and Majorana phases and also study the implications for leptogenesis.

To study leptogenesis, one needs further information on the heavy neutrino mass matrix. Since $M = M_D M_R^{-1} M_D^T$, if M_D is known one can obtain the form of M_R at higher energy. If M_D is proportional to a unit matrix, M_R will also have a similar form as the one given in eq.(5), and the associated mixing matrix $V_R P_R$ is equal to $V P$ in the basis where all eigen-masses are real positive, and the heavy neutrino eigen-masses are proportional to $1/m_i$. M and M_R are trivially related. We will show later that in this case the Majorana phases will play no role in leptogenesis. We therefore consider a simple, but non-trivial relation between M and M_R with $M_D = v Y = v b \text{diag}(\sqrt{2}; 1; 1)$. With this form for M_D , M_R also has the

bi-large mixing mass matrix form, but with $V_R P_R$ not equal to $V P$. With these forms for M and M_R , there is no CKM CP violating phase in the charged current with W boson. The Majorana phases can, however, play a non-trivial role in leptogenesis[17, 21] and will be studied in more detail later. The heavy neutrino mass matrix can be expressed as

$$M_R = v^2 b^2 \begin{pmatrix} 0 & \frac{c^2}{m_1} + \frac{s^2}{m_2} & \frac{cs}{2} \left(\frac{1}{m_1} + \frac{1}{m_2} \right) & \frac{cs}{2} \left(\frac{1}{m_1} + \frac{1}{m_2} \right) \\ \frac{cs}{2} \left(\frac{1}{m_1} + \frac{1}{m_2} \right) & \frac{1}{2} \left(\frac{s^2}{m_1} + \frac{c^2}{m_2} + \frac{1}{m_3} \right) & \frac{1}{2} \left(\frac{s^2}{m_1} + \frac{c^2}{m_2} - \frac{1}{m_3} \right) \\ \frac{cs}{2} \left(\frac{1}{m_1} + \frac{1}{m_2} \right) & \frac{1}{2} \left(\frac{s^2}{m_1} + \frac{c^2}{m_2} - \frac{1}{m_3} \right) & \frac{1}{2} \left(\frac{s^2}{m_1} + \frac{c^2}{m_2} + \frac{1}{m_3} \right) \end{pmatrix} : \quad (6)$$

We note that none of the neutrino masses can be zero.

II. BI-LARGE NEUTRINO MIXING MASS MATRIX WITH TEXTURE ZEROS

There are two different ways the texture zeros can be imposed: a) The texture zeros are imposed on the light neutrino mass matrix M ; And b) The texture zeros are imposed on the heavy neutrino mass matrix M_R . There are five different cases for class a) and class b) types of models which give non-trivial three generation mixing.

For class a) the five cases indicated by M_{Li} are

$$\begin{aligned} M_{L1} &= \begin{pmatrix} 0 & M_{12} & M_{12} \\ M_{12} & M_{22} & M_{23} \\ M_{12} & M_{23} & M_{22} \end{pmatrix} ; M_{L2} = \begin{pmatrix} 0 & M_{12} & M_{12} \\ M_{12} & 0 & M_{23} \\ M_{12} & M_{23} & 0 \end{pmatrix} ; M_{L3} = \begin{pmatrix} 0 & M_{12} & M_{12} \\ M_{12} & M_{22} & 0 \\ M_{12} & 0 & M_{22} \end{pmatrix} ; \\ M_{L4} &= \begin{pmatrix} 0 & M_{11} & M_{12} & M_{12} \\ M_{12} & M_{22} & 0 \\ M_{12} & 0 & M_{22} \end{pmatrix} ; M_{L5} = \begin{pmatrix} 0 & M_{11} & M_{12} & M_{12} \\ M_{12} & 0 & M_{23} \\ M_{12} & M_{23} & 0 \end{pmatrix} : \end{aligned} \quad (7)$$

For class b) the five cases have the same forms as above. We indicate them and their matrix elements by M_{Ri} and M_{ij}^h , respectively.

It is interesting to study if these mass matrices, $(L1, L2, L3, L4, L5)$ and $(R1, R2, R3, R4, R5)$, can be obtained from particle physics models. There have been some successes[14, 16, 17]. Here we will concentrate on their phenomenological implications.

Before discussing the above mass matrices in detail, we make some comments on the neutrino masses. There are three light neutrino masses, and there are two observable mass differences m_{sol}^2 and m_{atm}^2 from neutrino oscillation. If one of the neutrino masses, or

a combination of them, is known, the rest of the masses can be determined in terms of $m_{21,32}^2$. We express m_2 and m_3 as a function of m_1 as,

$$m_2 = \sqrt{m_1^2 + m_{21}^2}; m_3 = \sqrt{m_1^2 + m_{21}^2 + m_{32}^2}; \quad (8)$$

There are additional constraints on the neutrino masses. One of them comes from WMAP data which limits $m_{\text{sum}} = m_1 + m_2 + m_3$ to be less than [22] < 0.71 eV at the 95% C.L.. In the future cosmological data can improve the sensitivity and reach 0.03 eV [23]. There are another two constraints, the effective mass for neutrinoless double beta decays, $m_{ee} = |M_{11}|$, and the effective mass for tritium beta decay, $hm_i = (\mathcal{N}_{11}^2 m_1^2 + \mathcal{N}_{12}^2 m_2^2 + \mathcal{N}_{13}^2 m_3^2)^{1/2}$. The current experimental upper bounds for m_{ee} and hm_i are 1.35 eV [24] and 3 eV [7], respectively. These bounds are less stringent than the WMAP constraint. However, in the future, the sensitivities for m_{ee} and hm_i can reach 0.01 eV [25] and 0.12 eV [26], respectively, by laboratory experiments. These experiments can provide interesting constraints.

If there are additional constraints, such as texture zeros, it may be possible to determine the neutrino masses or relate the masses to the CP violating Majorana phases which are otherwise very difficult to measure.

A. Constraints From Texture Zeros In The Light Neutrino Mass Matrix

In this section we study the consequences of the above texture zeros in class a). For the case L1, we have

$$M_{11} = c^2 m_1 + s^2 m_2 = 0; \quad (9)$$

This is a special case studied in Ref.[27] by requiring $m_{ee} = 0$.

The phase of m_1 can be chosen to be zero which resulting in $m_2 = -m_1 = \tan^2$. Using this relation, the value of m_2 is determined by

$$m_2^2 = \frac{m_{\text{sol}}^2}{1 - \tan^4}; \quad (10)$$

The mass m_3 can be expressed as

$$\begin{aligned} \text{Normal hierarchy : } m_3^2 &= m_{\text{atm}}^2 + \frac{m_{\text{sol}}^2}{1 - \tan^4}; \\ \text{Reversed hierarchy : } m_3^2 &= m_{\text{atm}}^2 + \frac{m_{\text{sol}}^2}{1 - \tan^4}; \end{aligned} \quad (11)$$

The phase of m_3 is not determined from the above consideration. The reversed hierarchy is not a physical solution in this case because m_3^2 is minus numerically when constraints from data are imposed.

From eqs (9) and (10), we obtain the central value of m_1 for the normal hierarchy to be 0.0038 eV and the 3 σ lower bound to be 0.0025 eV. The sum of the masses m_{sum} is equal to 0.062 \pm 0.010 eV which satisfies the WMAP bound and can be probed by future cosmological data. The effective mass m_{ee} is identically equal to zero and $hm_i = 0.0062 \pm 0.0011$ eV which are safely within the current experimental bounds and is very difficult to be probed by near future experiments.

The case L2 is a special case of the minimal Zee mass matrix [28] and has been shown to be ruled out [29]. The cases L2 and L3 cannot be consistent with data can be easily understood from the simultaneous requirements $M_{11} = 0$, and $M_{22} = 0$ ($M_{23} = 0$). Because of this, one has $m_3 = s^2 m_1 + c^2 m_2$ and $c^2 m_1 + s^2 m_2 = 0$ which lead to

$$\frac{m_{\text{atm}}^2}{m_{\text{sol}}^2} = \frac{\tan^2(2 - \tan^2)}{1 - \tan^4}; \quad (12)$$

With $0.28 < \tan^2 < 0.6$, the above ratio is in the range 0.5 to 1.3 which is in conflict with data. This class of models is therefore ruled out.

We now discuss the case L4. The constraint from $M_{22} = m_1 s^2 e^{i2\theta_1} + m_2 c^2 e^{i2\theta_2} + m_3 e^{i2\theta_3} = 0$ implies that $m_1 s^2 + m_2 c^2 = m_3$. This implies that only reversed mass hierarchy, $m_2 > m_1 > m_3$, is allowed. We choose the convention where the phase $\theta_2 = 0$. We find that the Majorana phases $\theta_{1,3}$ are determined in masses and mixing angles as

$$\begin{aligned} \cos 2\theta_1 &= \frac{1}{2m_1 m_2 s^2 c^2} (m_3^2 - m_1^2 s^4 - m_2^2 c^4); \\ \cos 2\theta_3 &= \frac{1}{m_3} (m_1 s^2 \cos 2\theta_1 + m_2 c^2); \\ \sin 2\theta_3 &= \frac{1}{m_3} m_1 s^2 \sin 2\theta_1; \end{aligned} \quad (13)$$

There are two solutions, due to the undetermined sign of $\sin 2\theta_1 = \pm \frac{1}{\sqrt{1 - \cos^2 2\theta_1}}$, even with $\cos 2\theta_1$ fixed. They cannot be distinguished by oscillation and laboratory mass measurement experiments. If leptogenesis is responsible for the baryon asymmetry of our universe, we will show later that the two different solutions give different signs for the baryon asymmetry and the solution with positive $\sin 2\theta_1$ has to be chosen.

In Fig. 1 (a) and (b), we show $\cos 2\theta_1$ and $\cos 2\theta_3$, and $\sin 2\theta_1$ and $\sin 2\theta_3$, respectively, as functions of $\text{Log}(m_1)$ with the best fit values for m_{sol}^2 , m_{atm}^2 , and \tan^2 . We see that in

order to have physical solutions there is a minimal value for m_1 which is about 0.05 eV for the input parameters with central values. When errors in the input parameters are included, the lower bound can be reduced to 0.039 eV at 3 level. One can also express the masses as functions of the phase ρ_1 .

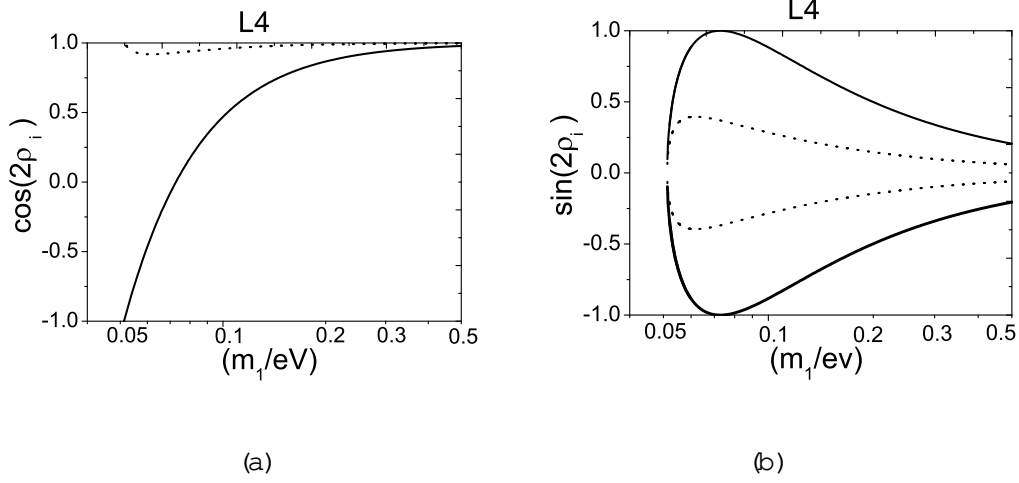


FIG. 1: $\cos 2\rho_1$ and $\cos 2\rho_3$ (Fig.1 (a)), and $\sin 2\rho_1$ and $\sin 2\rho_3$ (Fig.1 (b)), respectively, as functions of $\text{Log}(m_1)$ for the central values of m_{solar}^2 , m_{atm}^2 , and $\tan \beta$. Both solutions with $\text{sgn}(\sin 2\rho_1)$ are drawn. In (a) the solid line is for $\cos 2\rho_1$ and the dotted line is for $\cos 2\rho_3$, while in (b) the solid line is for $\sin 2\rho_1$ and the dotted line is for $\sin 2\rho_3$ respectively.

There is no upper bound for the neutrino masses from the above considerations. If one takes the WMAP constraint, m_1 is bounded to be less than 0.238 eV. This implies that $\cos 2\rho_1$ to be smaller than 0.906.

The effective masses $m_{ee} = |M_{11}| = (m_1^2 c^4 + m_2^2 s^4 + 2m_1 m_2 s^2 c^2 \cos 2\rho_1)^{1/2}$ and $hm_i = (c^2 m_1^2 + s^2 m_2^2)^{1/2}$ are constrained. Compared with current experimental upper bounds for $m_{ee} < 1.35$ eV and $hm_i < 3$ eV, we get the upper bound for m_1 to be 0.95 eV which is above the WMAP bound. The lower bound for m_{ee} and hm_i may be calculated too. They are, at 3 level, 0.0217 eV and 0.0392 eV respectively. The lower bound on m_{ee} can be probed by future neutrinoless double beta decays.

The constraints on L5 can be obtained by replacing m_3 by $-m_3$ in eq. (13). The net result is to change the signs of $\cos 2\rho_3$ and $\sin 2\rho_3$. Leptogenesis will select the solution with $\sin 2\rho_1$ to be positive again.

B. Constraints From Texture Zeros In The Heavy Neutrino Mass Matrix

We now discuss the situation for the cases in class b). The cases R1, R2 and R3 all require $M_{11}^h = 0$, which implies

$$s^2 m_1 + c^2 m_2 = 0: \quad (14)$$

Since data requires that $s^2 < c^2$ and $m_2^2 > m_1^2$, it is not possible to satisfy the above equation. Cases R1, R2 and R3 are therefore ruled out by data.

A specific realization of R4 was discussed by Grimus and Lavoura in Ref.[16]. We choose the convention with $\theta_2 = 0$. In this case since $M_{23} = s^2 m_1 + c^2 m_2 - m_3 = 0$, when combined with $m_2 > m_1$ from data, one obtains $m_3 > m_1$. Since data show that $|m_{32}^2|$ is larger than $|m_{21}^2|$, only normal hierarchy neutrino mass pattern is allowed.

The condition $M_{23} = 0$ also leads to

$$\begin{aligned} \cos 2\theta_1 &= \frac{1}{2m_1 m_2 c^2 s^2} \left(\frac{m_2^2 m_1^2}{m_3^2} - m_2^2 s^4 - m_1^2 c^4 \right); \\ \cos 2\theta_3 &= \frac{m_3}{m_1 m_2} (m_2 s^2 \cos(2\theta_1) + m_1 c^2); \\ \sin 2\theta_3 &= \frac{m_3}{m_1} s^2 \sin(2\theta_1): \end{aligned} \quad (15)$$

Similar to the case for L4, there are two solutions due to the undetermined sign of $\sin 2\theta_1$. Neutrino oscillation and laboratory neutrino mass measurement experiments will not be able to decide which solution to take. However, leptogenesis will select the solution with positive $\sin 2\theta_3$.

In Fig. 2 (a), we show $\cos 2\theta_1$ and $\cos 2\theta_3$ as functions of m_1 with the best fit values for m_{sol}^2 , m_{atm}^2 , $\tan \theta$. In Fig. 2 (b) we show the two solutions for $\sin 2\theta_1$ and $\sin 2\theta_3$ as functions of $\text{Log}(m_1)$. There is a region, around $m_1 = 0.01$, not allowed. We see that there is a minimal value for m_1 which is about 0.003 eV. With errors in the input parameters, the low bound at 3 level is 0.002 eV. One can also express the masses as functions of the phase θ_1 .

Similar to the case L4, there is no upper bound for the neutrino masses for R4 from the above considerations. If one takes the WMAP constraint, $\cos 2\theta_1$ is bounded to be smaller than 0.905.

The effective masses $m_{ee} = |M_{11}| = m_1 m_2 - m_3$ and $hm_i = (c^2 m_1^2 + s^2 m_2^2)^{1/2}$ are constrained. Compared with current experiment upper bounds for $m_{ee} < 1.35$ eV and $hm_i < 3$

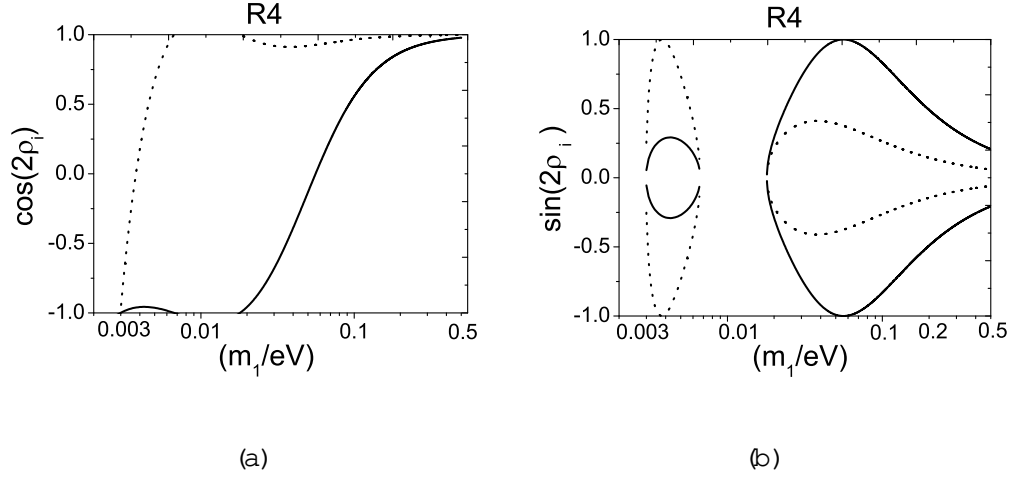


FIG. 2: $\cos 2 \rho_1$ and $\cos 2 \rho_3$ (Fig 2 (a)), and $\sin 2 \rho_1$ and $\sin 2 \rho_3$ (Fig 2 (b)), respectively, as functions of $\text{Log}(m_1)$ for the central values of m_{solar}^2 , m_{atm}^2 , and $\tan \theta$. Both solutions with $|\sin 2 \rho_1|$ are drawn. In (a) the solid line is for $\cos 2 \rho_1$ and the dotted line is for $\cos 2 \rho_3$, while in (b) the solid line is for $\sin 2 \rho_1$ and the dotted line is for $\sin 2 \rho_3$ respectively.

eV, we get the upper bound for m_1 to be 1.35 eV which is again above the WMAP bound. The lower bound at 3σ for m_{ee} and $m_{\mu\mu}$ are 3.8×10^{-4} eV and 4.7×10^{-3} eV respectively.

Again the constraints for case R5 can be obtained by simply changing m_3 to m_3 .

III. HEAVY NEUTRINO MASSES AND MIXING MATRIX

In our previous discussions we have concentrated only on the light neutrino masses, mixing and phases. We have seen that the mass matrix is completely specified by experimental measurable quantities. In fact once the light neutrino mass matrix is known, the right-handed neutrino mass matrix is almost specified as can be seen from eq.(6).

There are three new parameters v , b and θ in M_R . In the cases considered here, only the combination $v b$ appears in the calculations. We will normalize v to have the SM values of 174 GeV and let b be a free parameter. It is interesting to note that if one knows θ , all information on the mixing matrix U_R is known, and also the ratios of the heavy neutrino masses M_i/M_j are known once the light neutrino masses and mixing angles are fixed.

In the limit $\theta = 1$, $U_R = U$ and $M_i = v^2 b^2 = m_i$. When θ is not equal to 1, the situation is more complicated. But from eq. (6) it is clear that the unitary matrix U_R which diagonalizes

M_R still has the bi-large mixing form. When θ is close to one, the heavy neutrino mass hierarchies are $M_3 > M_1 > M_2$ and $M_1 > M_2 > M_3$ for the reversed and normal light neutrino hierarchies, respectively. When θ deviates from one, the mass hierarchy pattern will change and U_R is non-trivially related to U . But M_3 is always equal to $v^2 b^2 = m_3$.

In Fig.3, we show the heavy neutrino masses as functions of θ for several fixed values of m_1 for illustration. For case L1, we use the central value 0.0038 eV, and for L4 and R4 we use two typical values 0.055 eV and 0.1 eV. The cases L4 and L5 have the same eigen-masses, and R4 and R5 also have the same eigen-masses. From Fig.3 we can clearly see that the mass hierarchy changes with θ .

The mixing matrix U_R is more complicated. It has the general form

$$U_R = \begin{pmatrix} 0 & 1 & 0 \\ e^{i_1} & 0 & 0 \\ 0 & e^{i_2} & 0 \\ 0 & 0 & e^{i_3} \end{pmatrix} \begin{pmatrix} 1 & 0 \\ c^0 & s^0 \\ \frac{s^0}{2} & \frac{c^0}{2} \\ \frac{s^0}{2} & \frac{c^0}{2} \end{pmatrix} \begin{pmatrix} 1 & 0 \\ 0 & 1 \\ \frac{1}{2} & \frac{1}{2} \\ \frac{1}{2} & \frac{1}{2} \end{pmatrix} \begin{pmatrix} 1 & 0 & 0 \\ 0 & e^{i_2} & 0 \\ 0 & 0 & e^{i_3} \end{pmatrix} : \quad (16)$$

In the following we give, as examples, U_R for the cases L1, L4 and R4. In the case L1 with $m_1 = 0.0038$ eV,

$$U_R = \begin{pmatrix} 0 & 1 \\ 0.7175 & 0.6965 \\ 0.4925 & 0.5074 \\ 0.4925 & 0.5074 \end{pmatrix} \begin{pmatrix} 1 \\ 0 \\ 0 \\ 0 \end{pmatrix} : \quad (17)$$

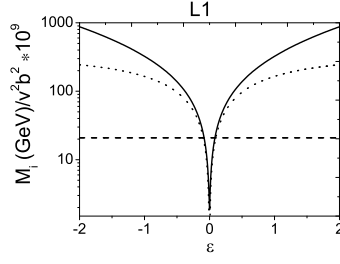
For cases L4 and R4, in the basis where all eigen-masses are real and positive, we write U_R for two typical values of m_1 , 0.055 eV and 0.1 eV. We have

For case L4 with $m_1 = 0.055$ eV,

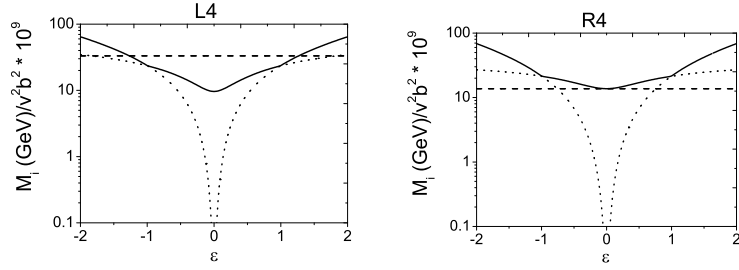
$$U_R = \begin{pmatrix} 0 & 1 \\ 0.2946 + 0.1841 i & 0.4986 + 0.7942 i \\ 0.6516 & 0.1225 i \\ 0.6516 & 0.1225 i \end{pmatrix} \begin{pmatrix} 1 \\ 0 \\ 0.6941 + 0.1351 i \\ 0.6941 + 0.1351 i \end{pmatrix} ; \quad (18)$$

and with $m_1 = 0.1$ eV,

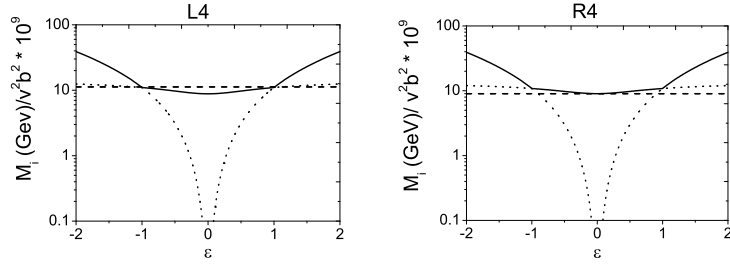
$$U_R = \begin{pmatrix} 0 & 1 \\ 0.0532 + 0.1285 i & 0.9162 + 0.3760 i \\ 0.6929 & 0.1012 i \\ 0.6929 & 0.1012 i \end{pmatrix} \begin{pmatrix} 1 \\ 0 \\ 0.6996 + 0.1029 i \\ 0.6996 + 0.1029 i \end{pmatrix} : \quad (19)$$



(a)



(b)



(c)

FIG .3: $M_1(\text{GeV})/v^2 b^2$ for cases L1, L4 and R4 as functions of ϵ . For L1, m_1 is equal to 0.0038 eV ((a)) (determined from the central values of the mixing angles). For L4 and R4, m_1 is not fixed by the mixing angles. We draw figures for $m_1 = 0.055$ eV ((b)) and $m_1 = 0.1$ eV ((c)) for illustrations. The solid, dotted and dashed lines are for M_1, M_2 and M_3 , respectively.

For case R4 with $m_1 = 0.055$ eV ,

$$U_R = \begin{pmatrix} 0 & & & & & 1 \\ 0.1202 + 0.1778 i & 0.8122 + 0.5424 i & & & & 0 \\ 0.6777 & 0.1332 i & 0.0284 & 0.1491 i & 0.6938 + 0.1364 i & 0 \\ 0.6777 & 0.1332 i & 0.0284 & 0.1491 i & 0.6938 & 0.1364 i \end{pmatrix} \begin{pmatrix} C \\ C \\ C \\ C \\ C \\ A \end{pmatrix}; \quad (20)$$

and with $m_1 = 0.1 \text{ eV}$,

$$U_R = \begin{pmatrix} 0 & & & & & 1 \\ 0.0431 + 0.1172 i & 0.9324 + 0.3393 i & & & & 0 \\ 0.6954 & 0.0931 i & 0.0114 & 0.0875 i & 0.7009 + 0.0938 i & 0 \\ 0.6954 & 0.0931 i & 0.0114 & 0.0875 i & 0.7009 & 0.0938 i \end{pmatrix} \begin{pmatrix} C \\ C \\ C \\ C \\ C \\ A \end{pmatrix}; \quad (21)$$

IV . L E P T O G E N E S I S

We now discuss implications of leptogenesis for the class of mass matrices discussed in the previous sections.

The baryon number asymmetry problem, why our universe is dominated by matter, is one of the most outstanding problems in modern physics. This problem is related to the ratio $\eta_B = n_B/n$. Here n_B is the baryon number density and n is the photon number density. If the universe contains equal matter and antimatter initially with baryon number conserved, the expected ratio for η_B is about 10^{-20} . Observations from Big-Bang Nucleosynthesis (BBN) and Cosmic Microwave Background (CMB) radiation determine η_B to be $[7, 22, 30] 6.5^{+0.4}_{-0.3} \cdot 10^{-10}$. There is a huge difference between the expected and the observed values. Sakharov showed that if there are [31]: 1) baryon number violation, 2) C and CP violation, and 3) non-thermal equilibrium conditions when 1) and 2) are in effect, it is possible to create a matter dominated universe from a symmetric one in the early epoch of the universe.

In the Standard Model due to $SU(2)_L$ anomaly, there are baryon number violating interactions. This interaction becomes strong at high temperatures [32]. This interaction violates $B + L$, but conserves $B - L$. Fukugita and Yanagida [11] noticed that if in the early universe there was lepton number asymmetry, this interaction can transfer lepton number asymmetry a_i produced by heavy neutrino decays, for example, to baryon number asymmetry.

The surviving baryon asymmetry from lepton number asymmetry due to the i th heavy neutrino is given by [11, 33]

$$\eta_B = \frac{s}{n_0} \frac{1}{i!} \frac{a_{i-1}}{g_1}; \quad (22)$$

where $s = (2^2 - 45)g_0 T^3/j$ and $n = (2^2 - 2)(3)T^3/j$ are the entropy and photon densities of the present universe with $g_0 = 43/11$ being the effective relativistic degrees of freedom. The parameter β is calculated to be [33] $\beta = (8N_F + 4N_H)/(22N_F + 13N_H)$ depending on the number of $SU(2)_L$ doublet Higgs scalars N_H and fermions N_F . g_1 is the effective relativistic degrees of freedom at the temperature where the lepton number asymmetry a_1 is generated from the i th heavy neutrino decay. For the lightest heavy neutrino decay contribution, $g_1 = (28 + (7-8) \cdot 90)_{SM} + 4(N_H - 1) + 2(7-8)$ is of order 100. Here the last term comes from the lightest heavy Majorana neutrino which produces the lepton number asymmetry. The number N_H depends on the details of the specific model. We have checked the sensitivity of β on N_H and find that there is only about a 10% reduction for N_H varying from 1 to 5. We will assume that there is just one Higgs doublet in our numerical calculations. k_1 is a dilute factor which depends on the ratio of heavy Majorana neutrino decay rate and the Hubble parameter at the time of heavy neutrino decay, $K_1 = \Gamma_1/H_1$ with $\Gamma_1 = (\hat{Y}^\dagger \hat{Y})_{11} M_1/8$ and $H_1 = 1.166 \sqrt{g_1} M_1^2/M_{Planck}$. Here $\hat{Y} = V_R^T Y$ is the Yukawa coupling in the basis where M_R is diagonalized.

The heavy neutrino mass is of order $M_1 \sim (v^2/m_3)(\hat{Y}^\dagger \hat{Y})_{11}$, one would obtain $\Gamma_1/H_1 \sim 10^4 (m_3/eV)(100 \text{ GeV}/v)^2$. For m_3 within the allowed lower bound discussed earlier and upper bound from WMAP, the factor K_1 is within the range of 10^{-10} to 10^6 . In this range the dilute factor k_1 is approximated by [13] $k_1 \sim 0.3 = K_1 (\ln K_1)^{3=5}$. In our numerical calculations we will use this approximate form.

We now study a_i in the models considered. The lepton number asymmetry a_i generated by the i th heavy neutrino is given by [11, 12]

$$a_i = \frac{1}{8} \frac{1}{(\hat{Y}^\dagger \hat{Y})_{ii}} \sum_j \text{Im} f(\frac{\hat{Y}^\dagger \hat{Y}_{ij}^2}{(\hat{Y}^\dagger \hat{Y})_{ii}}) \frac{M_j^2}{M_i^2}; \quad (23)$$

where

$$f(x) = \frac{1}{x} \left(\frac{2}{x-1} + \ln \frac{1+x}{x} \right); \quad (24)$$

Applying the above equation to the models discussed in the previous section, we obtain the lepton number asymmetries due to heavy neutrino decays to be

$$a_i = \frac{1}{8} b^2 (2 - 1)^2 \sum_j \text{Im} (U_{R1i} U_{R1j})^2 \frac{f(M_j^2/M_i^2)}{1 + (2 - 1) \sum_j |U_{R1j}|^2};$$

$$a_1 = \frac{1}{8} b^2 (2 - 1)^2 \text{Im} (U_{R11} U_{R12})^2 \frac{f(M_2^2/M_1^2)}{1 + (2 - 1) \sum_j |U_{R1j}|^2};$$

$$\begin{aligned}
a_2 &= \frac{1}{8}b^2(\theta^2 - 1)^2 \text{Im}(U_{R12}U_{R11})^2 \frac{f(M_1^2 - M_2^2)}{1 + (\theta^2 - 1)\text{Im}(U_{R12})^2}; \\
a_3 &= 0;
\end{aligned} \tag{25}$$

with $\text{Im}(U_{R11}U_{R12})^2 = c^2 s^2 \sin(2\theta)$. In the above we have used the fact that $U_{R13} = 0$. Note that for $\theta = 1$, no lepton number asymmetry can be generated.

From eq.(22) we see that only solutions which generate negative a_1 can be candidate producing the right sign for baryon asymmetry. This criterion selects out solutions obtained in Section II which are not able to be distinguished by low energy experimental data.

Several studies of leptogenesis with bi-large neutrino mixing matrix have been carried out [17]. Here we follow similar strategy to systematically study the models discussed earlier. To demonstrate that the See-Saw model discussed here can indeed explain the observed baryon number asymmetry, in the following we consider a simple case with large hierarchical structure for the heavy Majorana neutrino mass. In this case the dominant contribution to the surviving baryon asymmetry is from the lightest heavy neutrino decay. The heavy neutrino with mass of M_3 does not produce a non-zero asymmetry, it cannot be the lightest heavy neutrino since it will washout baryon asymmetries produced by the other two heavier ones in our case. One needs to work in the parameter space where M_3 is not the smallest. Large θ tends to make $M_{1,2}$ bigger, while does not affect M_3 as can be seen from Fig. 3. Therefore leptogenesis favors small θ . Numerically we find that with θ less than around 0.5 the lightest heavy neutrino mass is M_2 and the mass squared to be at least 10 times smaller than the heavy neutrino of mass M_3 as can be seen from Fig.3. In this range, the washout effect of the CP conserving decay of the heavy neutrino of mass M_3 would be small. We will present our results for the baryon asymmetry produced by the lightest heavy neutrino with satisfying the condition that the lightest heavy neutrino mass squared is at least 10 times smaller than the next lightest heavy neutrino mass squared

For the case L1 $U_{R11}U_{R12}$ is real. This leads to zero lepton asymmetry a_1 . This type of models cannot explain the baryon number asymmetry in the universe.

In Figs.4 and 5, we show η_B as functions of b and θ for $m_1 = 0.055$ eV and 0.1 eV for the cases L4 and R4. Only the cases with negative a_1 which produces the right sign for the observed baryon number asymmetry are shown. There are two solutions with different signs for $\sin 2\theta_1$ in the case of L4 which satisfies neutrino mass and oscillation experimental constraints as discussed in section II. If the model is required to produce the baryon number

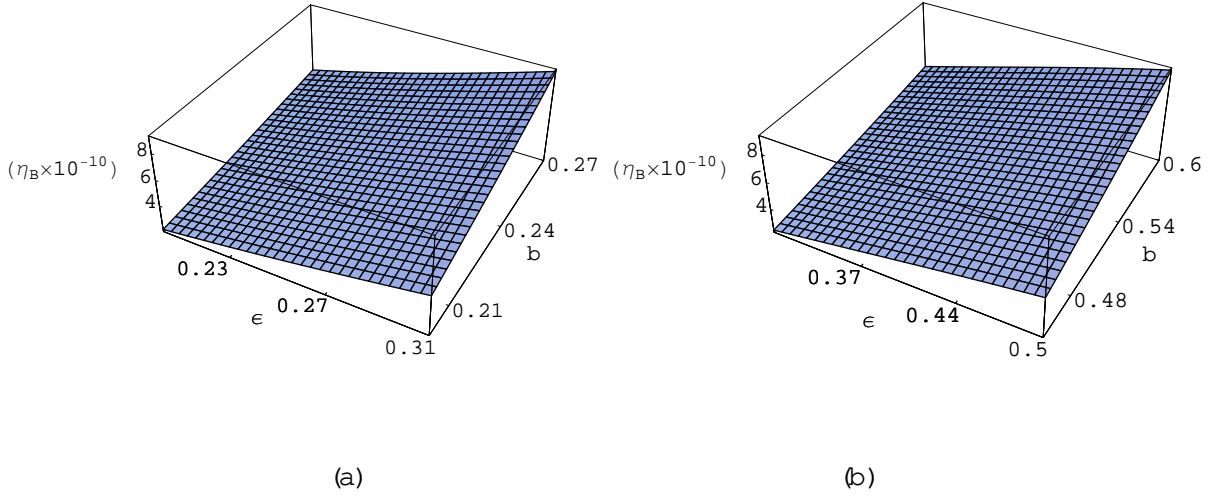


FIG . 4: The allowed ranges for ϵ and b for case L4 with η_B in the range of 4×10^{-10} to 8×10^{-10} , with (a) $m_1 = 0.055$ eV and (b) $m_1 = 0.1$ eV .

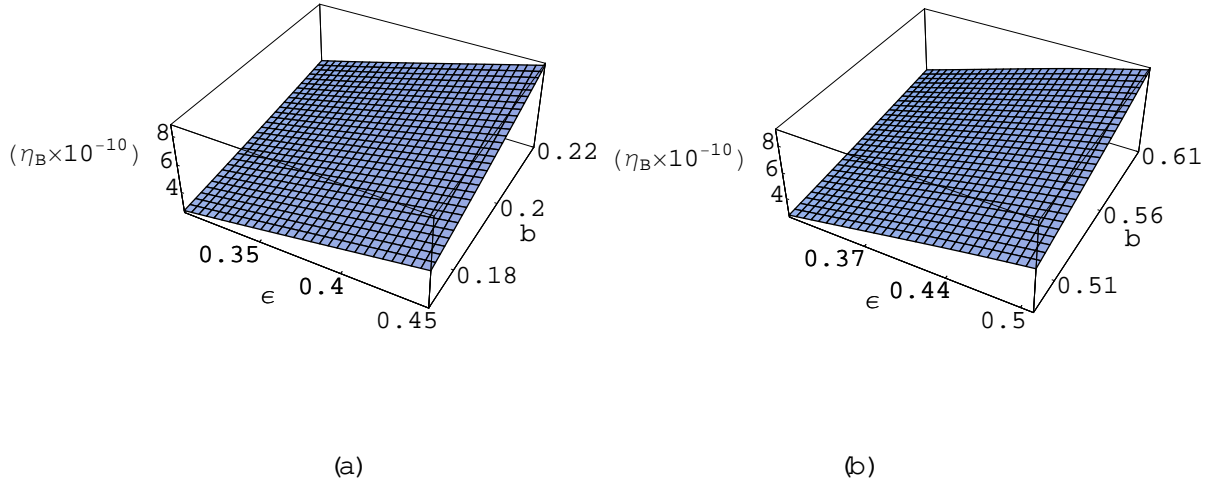


FIG . 5: The allowed ranges for ϵ and b for case R4 with η_B in the range of 4×10^{-10} to 8×10^{-10} , with (a) $m_1 = 0.055$ eV and (b) $m_1 = 0.1$ eV .

asymmetry, we find that only the solution with the positive $\sin 2\beta_3$ is allowed. Similar situation happens for the case of R4, $\sin 2\beta_1$ to be positive has to be chosen. For the cases L5 and R5, the solutions with positive $\sin 2\beta_3$ have to be chosen.

We see from Figs. 4 and 5 that the observed baryon number asymmetry can be produced

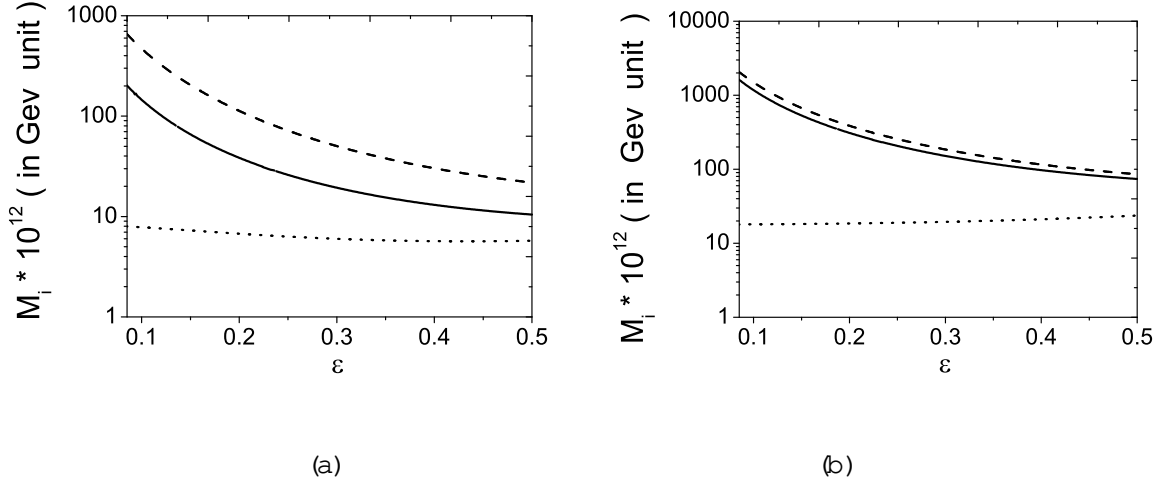


FIG .6: M_i for case L4 as functions of ϵ with (a) $m_1 = 0.055$ eV and (b) $m_1 = 0.1$ eV .The solid, dotted and dashed lines are for M_1, M_2 and M_3 respectively.

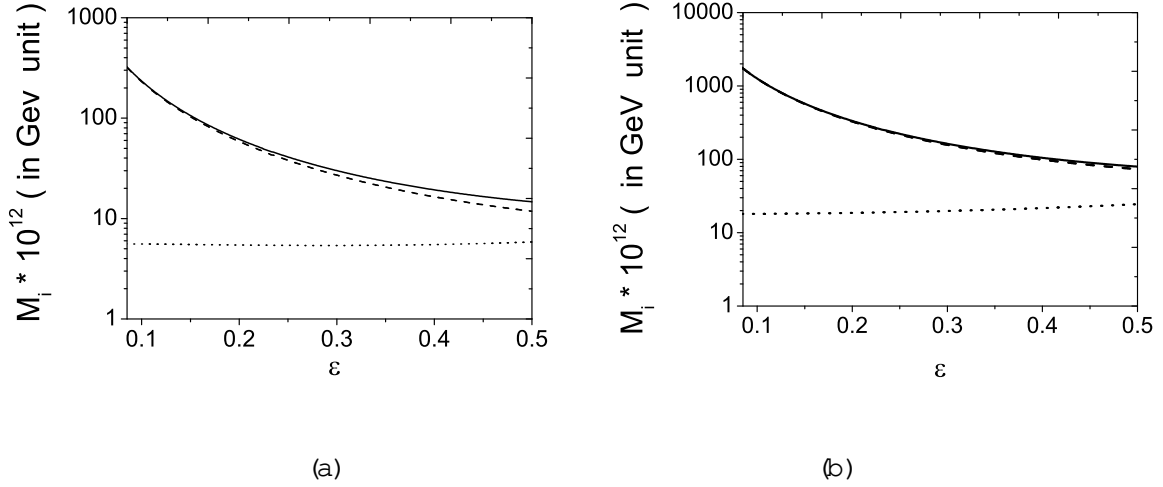


FIG .7: M_i for case R4 as functions of ϵ with (a) $m_1 = 0.055$ eV and (b) $m_1 = 0.1$ eV .The solid, dotted and dashed lines are for M_1, M_2 and M_3 respectively.

in the models considered here. We also see that the requirement of generating the correct baryon number asymmetry, the parameters ϵ and b are constrained. One can use this fact to obtain the allowed mass ranges for the heavy neutrino masses M_i . In Figs. 6 and 7 we show M_i as functions of ϵ for the central value of b . These masses represent possible new physics scale and are constrained to be in the range of $10^{12} - 10^{15}$ GeV .

V . C O N C L U S I O N S

In this paper we have studied constraints from texture zeros in bi-large mixing See-Saw neutrino mass matrices and also from leptogenesis. We have systematically investigated two classes of models with one of them (class a)) to have the texture zeros imposed on the light neutrino mass matrix, and another (class b)) to have the texture zeros imposed on the heavy neutrino mass matrices.

Assuming a simple form proportional to $\text{Diag}(1;1;1)$ for the Dirac mass matrix which relates the left- and right-handed neutrinos, both light and heavy neutrinos can simultaneously have the bi-large mixing matrix form. Both classes a) and b) of mass matrices can have 5 different forms which produce non-trivial three generation mixing. We find that only three (L1, L4, L5) in class a) and two (R4, R5) in class b), respectively, can be consistent with present data on neutrino masses and mixing constraints. In all the models none of the neutrino masses can be zero. Using present data, the lightest neutrino is bounded to be heavier than, 0.0025 eV, 0.039 eV and 0.002 eV for L1, L4 and L5, and, R4 and R5, respectively. Future experiments can provide further tests and even rule out some of the models.

Because $V_{13} = 0$, there is no CKM type of CP violating phase in the light neutrino mixing matrix. No CP violating effects can be observed in neutrino oscillation experiments. However, there can be non-trivial Majorana phases. These phases can play an important role in explaining the observed baryon number asymmetry in our universe. We have shown that in the models considered there are parameter spaces where the observed baryon number asymmetry can indeed be generated through the leptogenesis mechanism. It is interesting to note that the requirement of producing the observed baryon number asymmetry rules out several models which are, otherwise, impossible to achieve by Laboratory experiments. This requirement also provides a condition to fix the allowed scale for the heavy neutrinos. We find that the masses are in the range of $10^{12} - 10^{15}$ GeV.

In the models we considered V_{13} is zero which is allowed by present experimental data and can be tested by future experiments. Several experiments are planned to measure V_{13} with greater precision [15]. Obviously should a non-zero value for V_{13} be measured, modifications for the model considered are needed. However, the models considered can be taken as the lowest order approximations. How to obtain such mass matrices deserves more future

theoretical studies.

Acknowledgments

This work was supported in part by grants from NNSFC and NSC. XGH thanks the College of Physics at Nankai University for hospitality where part of the work was carried out.

-
- [1] Q.R. Ahmad et al., (SNO Collaboration), *Phys. Rev. Lett.* 89, 011301 (2002); *Phys. Rev. Lett.* 89, 011302 (2002); S. Fukuda et al., (Super-Kamiokande Collaboration), *Phys. Lett. B* 539, 179 (2002); B.T. Cleveland et al., *Astrophys. J.* 496, 505 (1998); R. Davis, *Prog. Part. Nucl. Nucl. Phys.* 32, 13 (1994); D.N. Abdurashitov et al., (SAGE Collaboration), *Phys. Rev. D* 60, 055801 (1999); arXiv: astro-ph/0204245; W. Hampel et al., (GALLIE Collaboration), *Phys. Lett. B* 447, 127 (1999); C. Cattadori, (GNO Collaboration), *Nucl. Phys. B* 111 (Proc. Suppl.), 311 (2002).
- [2] Y. Fukuda et al., (Kamiokande Collaboration), *Phys. Lett. B* 335, 237 (1994); R. Becker-Szendy et al., (IMB Collaboration), *Nucl. Phys. B* 38 (Proc. Suppl.), 331 (1995); W.W.M. Allison et al., (Soudan Collaboration) *Phys. Lett. B* 449, 137 (1999); M. Ambrosio et al., (MACRO Collaboration) *Phys. Lett. B* 434, 451 (1998); M. Soili, arXiv: hep-ex/0211030.
- [3] M. Apollonio et al., (CHOOZ Collaboration), *Phys. Lett.* 466, 415 (1999).
- [4] T. Araki et al. [KamLAND Collaboration], arXiv: hep-ex/0406035; K. Eguchi et al., (KamLAND Collaboration), *Phys. Rev. Lett.* 90, 021802 (2003).
- [5] M.H. Ahn et al., (K2K Collaboration), *Phys. Rev. Lett.* 90, 041801 (2003).
- [6] For recent reviews on data see for example: YiFang Wang, hep-ex/0411028; M.C. Gonzalez-Garcia, hep-ph/0410030.
- [7] Particle Data Group, *Phys. Lett. B* 592, 1 (2004).
- [8] P. Minkowski, *Phys. Lett. B* 67, 421 (1977); M. Gell-Mann, P. Ramond and R. Slansky in *Supergravity*, eds. D. Freedman and P. Van Nieuwenhuizen (North Holland, Amsterdam, 1979), p. 315; T. Yanagida in *Proceedings of the Workshop on Unified Theory and Baryon Number in the Universe*, eds. O. Sawada and A. Sugamoto (KEK, Tsukuba, Japan, 1979); S.L. Glashow,

- 1979 Cargese Lectures in Physics { Quarks and Leptons, eds. M. Levy et al. (Plenum, New York, 1980), p. 707; R. N. Mohapatra and G. Senjanovic, Phys. Rev. Lett. 44, 912 (1980).
- [9] B. Pontecorvo, Sov. Phys. JETP 6, 429 (1957); 7, 172 (1958); Z. Maki, M. Nakagawa and S. Sakata, Prog. Theor. Phys. 28, 870 (1962).
- [10] N. Cabibbo, Phys. Rev. Lett. 10, 531 (1963); M. Kobayashi and T. Maskawa, Prog. Theor. Phys. 49, 652 (1973).
- [11] M. Fukugita and T. Yanagida, Phys. Lett. B 174, 45 (1986).
- [12] G. Giudice et al., Nucl. Phys. B 686, 89 (2004); A. Pilaftsis and T. Underwood, Nucl. Phys. 692, 303 (2004); W. Buchmüller, P. Di Bari and M. Plumacher, Nucl. Phys. B 665, 445 (2003)
- [13] H. B. Nielsen and Y. Takanishi, Phys. Lett. B 507, 241 (2001).
- [14] For some recent reviews see: R. Mohapatra et al., hep-ph/0412099; A. Smirnov, Int. J. Mod. Phys. A 19, 1180 (2004); Z. Z. Xing, Int. J. Mod. Phys. A 19, 1 (2004); V. Barger, D. Marfatia and K. Whisnant, Int. J. Mod. Phys. E 12, 269 (2003); S. Pakvasa and J. Valle, Proc. Indian Sci. Acad. 70A, 189 (2004).
- [15] M. Goodman, hep-ph/0501206.
- [16] C. S. Lam Phys. Lett. B 507, 214 (2002); hep-ph/0503159; K. S. Babu, E. Ma and J. Valle, Phys. Lett. B 552, 207 (2003); E. Ma, Phys. Rev. D 66, 117301 (2002); X.-G. He and A. Zee, Phys. Lett. B 560, 87 (2003); C. Low and R. Volkas, Phys. Rev. D 68, 033007 (2003); W. Grimus and L. Lavoura, Phys. Lett. B 572, 189 (2003).
- [17] S. Kanemura et al., hep-ph/0411239; W. Grimus and L. Lavoura, J. Phys. G 30, 1073 (1994); M. Taninaka, Nucl. Phys. Proc. 137: 236 (2004); S.-H. Chang, S.-K. Kang, and K. Siyeon, Phys. Lett. B 597, 78 (2004); W. Rodejohann, Phys. Rev. D 70, 073010 (2004). R. Mohapatra and S. Nasri, Phys. Rev. D 71, 033001 (2005); R. Mohapatra, S. Nasri and H.-B. Yu, hep-ph/0502026.
- [18] P. H. Frampton, S. L. Glashow and D. Marfatia, Phys. Lett. B 536, 79 (2002).
- [19] G. C. Branco, R. Gonzalez Felipe, F. R. Joaquim and T. Yanagida, Phys. Lett. B 562, 265 (2003).
- [20] D. Black, A. H. Fariborz, S. Nasri and J. Schechter, Phys. Rev. D 62, 073015 (2000); X.-G. He and A. Zee, Phys. Rev. D 68, 037302 (2003)
- [21] T. Endoh et al., Phys. Rev. Lett. 89, 231601 (2002); M. Rebelo, Phys. Rev. D 67, 013008 (2002).
- [22] D. N. Spergel et al., Astrophys. J. Suppl. 148, 175 (2003).

- [23] H. Paes and T. J. Weiler, Prepared for DARK 2002: 4th International Heidelberg Conference on Dark Matter in Astro and Particle Physics, Cape Town, South Africa, 4–9 Feb 2002
- [24] C. E. Aalseth et al., 16EX Collaboration, Phys. Rev. D 65, 092007 (2002).
- [25] H. V. Klapdor-Kleingrothaus et al. (GENIUS Collab.), arXiv: hep-ph/9910205; K. Wamba (EXO Collab.), arXiv: hep-ex/0210186; R. Harnik et al., (MOON Collab.), Berkeley 2001, Nuclear Physics in the 21st Century* 959–963; C. E. Aalseth et al., (MAJORANA Collab.), arXiv: hep-ex/0201021; C. Amaldi et al. [CUORE Collaboration], Nucl. Instrum. Meth. A 518, 775 (2004).
- [26] A. Osipowicz et al., (KATRIN Collab.), arXiv: hep-ex/0101091.
- [27] Z.-Z. Xing, Phys. Rev. D 68, 053002 (2003).
- [28] A. Zee, Phys. Lett. B 93, 389 (1980); B 161, 141 (1985); L. Wolfenstein, Nucl. Phys. B 175, 93 (1980).
- [29] X. G. He, Eur. Phys. J. C 34, 371 (2004); Y. Koide, Phys. Rev. D 64, 077301 (2001); P. Frampton, M. Oh and T. Yoshikawa, Phys. Rev. D 65, 073014 (2002).
- [30] V. Barger et al., Phys. Lett. B 566, 8 (2003).
- [31] A. Sakharov, JETP Lett. 5, 24 (1967).
- [32] V. A. Kuzmin, V. A. Rubakov and M. E. Shaposhnikov, Phys. Lett. B 155, 36 (1985).
- [33] J. Harvey and M. Tumer, Phys. Rev. D 42, 3344 (1990).