

Spin $\frac{3}{2}$ Pentaquarks

W. Wei, P.-Z. Huang, H.-X. Chen

Department of Physics, Peking University, BEIJING 100871, CHINA

Shi-Lin Zhu

RCNP, Osaka University, Japan and

Department of Physics, Peking University, BEIJING 100871, CHINA

We investigate the possible existence of the spin $3/2$ pentaquark states using interpolating currents with $K-N$ color-octet structure in the framework of QCD finite energy sum rule (FESR). We pay special attention to the convergence of the operator product expansion.

PACS numbers: 12.39.Mk, 12.39.-x

Keywords: Pentaquark, QCD sum rule

I. INTRODUCTION

Since LEP S collaboration reported the Λ^+ pentaquark [1], many subsequent experiments claimed the confirmation of this exotic baryon with $S=+1$ while many other groups didn't observe it in their search. Experiments with both positive and negative results are reviewed in Refs. [2, 3]. At present, neither the existence nor the non-existence of Λ^+ is established, which can only be settled by the new high-statistical experiments.

If Λ^+ really exists, its low-lying mass, extremely narrow width and weird production mechanism pose a serious challenge to theorists. There have been over four hundred theoretical papers addressing these issues. The early theoretical development can be found in a recent review [4]. The angular momentum of Λ^+ is assumed to be $J = \frac{1}{2}$ in order to render Λ^+ low-lying in most of these efforts. Moreover, some models prefer the positive parity to ensure a narrow Λ^+ .

However, the possibility of $J = \frac{3}{2}$ is not excluded. For example, $J^P = \frac{1}{2}^+$ pentaquarks are always accompanied by $J^P = \frac{3}{2}^+$ partners [6] in Jaffe and Wilczek's diquark model [5]. Their magnetic moments were calculated in [7] while their radiative decays and photoproduction were studied in [8].

If Λ^+ carries $J^P = \frac{3}{2}^+$, it decays into nucleons and kaons via D-wave. The phase space suppression factor is $\frac{p_K}{m}^5 \sim 10^{-5}$ where p_K is the decay momentum of the kaon. The decay width could be well below ten MeV even if the coupling constant G_{KN} is big due to the absence of the orbital excitation inside Λ^+ and Λ^+ 's strong overlap with KN .

There have been a few theoretical papers on the possible $J = \frac{3}{2}$ pentaquarks using different models. Page and Robert suggested $I = 2; J^P = \frac{1}{2}^+; \frac{3}{2}^+$ for Λ^+ to resolve the narrow width puzzle [9]. Jaffe and Wilczek discussed

the $J^P = \frac{3}{2}^+$ assignment for pentaquark [10]. The mass spectrum of $J^P = \frac{3}{2}^+$ pentaquarks were studied with the perturbative chiral quark model [11]. Takeuchi and Shimizu suggested the observed resonance as a $I = 0; J^P = \frac{3}{2}^+$ NK bound state using the quark model [12]. With the flux tube model, Kanada-Enyo et al. studied the mass and decay width of the $I = 1; J^P = \frac{3}{2}^+$ pentaquark [13]. Huang et al. proposed Λ^+ as a molecular state of NK with $I = 1; J^P = \frac{3}{2}^+$ using the chiral $SU(3)$ quark model [14]. The phenomenology of $J = \frac{3}{2}$ pentaquarks such as the mixing scheme and mass pattern was discussed in [15]. Pentaquark states with $J = 3/2$ and $I = 0, 1$ were studied using currents composed of one scalar diquark and one vector diquark [16].

We shall employ QCD sum rules (QSR) to explore the possible existence of the $J = \frac{3}{2}; S = +1$ pentaquark states with the isospin $I = 0; 1/2$. QSR formalism was first employed to study the pentaquark mass with different isospin in Ref. [17]. Up to now there have been more than ten papers on pentaquarks within this framework [16, 18, 19, 20, 21, 22, 23, 24, 25, 26, 27, 28, 29].

In practice there are two forms of QCD sum rules. The first one is the conventional Laplace sum rules introduced originally by the inventors of this formalism [30]. The other one is the finite energy sum rule (FESR) [31]. Their difference lies in the weight function. The right-hand-side (RHS) of the traditional sum rules deals with $\int_{s_0}^{s_{\text{min}}} (s) e^{s-M_B^2} ds$, where (s) is the spectral density including the nonperturbative power corrections arising from various condensates. M_B is the Borel parameter. s_{min} is the starting point of the integral, which is zero for massless quarks. In the analysis of the sum rules, the quark-hadron duality is always invoked. Starting from s_0 , the physical spectral density, which arises from the higher resonances and continuum is always replaced by the perturbative one. Hence s_0 is called the threshold parameter and is typically around the radial excitation mass.

For the FESR approach, the exponential weight function $e^{s-M_B^2}$ is replaced by s^n in the numerical analysis. For the conventional ground-state hadrons such as the

Electronic address: zhushl@th.phy.pku.edu.cn

carries a minus sign. As can be seen from Fig. 1, the quark gluon mixed condensate renders the spectral density negative for a big range of s . The $D=7$ condensate yields a positive contribution and cancels the big negative contribution from the quark gluon mixed condensate, leading to a nearly vanishing $\rho_B^0(s)$ for $s \approx 4 \text{ GeV}^2$ to this order. The contribution from the $D=9$ condensate is also large. In fact, $\rho_B^0(s) > 0$ is positive throughout the whole range $[m_s^2; 1)$ with the inclusion of the $D=9$ power correction.

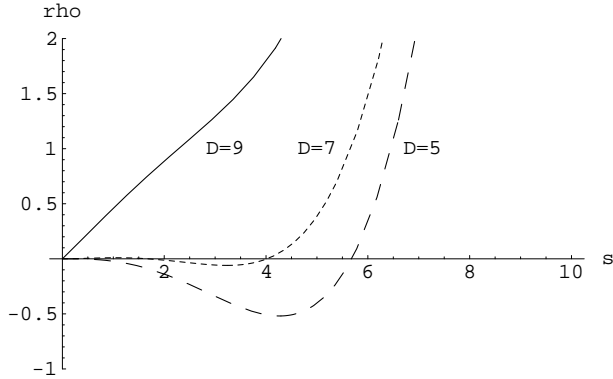


FIG. 1: The variation of the spectral density ρ_B^0 from the tensor structure g (in unit of $\text{GeV}^{11} \cdot 10^8$) with s (in unit of GeV^2) for the $I=0$ current (1). The long-dashed, short-dashed and solid curves correspond to ρ_B^0 with $D=5;7;9$ condensates respectively.

It is a common feature in the pentaquark sum rules that the quark gluon mixed condensate plays a very striking, sometimes dominant role when the sum rule is truncated at low orders. In contrast, the ratio between the power corrections from $\langle \bar{q}q \rangle$ and $\langle \bar{q}q \rangle$ is less than 20% in the nucleon mass sum rule from \bar{p} structure [34], which ensures the convergence of the operator product expansion (OPE).

In order to analyze the OPE convergence in the present case, we list the right hand side (RHS) of Eq. (12) for the case of $m_s = 0$ and $n = 0$ below:

$$W_B^{I=0}(0; s_0) = 3 \cdot 2 \cdot 10^{-3} s_0 + 1 - \frac{7 \cdot 3}{s_0} + \frac{12}{s_0^2} + \frac{247}{s_0^3} \quad (18)$$

where the individual terms are normalized according to the quark condensate.

In the FESR framework the expansion parameter is $1/s_0$ while it's $1/M_B^2$ in the conventional Laplace sum rule analysis. Since s_0 is always greater than M_B^2 , the convergence of FESR should be better. Eq. (18) indicates that the present FESR is very sensitive to the high dimension condensates with $D \geq 5$. Numerically, these nonperturbative power corrections converge for $s_0 \approx 10 \text{ GeV}^2$ only. Such a big threshold is irrelevant for the $^+$ pentaquark around 1.53 GeV . We have to conclude that this FESR is not suitable for the extraction of pentaquark mass.

If we ignore the convergence problem, the variation of the pentaquark mass with the continuum threshold is shown in Fig 2. Naively, there exists a "stable" threshold of $s_0 = 5.6 \text{ GeV}^2$ corresponding to $m = (1.8 \pm 0.1) \text{ GeV}$ if we truncate the sum rule at $D=5$ order.

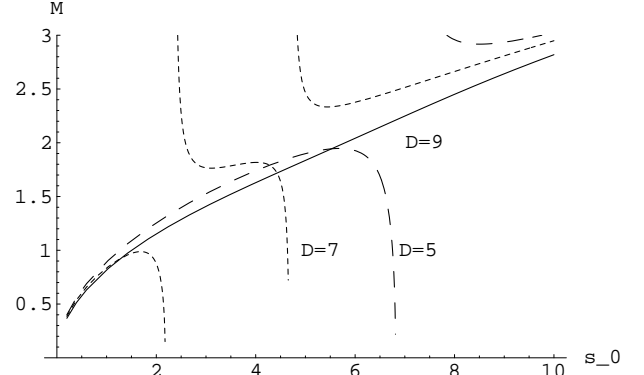


FIG. 2: The variation of the mass M with the threshold s_0 (in unit of GeV^2) corresponding to ρ_B^0 of the $I=0$ current (1). Same conventions as in Fig. 1.

However, if we add the $D=7$ correction, the shape of the curve changes dramatically. With the inclusion of $D=9$ condensates, there is no stable continuum threshold at all. The underlying reason of the extreme sensitivity of this FESR to the high dimension condensates is the lack of the convergence of the operator product expansion. Hence the extracted pentaquark mass and continuum threshold are very unreliable.

B. $I=0$ FESR from $g \cdot \bar{p}$ Structure

Now let's move to the chirally even tensor structure $g \cdot \bar{p}$. $\rho_A^0(s)$ with condensates up to dimension 10 reads

$$\begin{aligned} \rho_A^0(s) = & \frac{17}{2^{17} \cdot 5! \cdot 5!^8} s^5 - \frac{5}{2^{22} \cdot 81} s^3 \langle \bar{q}q \rangle^2 \langle G G \rangle \\ & + \frac{1}{2^{13} \cdot 9} s^3 m_s \left(\frac{17}{48} \langle \bar{q}q \rangle \langle \bar{q}q \rangle + \frac{7}{5} \langle \bar{q}q \rangle \right) \\ & + \frac{1}{2^{11} \cdot 9} s^2 \left(\frac{121}{20} \langle \bar{q}q \rangle^2 + 7 \langle \bar{q}q \rangle \langle \bar{q}q \rangle \right) \\ & + \frac{193}{2^{18} \cdot 15} s^2 m_s \langle \bar{q}q \rangle \langle G G \rangle \\ & + \frac{1}{2^{14} \cdot 27} s (1021 \langle \bar{q}q \rangle + 286 \langle \bar{q}q \rangle) \langle \bar{q}q \rangle \langle G G \rangle \\ & + \frac{5}{2^6 \cdot 9} m_s \left(\langle \bar{q}q \rangle + \frac{13}{24} \langle \bar{q}q \rangle \right) \langle \bar{q}q \rangle^2 \quad (19) \end{aligned}$$

We divide the zeroth moment from $\rho_A^0(s)$ by the $D=6$ corrections, which arise mainly from the four quark condensate.

$$W_A^{I=0}(0; s_0) = 3 \cdot 8 \cdot 10^{-4} s_0^3 + 2 \cdot 10^{-2} s_0 + 1 - \frac{5 \cdot 4}{s_0} + \frac{0 \cdot 5}{s_0^2} : \quad (20)$$

Here the $D=8$ term, which is the product of $hqqi$ and $hg_s q \bar{q}$, plays a very important role. The convergence of the OPE requires $s_0 \approx 13 \text{ GeV}^2$, which renders the above FESR useless in the extraction of m . If we ignore the convergence criteria, we may arrive at rather misleading results of m and s_0 as shown by the variation of m with s_0 in Fig. 3 when power corrections with $D=6, 8, 10$ are included.

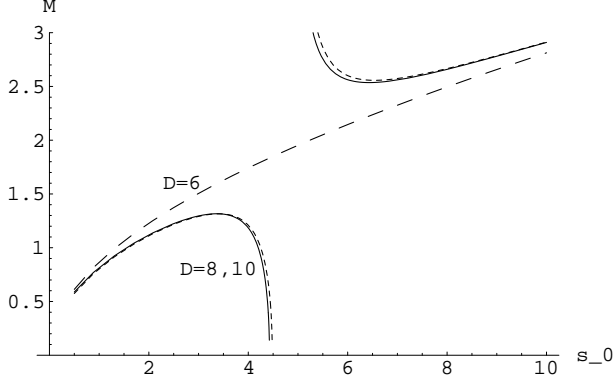


FIG. 3: The variation of M with s_0 corresponding to A of the $I=0$ current (1). The long-dashed, short-dashed and solid curves correspond to A with $D = 6; 8; 10$ condensates respectively.

C. $I=1$ and $I=2$ Cases

All the above analysis can be extended to $I=1; 2$ case. Roughly speaking, the same conclusions hold. The spectral densities for the $I=1$ case are

$$\begin{aligned} \frac{1}{B}(s) = & \frac{1}{2^{19} 175} s^5 m_s \\ & \frac{1}{2^{16} 27} s^4 (hqqi - \frac{3}{4} hssi) \\ & \frac{1}{2^{18} 15} s^3 m_s hq_s^2 G G i \\ & \frac{1}{2^{12} 45} s^3 hq \bar{q} G q i \\ & + \frac{1}{2^{12} 3} s^2 m_s (\frac{37}{6} hqqi - hssi) hqqi \\ & \frac{1}{2^8 27} s (24 hqqi + 29 hssi) hqqi^2 \quad (21) \end{aligned}$$

and

$$\begin{aligned} \frac{1}{A}(s) = & \frac{11}{2^{17} 5! 5! 8} s^5 + \frac{23}{2^{22} 405} s^3 hq_s^2 G G i \\ & + \frac{1}{2^{17} 6} s^3 m_s (\frac{11}{27} hssi - \frac{16}{15} hqqi) \\ & + \frac{1}{2^{11} 9} s^2 (\frac{27}{20} hqqi^2 + 3 hqqi hssi) \\ & \frac{89}{2^{18} 15} s^2 m_s hq \bar{q} G q i \\ & + \frac{1}{2^{13} 27} s (135 hqqi + 71 hssi) hq \bar{q} G q i \\ & + \frac{1}{2^6 9} m_s (hqqi + \frac{11}{24} hssi) hqqi^2 : \quad (22) \end{aligned}$$

We also have normalized zeroth moments

$$W_B^{I=1}(0; s_0) = 4.4 \cdot 10^{-2} s_0 + 1 \frac{25}{s_0} + \frac{66}{s_0^2} + \frac{1406}{s_0^3} : \quad (23)$$

$$W_A^{I=1}(0; s_0) = 7.7 \cdot 10^{-4} s_0^3 + 7.3 \cdot 10^{-3} s_0 + 1 \frac{5.1}{s_0} + \frac{0.3}{s_0^2} : \quad (24)$$

For $I=2$ case, the spectral densities read

$$\begin{aligned} \frac{2}{B}(s) = & \frac{1}{2^{11} 27} s^4 hqqi \\ & \frac{1}{2^{15} 9} s^3 m_s hq_s^2 G G i \\ & \frac{1}{2^{10} 9} s^3 hq \bar{q} G q i \\ & + \frac{1}{72} s^2 m_s (hqqi - \frac{3}{16} hssi) hqqi \\ & \frac{1}{2^{16} 2} s (24 hqqi + 23 hssi) hqqi^2 ; \quad (25) \end{aligned}$$

$$\begin{aligned} \frac{2}{A}(s) = & \frac{7}{2^{12} 5! 5! 8} s^5 - \frac{59}{2^{18} 135} s^3 hq_s^2 G G i \\ & + \frac{1}{2^{10} 36} s^3 m_s (\frac{7}{36} hssi - \frac{4}{5} hqqi) \\ & + \frac{1}{2^6 9^4} s^2 (2 hqqi^2 + 3 hqqi hssi) \\ & \frac{499}{2^{13} 45} s^2 m_s hq \bar{q} G q i \\ & + \frac{1}{2^8 9} s (\frac{751}{12} hqqi + 37 hssi) hq \bar{q} G q i \\ & + \frac{1}{18} m_s (hqqi + \frac{11}{12} hssi) hqqi^2 : \end{aligned}$$

Similarly we have

$$W_B^{I=2}(0; s_0) = 1 \frac{6}{s_0} + \frac{22}{s_0^2} + \frac{505}{s_0^3} : \quad (26)$$

$$W_A^{I=2}(0; s_0) = 4.2 \cdot 10^{-4} s_0^3 + 1.8 \cdot 10^{-2} s_0 + 1 \frac{6.3}{s_0} + \frac{0.1}{s_0^2} : \quad (27)$$

For completeness we also present the variation of m with s_0 in Figs. 4-7 although they are unreliable due to the lack of convergence of OPE.

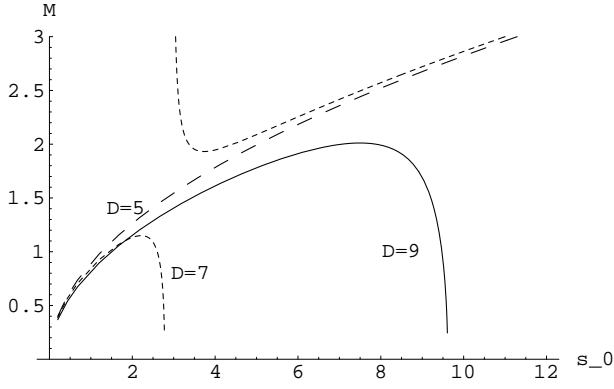


FIG. 4: The variation of M with s_0 corresponding to B of the $I=1$ current (2).

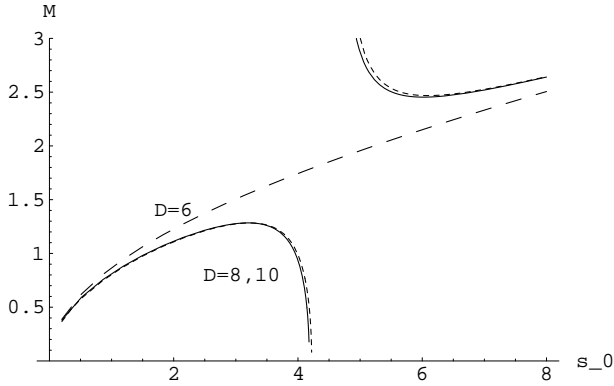


FIG. 5: The variation of M with s_0 corresponding to A of the $I=1$ current (2).

IV. DISCUSSION

In this paper we have constructed the finite energy sum rules for the spin $3/2$ pentaquarks using the $K-N$ color-octet type interpolating currents. Both g and $g \not{p}$ tensor structures are unique for spin $3/2$ pentaquarks. Because of the high dimension of the pentaquark interpolating currents, power corrections from condensates with $D=5$ unfortunately turn out to be numerically large for our three interpolating currents. Especially the quark gluon mixed condensate plays a dominant role.

Numerical analysis indicates the stable region of the continuum threshold is around several GeV^2 . But OPE of both sum rules converges only when the continuum threshold is very big, $s_0 \approx 10 \text{ GeV}^2$. Such a large value of s_0 is irrelevant to the experimentally observed $^+$ pentaquark. In fact, lack of OPE convergence renders these FESRs very sensitive to the high dimension power corrections.

Our present investigation does not confirm the exist-

tence of a narrow spin $3/2$ pentaquark using the kaon-nucleon color-octet interpolating currents from QCD

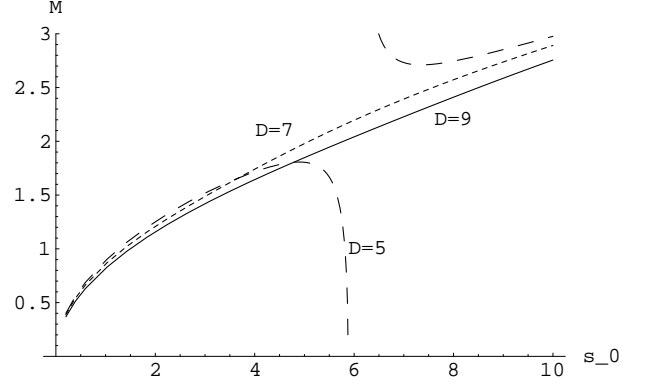


FIG. 6: The variation of M with s_0 corresponding to B of the $I=2$ current (3).

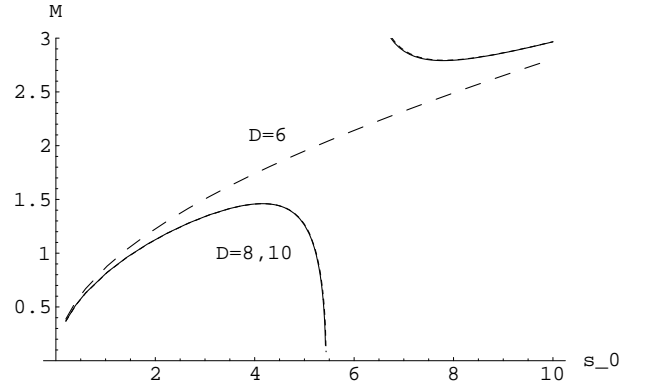


FIG. 7: The variation of M with s_0 corresponding to A of the $I=2$ current (3).

finite energy sum rule analysis. One possible reason is that our currents are not optimized. An exhaustive search of an interpolating current with excellent OPE convergence and large coupling with pentaquarks is very desirable. Only after OPE convergence is established, can one be able to study the existence of pentaquarks from the behavior of QCD sum rules. Work along this direction is in progress.

Acknowledgments

S.L.Z. thanks A. Hosaka for helpful discussions. This project was supported by the National Natural Science Foundation of China under Grants 10375003 and 10421003, Ministry of Education of China, FANEDD, Key Grant Project of Chinese Ministry of Education (NO 305001) and SRF for ROCS, SEM.

-
- [1] LEPs Collaboration, T. Nakano et al., Phys. Rev. Lett. 91, 012002 (2003).
- [2] K. Hicks, hep-ex/0412048.
- [3] A. R. Dzierba, C. A. Meyer, A. P. Szczepaniak, hep-ex/0412077.
- [4] Shi-Lin Zhu, Int. J. Mod. Phys. A 19, 3439 (2004).
- [5] R. Jaffe and F. Wilczek, Phys. Rev. Lett. 91, 232003 (2003).
- [6] J. Dudek and F. Close, Phys. Lett. B 583, 278 (2004).
- [7] W. W. Li et al., hep-ph/0312362, High Ener. Phys. Nucl. Phys. 28, 918 (2004).
- [8] X.-G. He et al., Phys. Rev. D 71, 014006 (2005).
- [9] S. Capstick, P. R. Page and W. Roberts, Phys. Lett. B 570, 185 (2003).
- [10] R. Jaffe and F. Wilczek, Phys. Rev. D 69, 114017 (2004).
- [11] T. Inoue et al., hep-ph/0407305.
- [12] S. Takeuchi and K. Shimizu, hep-ph/0410286.
- [13] Y. Kanada-En'yo, O. Morimatsu and T. Nishikawa, hep-ph/0404144.
- [14] F. Huang, Z. Y. Zhang and F. W. Yu, hep-ph/0411222.
- [15] T. Hyodo and A. Hosaka, hep-ph/0502093.
- [16] T. Nishikawa, Y. Kanada-En'yo, Y. Kondo and O. Morimatsu, hep-ph/0411224.
- [17] Shi-Lin Zhu, Phys. Rev. Lett. 91, 232002 (2003).
- [18] R. D. M.atheus et al., Phys. Lett. B 578, 323 (2004).
- [19] J. Sugiyama, T. Doi and M. Oka, Phys. Lett. B 581, 167 (2004).
- [20] P. Z. Huang et al., Phys. Rev. D 69, 074004 (2004).
- [21] M. Eideueller, Phys. Lett. B 597, 314 (2004).
- [22] R. D. M.atheus, F. S. Navarra, M. Nielsen and R. R. da Silva, hep-ph/0406246.
- [23] F. S. Navarra et al., nucl-th/0408072.
- [24] B. L. Ioannidis, A. G. Oganesian, hep-ph/0408152.
- [25] T. Nishikawa et al., hep-ph/0410394, Phys. Rev. D 71, 016001 (2005).
- [26] S. H. Lee, H. Kim, and Y. Kwon, hep-ph/0411104.
- [27] R. D. M.atheus and S. Narison, hep-ph/0412063.
- [28] H.-J. Lee, N. I. Kochelev and V. Vento, hep-ph/0412127.
- [29] Z.-G. Wang, W.-M. Yang, S.-L. Wan, hep-ph/0501015, 0501278, 0503007, 0503073.
- [30] M. A. Shifman, A. I. Vainshtein and V. I. Zakharov, Nucl. Phys. B 147, 385 (1979).
- [31] N. V. Krasnikov et al., Z. Phys. C 26, 301 (1983); S. Narison, QCD Sum Rules, World Sci. Lect. Notes Phys. 26, 1 (1989).
- [32] B. L. Ioannidis, Nucl. Phys. B 188, 317 (1981), Z. Phys. C 18, 67 (1983).
- [33] L. J. Reinders, H. Rubinstein and S. Yazaki, Phys. Rept. 127, 1 (1985).
- [34] K.-C. Yang et al., Phys. Rev. D 47, 3001 (1993).

Spin $\frac{3}{2}$ Pentaquarks

W. Wei, P.-Z. Huang, H.-X. Chen

Department of Physics, Peking University, BEIJING 100871, CHINA

Shi-Lin Zhu

RCNP, Osaka University, Japan and

Department of Physics, Peking University, BEIJING 100871, CHINA

We investigate the possible existence of the spin $3/2$ pentaquark states using interpolating currents with $K-N$ color-octet structure in the framework of QCD finite energy sum rule (FESR). We pay special attention to the convergence of the operator product expansion.

PACS numbers: 12.39.Mk, 12.39.-x

Keywords: Pentaquark, QCD sum rule

I. INTRODUCTION

Since LEP S collaboration reported the Λ^+ pentaquark [1], many subsequent experiments claimed the confirmation of this exotic baryon with $S=+1$ while many other groups didn't observe it in their search. Experiments with both positive and negative results are reviewed in Refs. [2, 3]. At present, neither the existence nor the non-existence of Λ^+ is established, which can only be settled by the new high-statistical experiments.

If Λ^+ really exists, its low-lying mass, extremely narrow width and weird production mechanism pose a serious challenge to theorists. There have been over four hundred theoretical papers addressing these issues. The early theoretical development can be found in a recent review [4]. The angular momentum of Λ^+ is assumed to be $J = \frac{1}{2}$ in order to render Λ^+ low-lying in most of these efforts. Moreover, some models prefer the positive parity to ensure a narrow Λ^+ .

However, the possibility of $J = \frac{3}{2}$ is not excluded. For example, $J^P = \frac{1}{2}^+$ pentaquarks are always accompanied by $J^P = \frac{3}{2}^+$ partners [6] in Jaffe and Wilczek's diquark model [5]. Their magnetic moments were calculated in [7] while their radiative decays and photoproduction were studied in [8].

If Λ^+ carries $J^P = \frac{3}{2}^+$, it decays into nucleons and kaons via D-wave. The phase space suppression factor is $\frac{p_K}{m}^5 \sim 10^{-5}$ where p_K is the decay momentum of the kaon. The decay width could be well below ten MeV even if the coupling constant G_{KN} is big due to the absence of the orbital excitation inside Λ^+ and Λ^+ 's strong overlap with KN .

There have been a few theoretical papers on the possible $J = \frac{3}{2}$ pentaquarks using different models. Page and Robert suggested $I = 2; J^P = \frac{1}{2}^+; \frac{3}{2}^+$ for Λ^+ to resolve the narrow width puzzle [9]. Jaffe and Wilczek discussed

the $J^P = \frac{3}{2}^+$ assignment for pentaquark [10]. The mass spectrum of $J^P = \frac{3}{2}^+$ pentaquarks were studied with the perturbative chiral quark model [11]. Takeuchi and Shimizu suggested the observed resonance as a $I = 0; J^P = \frac{3}{2}^+$ NK bound state using the quark model [12]. With the flux tube model, Kanada-En'yo et al. studied the mass and decay width of the $I = 1; J^P = \frac{3}{2}^+$ pentaquark [13]. Huang et al. proposed Λ^+ as a molecular state of NK with $I = 1; J^P = \frac{3}{2}^+$ using the chiral $SU(3)$ quark model [14]. The phenomenology of $J = \frac{3}{2}$ pentaquarks such as the mixing scheme and mass pattern was discussed in [15]. Pentaquark states with $J = 3/2$ and $I = 0, 1$ were studied using currents composed of one scalar diquark and one vector diquark [16].

We shall employ QCD sum rules (QSR) to explore the possible existence of the $J = \frac{3}{2}; S = +1$ pentaquark states with the isospin $I = 0; 1; 2$. QSR formalism was first employed to study the pentaquark mass with different isospin in Ref. [17]. Up to now there have been more than ten papers on pentaquarks within this framework [16, 18, 19, 20, 21, 22, 23, 24, 25, 26, 27, 28, 29].

In practice there are two forms of QCD sum rules. The first one is the conventional Laplace sum rules introduced originally by the inventors of this formalism [30]. The other one is the finite energy sum rule (FESR) [31]. Their difference lies in the weight function. The right-hand-side (RHS) of the traditional sum rules deals with $\int_{s_0}^{s_{\text{min}}} (s) e^{s-M_B^2} ds$, where (s) is the spectral density including the nonperturbative power corrections arising from various condensates. M_B is the Borel parameter. s_{min} is the starting point of the integral, which is zero for massless quarks. In the analysis of the sum rules, the quark-hadron duality is always invoked. Starting from s_0 , the physical spectral density, which arises from the higher resonances and continuum is always replaced by the perturbative one. Hence s_0 is called the threshold parameter and is typically around the radial excitation mass.

For the FESR approach, the exponential weight function $e^{s-M_B^2}$ is replaced by s^n in the numerical analysis. For the conventional ground-state hadrons such as the

Electronic address: zhushl@th.phy.pku.edu.cn

carries a minus sign. As can be seen from Fig. 1, the quark gluon mixed condensate renders the spectral density negative for a big range of s . The $D=7$ condensate yields a positive contribution and cancels the big negative contribution from the quark gluon mixed condensate, leading to a nearly vanishing $\rho_B^0(s)$ for $s \approx 4 \text{ GeV}^2$ to this order. The contribution from the $D=9$ condensate is also large. In fact, $\rho_B^0(s) > 0$ is positive throughout the whole range $[m_s^2; 1)$ with the inclusion of the $D=9$ power correction.

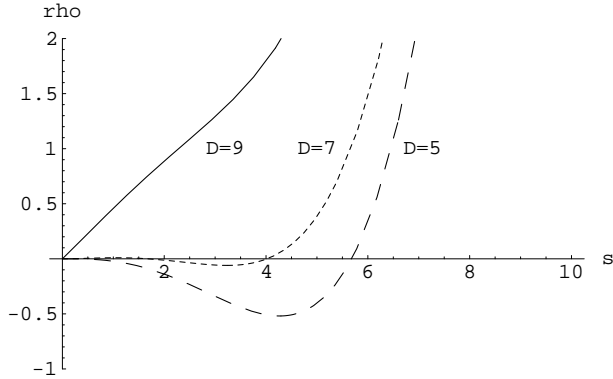


FIG. 1: The variation of the spectral density ρ_B^0 from the tensor structure g (in unit of $\text{GeV}^{11} \cdot 10^8$) with s (in unit of GeV^2) for the $I=0$ current (1). The long-dashed, short-dashed and solid curves correspond to ρ_B^0 with $D=5;7;9$ condensates respectively.

It is a common feature in the pentaquark sum rules that the quark gluon mixed condensate plays a very striking, sometimes dominant role when the sum rule is truncated at low orders. In contrast, the ratio between the power corrections from $\langle \bar{q}q \rangle$ and $\langle \bar{q}q \rangle$ is less than 20% in the nucleon mass sum rule from \bar{p} structure [34], which ensures the convergence of the operator product expansion (OPE).

In order to analyze the OPE convergence in the present case, we list the right hand side (RHS) of Eq. (12) for the case of $m_s = 0$ and $n = 0$ below:

$$W_B^{I=0}(0; s_0) = 3 \cdot 2 \cdot 10^{-3} s_0 + 1 - \frac{7 \cdot 3}{s_0} + \frac{12}{s_0^2} + \frac{247}{s_0^3} \quad (18)$$

where the individual terms are normalized according to the quark condensate.

In the FESR framework the expansion parameter is $1/s_0$ while it's $1/M_B^2$ in the conventional Laplace sum rule analysis. Since s_0 is always greater than M_B^2 , the convergence of FESR should be better. Eq. (18) indicates that the present FESR is very sensitive to the high dimension condensates with $D \geq 5$. Numerically, these nonperturbative power corrections converge for $s_0 \approx 10 \text{ GeV}^2$ only. Such a big threshold is irrelevant for the $^+$ pentaquark around 1.53 GeV . We have to conclude that this FESR is not suitable for the extraction of pentaquark mass.

If we ignore the convergence problem, the variation of the pentaquark mass with the continuum threshold is shown in Fig 2. Naively, there exists a "stable" threshold of $s_0 = 5.6 \text{ GeV}^2$ corresponding to $m = (1.8 \pm 0.1) \text{ GeV}$ if we truncate the sum rule at $D=5$ order.

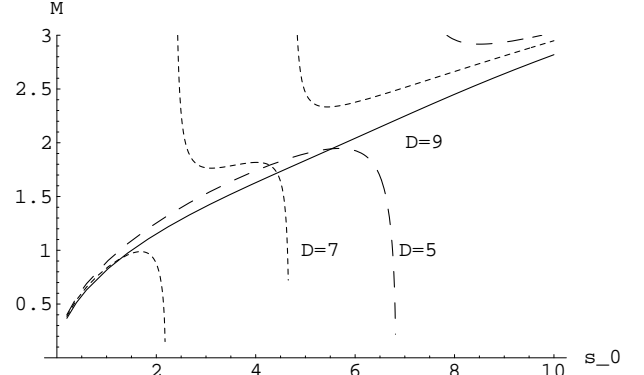


FIG. 2: The variation of the mass M with the threshold s_0 (in unit of GeV^2) corresponding to ρ_B^0 of the $I=0$ current (1). Same conventions as in Fig. 1.

However, if we add the $D=7$ correction, the shape of the curve changes dramatically. With the inclusion of $D=9$ condensates, there is no stable continuum threshold at all. The underlying reason of the extreme sensitivity of this FESR to the high dimension condensates is the lack of the convergence of the operator product expansion. Hence the extracted pentaquark mass and continuum threshold are very unreliable.

B. $I=0$ FESR from $g \cdot \bar{p}$ Structure

Now let's move to the chirally even tensor structure $g \cdot \bar{p}$. $\rho_A^0(s)$ with condensates up to dimension 10 reads

$$\begin{aligned} \rho_A^0(s) = & \frac{17}{2^{17} \cdot 5! \cdot 5!^8} s^5 - \frac{5}{2^{22} \cdot 81} s^3 \langle \bar{q}q \rangle^2 \langle G \cdot G \rangle \\ & + \frac{1}{2^{13} \cdot 9} s^3 m_s \left(\frac{17}{48} \langle \bar{q}q \rangle \langle \bar{q}q \rangle + \frac{7}{5} \langle \bar{q}q \rangle \right) \\ & + \frac{1}{2^{11} \cdot 9} s^2 \left(\frac{121}{20} \langle \bar{q}q \rangle^2 + 7 \langle \bar{q}q \rangle \langle \bar{q}q \rangle \right) \\ & + \frac{193}{2^{18} \cdot 15} s^2 m_s \langle \bar{q}q \rangle \langle G \cdot G \rangle \\ & + \frac{1}{2^{14} \cdot 27} s (1021 \langle \bar{q}q \rangle + 286 \langle \bar{q}q \rangle) \langle \bar{q}q \rangle \langle G \cdot G \rangle \\ & + \frac{5}{2^6 \cdot 9} m_s \left(\langle \bar{q}q \rangle + \frac{13}{24} \langle \bar{q}q \rangle \right) \langle \bar{q}q \rangle^2 \quad (19) \end{aligned}$$

We divide the zeroth moment from $\rho_A^0(s)$ by the $D=6$ corrections, which arise mainly from the four quark condensate.

$$W_A^{I=0}(0; s_0) = 3 \cdot 8 \cdot 10^{-4} s_0^3 + 2 \cdot 10^{-2} s_0 + 1 - \frac{5 \cdot 4}{s_0} + \frac{0 \cdot 5}{s_0^2} : \quad (20)$$

Here the $D=8$ term, which is the product of $hqqi$ and $hg_s q \bar{q}$, plays a very important role. The convergence of the OPE requires $s_0 \approx 13 \text{ GeV}^2$, which renders the above FESR useless in the extraction of m . If we ignore the convergence criteria, we may arrive at rather misleading results of m and s_0 as shown by the variation of m with s_0 in Fig. 3 when power corrections with $D=6, 8, 10$ are included.

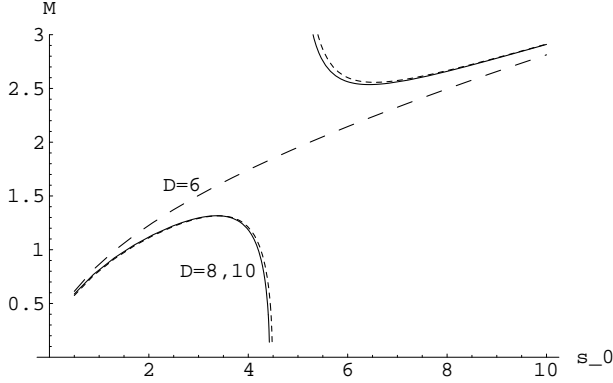


FIG. 3: The variation of M with s_0 corresponding to A of the $I=0$ current (1). The long-dashed, short-dashed and solid curves correspond to B with $D = 6; 8; 10$ condensates respectively.

C. $I=1$ and $I=2$ Cases

All the above analysis can be extended to $I=1; 2$ case. Roughly speaking, the same conclusions hold. The spectral densities for the $I=1$ case are

$$\begin{aligned} \frac{1}{B}(s) = & \frac{1}{2^{19} 175} s^5 m_s \\ & + \frac{1}{2^{16} 27} s^4 (hqqi - \frac{3}{4} hssi) \\ & + \frac{1}{2^{18} 15} s^3 m_s hq_s^2 G G i \\ & + \frac{1}{2^{12} 45} s^3 hq \bar{q} G q i \\ & + \frac{1}{2^{12} 3} s^2 m_s (\frac{37}{6} hqqi - hssi) hqqi \\ & + \frac{1}{2^8 27} s (24 hqqi + 29 hssi) hqqi^2 \quad (21) \end{aligned}$$

and

$$\begin{aligned} \frac{1}{A}(s) = & \frac{11}{2^{17} 5! 5! 8} s^5 + \frac{23}{2^{22} 405} s^3 hq_s^2 G G i \\ & + \frac{1}{2^{17} 6} s^3 m_s (\frac{11}{27} hssi - \frac{16}{15} hqqi) \\ & + \frac{1}{2^{11} 9} s^2 (\frac{27}{20} hqqi^2 + 3 hqqi hssi) \\ & + \frac{89}{2^{18} 15} s^2 m_s hq \bar{q} G q i \\ & + \frac{1}{2^{13} 27} s (135 hqqi + 71 hssi) hq \bar{q} G q i \\ & + \frac{1}{2^6 9} m_s (hqqi + \frac{11}{24} hssi) hqqi^2 : \quad (22) \end{aligned}$$

We also have normalized zeroth moments

$$W_B^{I=1}(0; s_0) = 4.4 \cdot 10^{-2} s_0 + 1 \cdot \frac{25}{s_0} + \frac{66}{s_0^2} + \frac{1406}{s_0^3} : \quad (23)$$

$$W_A^{I=1}(0; s_0) = 7.7 \cdot 10^{-4} s_0^3 + 7.3 \cdot 10^{-3} s_0 + 1 \cdot \frac{5.1}{s_0} + \frac{0.3}{s_0^2} : \quad (24)$$

For $I=2$ case, the spectral densities read

$$\begin{aligned} \frac{2}{B}(s) = & \frac{1}{2^{11} 27} s^4 hqqi \\ & + \frac{1}{2^{15} 9} s^3 m_s hq_s^2 G G i \\ & + \frac{1}{2^{10} 9} s^3 hq \bar{q} G q i \\ & + \frac{1}{72} s^2 m_s (hqqi - \frac{3}{16} hssi) hqqi \\ & + \frac{1}{216} s (24 hqqi + 23 hssi) hqqi^2 ; \quad (25) \end{aligned}$$

$$\begin{aligned} \frac{2}{A}(s) = & \frac{7}{2^{12} 5! 5! 8} s^5 - \frac{59}{2^{18} 135} s^3 hq_s^2 G G i \\ & + \frac{1}{2^{10} 36} s^3 m_s (\frac{7}{36} hssi - \frac{4}{5} hqqi) \\ & + \frac{1}{2^6 9^4} s^2 (2 hqqi^2 + 3 hqqi hssi) \\ & + \frac{499}{2^{13} 45} s^2 m_s hq \bar{q} G q i \\ & + \frac{1}{2^8 9} s (\frac{751}{12} hqqi + 37 hssi) hq \bar{q} G q i \\ & + \frac{1}{18} m_s (hqqi + \frac{11}{12} hssi) hqqi^2 : \end{aligned}$$

Similarly we have

$$W_B^{I=2}(0; s_0) = 1 \cdot \frac{6}{s_0} + \frac{22}{s_0^2} + \frac{505}{s_0^3} : \quad (26)$$

$$W_A^{I=2}(0; s_0) = 4.2 \cdot 10^{-4} s_0^3 + 1.8 \cdot 10^{-2} s_0 + 1 \cdot \frac{6.3}{s_0} + \frac{0.1}{s_0^2} : \quad (27)$$

For completeness we also present the variation of m with s_0 in Figs. 4-7 although they are unreliable due to the lack of convergence of OPE.

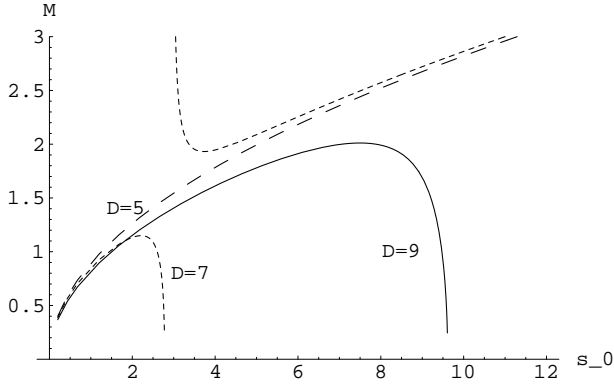


FIG. 4: The variation of M with s_0 corresponding to B of the $I=1$ current (2).

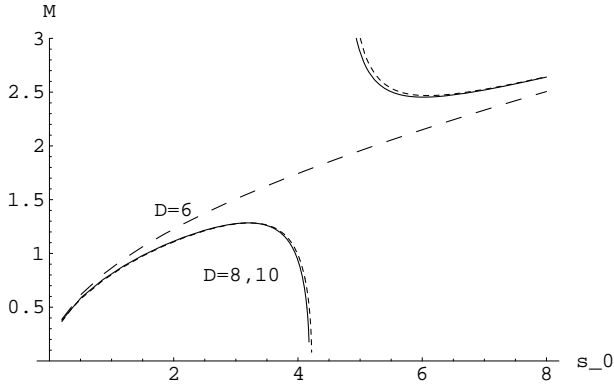


FIG. 5: The variation of M with s_0 corresponding to A of the $I=1$ current (2).

IV. DISCUSSION

In this paper we have constructed the finite energy sum rules for the spin 3/2 pentaquarks using the $K-N$ color-octet type interpolating currents. Both g and $g \not{p}$ tensor structures are unique for spin 3/2 pentaquarks. Because of the high dimension of the pentaquark interpolating currents, power corrections from condensates with $D=5$ unfortunately turn out to be numerically large for our three interpolating currents. Especially the quark gluon mixed condensate plays a dominant role.

Numerical analysis indicates the stable region of the continuum threshold is around several GeV^2 . But OPE of both sum rules converges only when the continuum threshold is very big, $s_0 \approx 10 \text{ GeV}^2$. Such a large value of s_0 is irrelevant to the experimentally observed $^+$ pentaquark. In fact, lack of OPE convergence renders these FESRs very sensitive to the high dimension power corrections.

Our present investigation does not confirm the exist-

tence of spin 3/2 pentaquarks using the kaon-nucleon color-octet interpolating currents from QCD finite energy

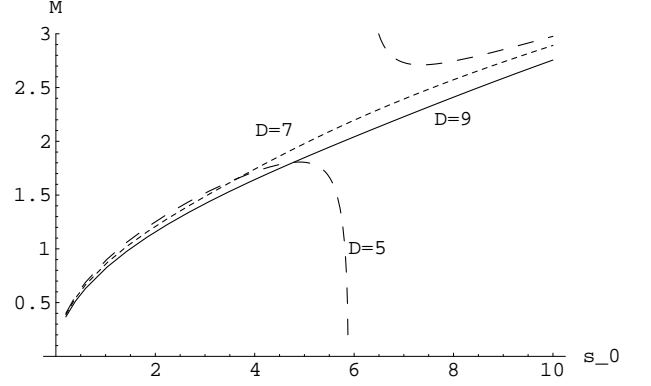


FIG. 6: The variation of M with s_0 corresponding to B of the $I=2$ current (3).

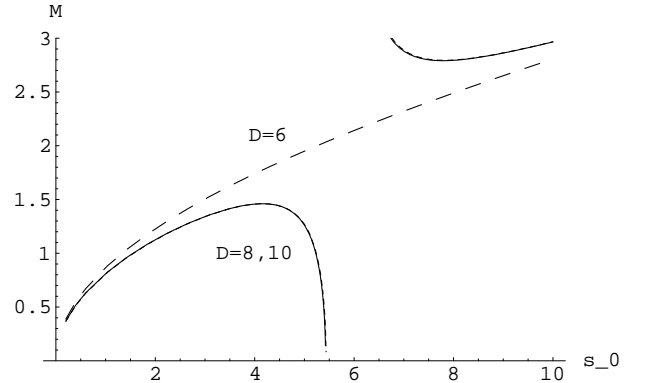


FIG. 7: The variation of M with s_0 corresponding to A of the $I=2$ current (3).

sum rule analysis. One possible reason is that our currents are not optimized. An exhaustive search of an interpolating current with excellent OPE convergence and large coupling with pentaquarks is very desirable. Only after OPE convergence is established, can one be able to study the existence of pentaquarks from the behavior of QCD sum rules. Work along this direction is in progress.

Acknowledgments

S.L.Z. thanks A. Hosaka for helpful discussions. This project was supported by the National Natural Science Foundation of China under Grants 10375003 and 10421003, Ministry of Education of China, FANEDD, Key Grant Project of Chinese Ministry of Education (NO 305001) and SRF for ROCS, SEM.

-
- [1] LEPs Collaboration, T. Nakano et al., Phys. Rev. Lett. 91, 012002 (2003).
- [2] K. Hicks, hep-ex/0412048.
- [3] A. R. Dzierba, C. A. Meyer, A. P. Szczepaniak, hep-ex/0412077.
- [4] Shi-Lin Zhu, Int. J. Mod. Phys. A 19, 3439 (2004).
- [5] R. Jaffe and F. Wilczek, Phys. Rev. Lett. 91, 232003 (2003).
- [6] J. Dudek and F. Close, Phys. Lett. B 583, 278 (2004).
- [7] W. W. Li et al., hep-ph/0312362, High Ener. Phys. Nucl. Phys. 28, 918 (2004).
- [8] X.-G. He et al., Phys. Rev. D 71, 014006 (2005).
- [9] S. Capstick, P. R. Page and W. Roberts, Phys. Lett. B 570, 185 (2003).
- [10] R. Jaffe and F. Wilczek, Phys. Rev. D 69, 114017 (2004).
- [11] T. Inoue et al., hep-ph/0407305.
- [12] S. Takeuchi and K. Shimizu, hep-ph/0410286.
- [13] Y. Kanada-En'yo, O. Morimatsu and T. Nishikawa, hep-ph/0404144.
- [14] F. Huang, Z. Y. Zhang and F. W. Yu, hep-ph/0411222.
- [15] T. Hyodo and A. Hosaka, hep-ph/0502093.
- [16] T. Nishikawa, Y. Kanada-En'yo, Y. Kondo and O. Morimatsu, hep-ph/0411224.
- [17] Shi-Lin Zhu, Phys. Rev. Lett. 91, 232002 (2003).
- [18] R. D. M.atheus et al., Phys. Lett. B 578, 323 (2004).
- [19] J. Sugiyama, T. Doi and M. Oka, Phys. Lett. B 581, 167 (2004).
- [20] P. Z. Huang et al., Phys. Rev. D 69, 074004 (2004).
- [21] M. Eideueller, Phys. Lett. B 597, 314 (2004).
- [22] R. D. M.atheus, F. S. Navarra, M. Nielsen and R. R. da Silva, hep-ph/0406246.
- [23] F. S. Navarra et al., nucl-th/0408072.
- [24] B. L. Io e, A. G. O'Ganesian, hep-ph/0408152.
- [25] T. Nishikawa et al., hep-ph/0410394, Phys. Rev. D 71, 016001 (2005).
- [26] S. H. Lee, H. Kim, and Y. Kwon, hep-ph/0411104.
- [27] R. D. M.atheus and S. Narison, hep-ph/0412063.
- [28] H.-J. Lee, N. I. Kochelev and V. Vento, hep-ph/0412127.
- [29] Z.-G. Wang, W.-M. Yang, S.-L. Wan, hep-ph/0501015, 0501278, 0503007, 0503073.
- [30] M. A. Shifman, A. I. Vainshtein and V. I. Zakharov, Nucl. Phys. B 147, 385 (1979).
- [31] N. V. Krasnikov et al., Z. Phys. C 26, 301 (1983); S. Narison, QCD Sum Rules, World Sci. Lect. Notes Phys. 26, 1 (1989).
- [32] B. L. Io e, Nucl. Phys. B 188, 317 (1981), Z. Phys. C 18, 67 (1983).
- [33] L. J. Reinders, H. Rubinstein and S. Yazaki, Phys. Rept. 127, 1 (1985).
- [34] K.-C. Yang et al., Phys. Rev. D 47, 3001 (1993).