

Transport coefficients in large N_f gauge theories with massive fermions

Gert Aarts^{‡,†} and Jose M. Martínez Resco^{‡,||}

[‡]*Department of Physics, The Ohio State University
174 West 18th Avenue, Columbus, OH 43210, USA*

[†]*Department of Physics, University of Wales Swansea
Singleton Park, Swansea, SA2 8PP, United Kingdom*

^{||}*Department of Physics & Astronomy, Brandon University
Brandon, Manitoba R7A 6A9, Canada*

December 2, 2024

Abstract

We compute the shear viscosity and the electrical conductivity in gauge theories with massive fermions at leading order in the large N_f expansion. The calculation is organized using the $1/N_f$ expansion of the 2PI effective action to next-to-leading order. We show explicitly that the calculation is gauge fixing independent and consistent with the Ward identity. We find that these transport coefficients depend in a nontrivial manner on the coupling constant and fermion mass. For large mass, both the shear viscosity and the electrical conductivity go to zero.

[‡]current address, email: g.aarts@swan.ac.uk

^{||}current address, email: martinezrescoj@brandonu.ca

1 Introduction

Transport coefficients in relativistic gauge theories have been discussed in a number of papers in the past few years [1, 2, 3, 4, 5, 6, 7, 8, 9]. The motivation comes from possible applications in heavy ion physics and the early universe, as well as from theoretical interest. However, the attention has mostly been focused on ultrarelativistic theories, where the scale is set exclusively by the temperature. In this paper we undertake the computation of transport coefficients in gauge theories at temperatures where the fermion mass cannot be neglected. We carry out this study in the large N_f limit of QED and QCD, where a complete leading order calculation is possible. For massless fermions transport coefficients have been computed in large N_f gauge theories in Ref. [3], using kinetic theory. A study of thermodynamic properties of gauge theories in the large N_f limit can be found in Ref. [10].

We perform a diagrammatic calculation, organized using the $1/N_f$ expansion of the two-particle irreducible (2PI) effective action to next-to-leading order (NLO). The 2PI effective action is a useful tool in studying the nonequilibrium dynamics of quantum fields [11]. In actual applications, the 2PI effective action is truncated at some order in a chosen expansion parameter. In Ref. [12] it was shown for a number of theories that the lowest nontrivial truncations correctly determine transport coefficients at leading (logarithmic) order in the expansion parameter. Here we show explicitly that the lowest order nontrivial truncation of the 2PI effective action in the $1/N_f$ expansion provides all the required ingredients to successfully compute the shear viscosity and the electrical conductivity. When considering gauge theories and effective actions, care is required with respect to gauge invariance and Ward identities [13]. We show that despite the nontrivial resummation of diagrams carried out, the method provides a gauge fixing independent result and is consistent with the Ward identity. This provides an explicit example of a nontrivial quantity for which potential non gauge invariance contributions in a fully self-consistent calculation would be suppressed by powers of the expansion parameter.

The paper is organized as follows. In Section 2, we formulate the 2PI effective action to NLO in large N_f QED. We obtain the integral equation relevant for the calculation of the shear viscosity and the electrical conductivity and discuss power-counting in the $1/N_f$ expansion. We show that a typical diagram that contributes to the shear viscosity at leading order in the large N_f expansion is as shown in Fig. 1. Plasma effects relevant for transport coefficients are studied in Section 3. In the following Section, we explicitly work out the integral equation relevant for the shear viscosity and write it in a form convenient for a variational treatment. In Section 5, this analysis is repeated for the electrical conductivity and the Ward identity

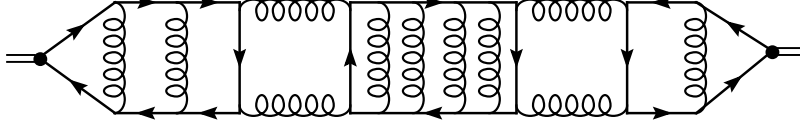


Figure 1: Typical skeleton ladder diagram that contributes to the shear viscosity in large N_f QCD at leading order in the $1/N_f$ expansion.

is explicitly checked. We generalize the discussion from QED to large N_f QCD in Section 6. The numerical analysis and our results are presented in Section 7. The final Section is devoted to the conclusions. In Appendix A we derive a set of integral equations from the 2PI effective action which are employed in the main text. Finally, Appendix B contains parametric estimates in the leading logarithmic approximation, for both massless and very heavy fermions.

A short summary of these results has appeared in Ref. [14]. Part of the analysis is very similar to the study of the shear viscosity in the $O(N)$ model in the large N limit [15]. When possible, we will refer to that paper for further details.

2 2PI- $1/N$ expansion

Since the structure of QED and QCD is similar in the large N_f limit, we use QED in the following for the purpose of discussion. Color factors will be introduced later. The action for N_f identical fermion fields ψ_a ($a = 1, \dots, N_f$) then reads¹

$$S = \int_x \left[-\frac{1}{4} F_{\mu\nu} F^{\mu\nu} + \bar{\psi}_a (i\mathcal{D} - m) \psi_a \right] + S_{\text{gf}} + S_{\text{gh}}, \quad (1)$$

with

$$\mathcal{D} = \gamma^\mu D_\mu, \quad D_\mu = \partial_\mu + \frac{ie}{\sqrt{N_f}} A_\mu, \quad (2)$$

and we use the notation

$$\int_x = \int_{\mathcal{C}} dx^0 \int d^3x, \quad (3)$$

where \mathcal{C} is a contour in the complex-time plane. Note that we have rescaled the coupling constant with $\sqrt{N_f}$, so that in the large N_f limit N_f goes to infinity while e

¹We use $g_{\mu\nu} = \text{diag}(+, -, -, -)$, so that $P^2 = p_0^2 - p^2$, $p = |\mathbf{p}|$. The γ -matrices obey $\{\gamma^\mu, \gamma^\nu\} = 2g^{\mu\nu}$. Traces over Dirac indices are indicated with tr .

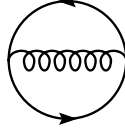


Figure 2: NLO contribution to the 2PI effective action in the $1/N_f$ expansion.

remains finite (after renormalization). To fix the gauge we use a general linear gauge fixing condition,

$$S_{\text{gf}} = - \int_x \frac{1}{2\xi} (f_\mu A^\mu)^2. \quad (4)$$

Below we specialize to the generalized Coulomb gauge: $f_0 = 0, f_i = \partial_i$. The ghost part is not needed explicitly.

The 2PI effective action is an effective action for the time-ordered two-point functions

$$D_{\mu\nu}(x, y) = \langle T_C A_\mu(x) A_\nu(y) \rangle, \quad S_{ab}(x, y) = \langle T_C \psi_a(x) \bar{\psi}_b(y) \rangle, \quad (5)$$

and can be written as [16]

$$\begin{aligned} \Gamma[S, D] = & \frac{i}{2} \text{Tr} \ln D^{-1} + \frac{i}{2} \text{Tr} D_0^{-1} (D - D_0) \\ & - i \text{Tr} \ln S^{-1} - i \text{Tr} S_0^{-1} (S - S_0) + \Gamma_2[S, D] + \text{ghosts}, \end{aligned} \quad (6)$$

where D_0^{-1} and S_0^{-1} are the free inverse propagators. The 2PI effective action framework automatically entails the existence of a set of coupled integral equations for the various 4-point functions. These integral equations contain the relevant physics for the calculation of some transport coefficients in a number of theories [12]. In Appendix A we briefly describe how to obtain the relevant set in the theory we study here.

The lowest order contribution to $\Gamma_2[S, D]$ appears at next-to-leading order (NLO) in the large N_f expansion (see Fig. 2)

$$\Gamma_2^{\text{NLO}}[S, D] = - \frac{ie^2}{2N_f} \int_{xy} \text{tr} \gamma^\mu S_{ab}(x, y) \gamma^\nu S_{ba}(y, x) D_{\mu\nu}(x, y). \quad (7)$$

We specialize to the completely symmetric case and write $S_{ab} = \delta_{ab} S$, $\Sigma_{ab} = \delta_{ab} \Sigma$. The resulting self energies (see Fig. 3) are then

$$\Pi^{\mu\nu}(x, y) = e^2 \text{tr} \gamma^\mu S(x, y) \gamma^\nu S(y, x), \quad (8)$$

$$\Sigma(x, y) = - \frac{e^2}{N_f} \gamma^\mu S(x, y) \gamma^\nu D_{\mu\nu}(x, y). \quad (9)$$

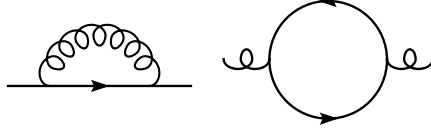


Figure 3: Fermion and gauge boson self energy.

They depend on the full propagators, determined by the Dyson equations

$$D^{-1} = D_0^{-1} - \Pi, \quad S^{-1} = S_0^{-1} - \Sigma. \quad (10)$$

The set of integral equations for the 4-point functions (see Eq. (144) in Appendix A), up to this order in the large N_f expansion, is shown in Fig. 4. These coupled equations sum all the diagrams that are required to obtain the shear viscosity and electrical conductivity at leading order in the $1/N_f$ expansion [12]. This can be argued as follows. Kubo formulas relate these transport coefficients to the slope of current-current spectral functions at vanishing frequency

$$\eta = \frac{1}{20} \frac{\partial}{\partial q^0} \rho_{\pi\pi}(q^0, \mathbf{0}) \Big|_{q^0=0}, \quad \sigma = \frac{1}{6} \frac{\partial}{\partial q^0} \rho_{jj}(q^0, \mathbf{0}) \Big|_{q^0=0}, \quad (11)$$

where the spectral functions are defined as

$$\rho_{\pi\pi}(x-y) = \langle [\pi_{ij}(x), \pi_{ij}(y)] \rangle, \quad \rho_{jj}(x-y) = \langle [j^i(x), j^i(y)] \rangle. \quad (12)$$

Here π_{ij} is the traceless part of the spatial energy-momentum tensor,

$$\pi_{ij}(x) = F_{i\mu} F_{j\mu} - \frac{1}{3} \delta_{ij} F_{k\mu} F_{k\mu} - i \bar{\psi}_a \left(\frac{\gamma_i D_j - \gamma_j D_i}{2} - \frac{1}{3} \delta_{ij} \gamma_k D_k \right) \psi_a, \quad (13)$$

and $j^i(x) = q_f \bar{\psi}_a(x) \gamma^i \psi_a(x)$ is the electromagnetic current, with q_f the charge of the fermion.² The correlators in Kubo formulas are computed in thermal equilibrium, so from now on we specialize to the Matsubara contour and work in momentum space.

The correlators in the Kubo formulas are required in a specific kinematic configuration which, as is well known, causes them to suffer from so-called pinching poles. These pinching poles are screened by the imaginary part of self energy, leading to the appearance of a factor inversely proportional to this imaginary part. This modifies

²This is the charge with which the fermions couple to the external operator; we prefer to distinguish it from the coupling between the gauge bosons and the fermions in the ladder diagrams. In QED it is also rescaled, so that $q_f = e/\sqrt{N_f}$, while in QCD it is not.

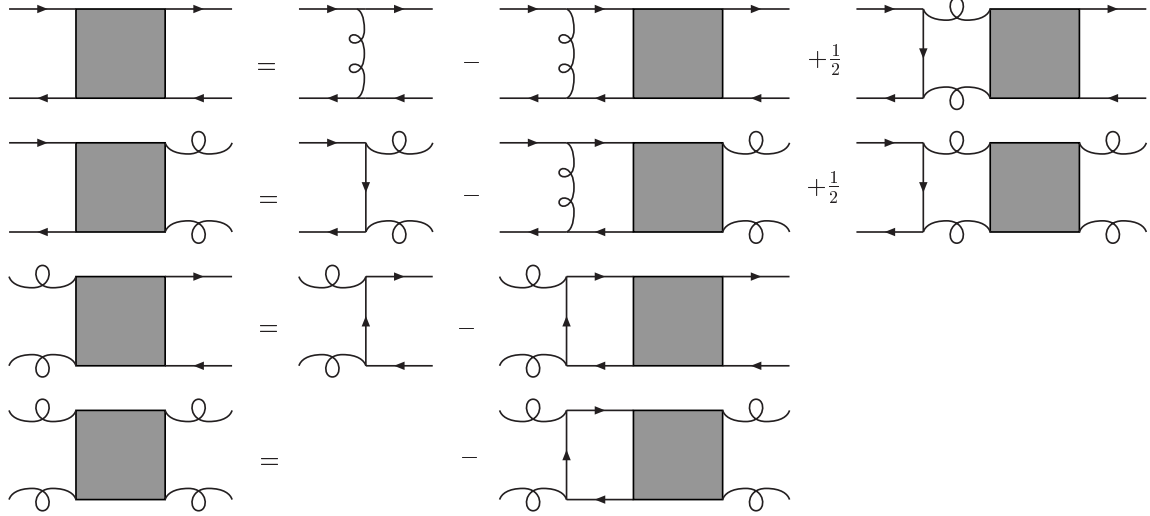


Figure 4: Integral equations for the 4-point functions at NLO in the $1/N_f$ expansion.

the naive power counting scheme. The fermionic one loop diagram, which contributes to both transport coefficients, is naively of order N_f , due to the N_f identical fermion fields that run in the loop. Because of the pinching poles, this is enhanced by the inverse thermal width (given by the imaginary part of self energy) which is of order $1/N_f$, as we show below. We find therefore that the conductivity and the shear viscosity are proportional to N_f^2 in the large N_f limit (apart from the external charges in the case of the electrical conductivity). Adding a vertical photon line to the one-loop fermion diagram gives a contribution that is of the same order; the factor of $1/N_f$ from the added vertices is compensated by a new pair of propagators with pinching poles and a new inverse factor of the thermal width. This remains true when adding any number of vertical photon lines; therefore all these diagrams have to be summed. A contribution of the same order is also obtained when considering a box rung with horizontal photon lines and vertical fermion lines (see Fig. 5). In this case, a new pair of propagators with pinching poles along with a new closed fermion loop compensates for the additional four coupling vertices. Note that there are two ways a box rung can be added, depending on the orientation of the fermion lines. Again, a diagram with any number of box rungs contributes at leading order as well. These kind of diagrams are precisely those which are summed by the integral equations for the fermionic 4-point function we obtained from the 2PI effective action.

In the case of the shear viscosity, the external operator also couples to two gauge

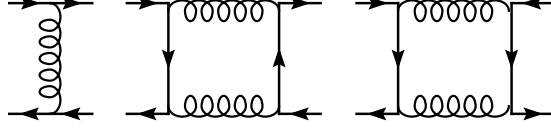


Figure 5: Rungs in the integral equation for the fermion 4-point function.

boson fields. It is therefore necessary to consider diagrams with gauge bosons on the side rails. Again, the corresponding imaginary part of the gauge boson self energy has to be included in the side rails propagators to avoid pinching poles. If the gauge boson is an onshell stable excitation, its self energy in Fig. 3 yields a thermal width only when at least one of the fermion lines in the diagram is dressed, a contribution of order $1/N_f$ (see Eq. (9)). As a result the gauge boson thermal width is of order $1/N_f$, similar as the fermion thermal width. On the other hand, if the gauge boson is an unstable excitation, no fermion lines need to be dressed in the gauge boson self energy to get a non-vanishing imaginary part, which is therefore of order N_f^0 ; in this case pinching poles do not lead to a further enhancement. However, in both cases there is only one gauge boson compared to N_f fermion fields. Accordingly, diagrams where the external operator couples to gauge bosons can be neglected at leading order in the large N_f expansion.

It is therefore not necessary to consider the full set of integral equations in Fig. 4; only the closed integral equation for the 4-point function where all external legs are fermionic is required. In this respect, the large N_f computation is slightly easier than the leading-log calculation in the weak-coupling limit, where two coupled integral equations for the fermion and the gauge boson contributions have to be solved simultaneously [4]. Instead it is very similar to the analysis in the $O(N)$ model in the large N limit, with the gauge boson and the bubble chain playing a similar role [15].

The individual kernels in the integral equations in Fig. 4 are obtained by cutting one line in the self energies and read

$$\begin{aligned}\Lambda_{ab;cd}(R, P) &= -\frac{e^2}{N_f} \delta_{ad} \delta_{bc} \gamma^\mu D_{\mu\nu}(R - P) \gamma^\nu, \\ \Lambda_{ab;\mu\nu}(R, P) &= \frac{e^2}{N_f} \delta_{ab} [\gamma^\mu S(R - P) \gamma^\nu + \gamma^\nu S(R - P) \gamma^\mu], \\ \Lambda_{\mu\nu;ab}(R, P) &= \frac{e^2}{N_f} \delta_{ab} [\gamma^\mu S(P - R) \gamma^\nu + \gamma^\nu S(P - R) \gamma^\mu],\end{aligned}\tag{14}$$

where R is the momentum that enters and leaves on the left and P enters and leaves on the right. To obtain a closed integral equation for the fermionic 4-point function,

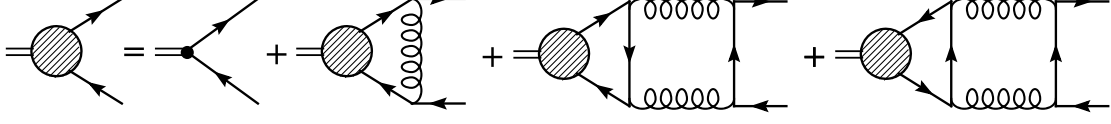


Figure 6: Integral equation for the full 3-point function.

the third equation in Fig. 4 is substituted into the first one, leading to

$$\Gamma_{ab;cd}^{(4)}(R, K) = \tilde{\Lambda}_{ab;cd}(R, K) - \oint_P \tilde{\Lambda}_{ab;a'b'}(R, P) S(P) S(P) \Gamma_{b'a';cd}^{(4)}(P, K), \quad (15)$$

with the effective kernel

$$\begin{aligned} \tilde{\Lambda}_{ab;cd}(R, P) &= \Lambda_{ab;cd}(R, P) + \frac{1}{2} \oint_L \Lambda_{ab;\mu\nu}(R, L) D_{\nu\sigma}(L) D_{\rho\mu}(L) \Lambda_{\rho\sigma;cd}(L, P) \\ &= -\frac{e^2}{N_f} \delta_{ad} \delta_{bc} \gamma^\mu D_{\mu\nu}(R - P) \gamma^\nu \\ &\quad + \frac{e^4}{N_f^2} \delta_{ab} \delta_{cd} \oint_L [\gamma^\nu S(R - L) \gamma^\mu + \gamma^\mu S(R + L) \gamma^\nu] D_{\nu\sigma}(L) D_{\rho\mu}(L) \gamma^\rho S(P - L) \gamma^\sigma. \end{aligned} \quad (16)$$

We use the notation

$$\oint_P = T \sum_n \int_{\mathbf{p}}, \quad \int_{\mathbf{p}} = \int \frac{d^3 p}{(2\pi)^3}. \quad (17)$$

where the sum runs over the corresponding Matsubara frequencies. To carry out the frequency sums, it is convenient to introduce a 3-point effective vertex $\Gamma_{ab}(P + Q, P)$ as

$$\Gamma_{ab}(P + Q, P) = \Gamma_{ab}^0(\mathbf{p}) - \oint_R S(R + Q) \Gamma_{cd}^0(\mathbf{r}) S(R) \Gamma_{cd;ab}^{(4)}(R, P; Q), \quad (18)$$

where $\Gamma_{ab}^0(\mathbf{p})$ is the bare coupling between the fermion fields and the external operator under consideration, and Q is the momentum entering the operator insertion. This yields the final integral equation we work on in the remainder of this paper (see Fig. 6)

$$\Gamma_{ab}(P + Q, P) = \Gamma_{ab}^0(\mathbf{p}) - \oint_R S(R + Q) \Gamma_{cd}(R + Q, R) S(R) \tilde{\Lambda}_{cd;ab}(R, P; Q), \quad (19)$$

with the kernel

$$\begin{aligned} \tilde{\Lambda}_{ab;cd}(R, P; Q) &= -\frac{e^2}{N_f} \delta_{ad} \delta_{bc} \gamma^\nu D_{\mu\nu}(R - P) \gamma^\mu + \frac{e^4}{N_f^2} \delta_{ab} \delta_{cd} \\ &\quad \times \oint_L [\gamma^\nu S(R - L) \gamma^\mu + \gamma^\mu S(R + L + Q) \gamma^\nu] D_{\mu\rho}(L + Q) D_{\sigma\nu}(L) \gamma^\rho S(P - L) \gamma^\sigma, \end{aligned} \quad (20)$$

A typical skeleton diagram that contributes to the shear viscosity in large N_f gauge theories is depicted in Fig. 1. Throughout the paper we drop subleading powers of N_f .

3 Quasiparticles

In this section we study the effects of the medium on the propagation of both fermions and gauge bosons at this order in the $1/N_f$ expansion. In particular, we discuss the fermionic thermal width and compute the full gauge boson self energy required at this order in the N_f limit.

3.1 Gauge boson

We choose to work with the gauge boson propagator in the generalized Coulomb gauge, so that it reads

$$D^{\mu\nu}(P) = P_T^{\mu\nu} \Delta_T(P) + g^{\mu 0} g^{\nu 0} \Delta_L(P) + \xi \frac{P^\mu P^\nu}{p^4}, \quad (21)$$

with transverse and longitudinal propagators

$$\Delta_T(P) = \frac{1}{\omega_n^2 + p^2 + \Pi_T(P)} = - \int_{-\infty}^{\infty} \frac{d\omega}{2\pi} \frac{\rho_T(\omega, \mathbf{p})}{i\omega_n - \omega}, \quad (22)$$

$$\Delta_L(P) = \frac{-1}{p^2 + \Pi_L(P)} = -\frac{1}{p^2} - \int_{-\infty}^{\infty} \frac{d\omega}{2\pi} \frac{\rho_L(\omega, \mathbf{p})}{i\omega_n - \omega}. \quad (23)$$

In this gauge the gauge boson spectral function is independent of ξ ,

$$\rho^{\mu\nu}(P) = P_T^{\mu\nu} \rho_T(P) + g^{\mu 0} g^{\nu 0} \rho_L(P). \quad (24)$$

The self energy

$$\Pi^{\mu\nu}(P) = e^2 \oint_K \text{tr} \gamma^\mu S(P+K) \gamma^\nu S(K), \quad (25)$$

is decomposed as

$$\Pi^{\mu\nu}(P) = P_T^{\mu\nu} \Pi_T(P) + \frac{P^2}{p^2} P_L^{\mu\nu} \Pi_L(P), \quad (26)$$

with the usual projectors

$$P_T^{ij} = \delta^{ij} - \hat{p}^i \hat{p}^j, \quad P_T^{\mu 0} = P_T^{0\nu} = 0, \quad P_L^{\mu\nu} = g^{\mu\nu} - \frac{P^\mu P^\nu}{P^2} + P_T^{\mu\nu}. \quad (27)$$

The transverse and longitudinal self energies are then

$$\Pi_L = -\Pi^{00}, \quad \Pi_T = -\frac{1}{2} \left(\Pi_\mu^\mu + \frac{P^2}{p^2} \Pi^{00} \right). \quad (28)$$

Since we drop subleading corrections in the $1/N_f$ expansion, and pinching poles are not an issue here, the fermionic propagators in Eq. (25) can be taken at leading order, i.e. free ones.

We need to compute both Π^{00} and Π_μ^μ . We split the self energy into vacuum and thermal parts

$$\Pi^{\mu\nu} = \Pi_{\text{vac}}^{\mu\nu} + \Pi_{\text{th}}^{\mu\nu}, \quad (29)$$

where the vacuum contribution has the usual form

$$\Pi_{\text{vac}}^{\mu\nu}(P) = (P^2 g^{\mu\nu} - P^\mu P^\nu) \Pi_{\text{vac}}(P), \quad (30)$$

with

$$\Pi_{\text{vac}}(P) = \frac{e_0^2 \mu^{-2\epsilon}}{12\pi^2} \left(\frac{1}{\epsilon} + \ln 4\pi - \gamma_E \right) + \Pi_{\text{vac}}^f(P). \quad (31)$$

We used dimensional regularization in $3 - 2\epsilon$ dimensions and e_0 is the bare coupling constant. In order to carry out the renormalization,³ we introduce the dimensionless running coupling constant in the \overline{MS} scheme

$$\frac{1}{e^2(\mu)} \equiv \frac{\mu^{2\epsilon}}{e_0^2} + \frac{1}{12\pi^2} \left(\frac{1}{\epsilon} + \ln 4\pi - \gamma_E \right). \quad (32)$$

The running coupling constant obeys the usual renormalization group equation with $\beta(e^2) = e^4/(6\pi^2)$. Renormalization is now straightforward,

$$\mu^{-2\epsilon} e_0^2 \Delta_{T/L}^{\text{bare}} = e^2(\mu) \Delta_{T/L}, \quad (33)$$

with the renormalized propagators,

$$\Delta_T = \frac{1}{-P^2(1 + \Pi_{\text{vac}}^f) + \Pi_T^{\text{th}}}, \quad \Delta_L = \frac{-1}{p^2(1 + \Pi_{\text{vac}}^f) + \Pi_L^{\text{th}}}. \quad (34)$$

We note here that the product $e^2(\mu) \Delta_{T/L}$ is renormalization group invariant. As is well known, the theory has a Landau pole at the scale $\Lambda_L = \mu e^{6\pi^2/e^2(\mu)}$. The largest scale in the problem, either the temperature or the mass, has to be reasonably well

³For renormalization of 2PI effective actions beyond what is needed here, see Ref. [17].

below the Landau scale. This imposes a restriction on the allowed values of the coupling constant. Although the results are renormalization group invariant, in order to present them numerically we have to choose a scale. To facilitate a comparison between our results and the ones obtained for massless fermions in kinetic theory [3], we take $\mu = \mu_{\text{DR}} = \pi e^{-\gamma_E} T$.

The real part of the finite piece at zero temperature reads

$$\begin{aligned} \text{Re } \Pi_{\text{vac}}^f(P) = \frac{e^2}{12\pi^2} \Bigg\{ & [\Theta(P^2 - 4m^2) + \Theta(-P^2)] \left(1 + \frac{2m^2}{P^2}\right) \beta(P) \ln \left| \frac{1 - \beta(P)}{1 + \beta(P)} \right| \\ & - 2\Theta(4m^2 - P^2)\Theta(P^2) \left(1 + \frac{2m^2}{P^2}\right) B(P) \arctan \frac{1}{B(P)} \\ & + \frac{4m^2}{P^2} - \ln \frac{m^2}{\mu^2} + \frac{5}{3} \Bigg\}, \end{aligned} \quad (35)$$

where

$$\beta(P) = \sqrt{1 - \frac{4m^2}{P^2}}, \quad B(P) = \sqrt{\frac{4m^2}{P^2} - 1}. \quad (36)$$

We now consider the thermal piece. For the real parts we find

$$\text{Re } \Pi_{\mu R, \text{th}}^\mu(P) = -\frac{4e^2}{\pi^2} \int_0^\infty dk \frac{k^2}{\omega_{\mathbf{k}}} n_F(\omega_{\mathbf{k}}) \left[1 + \frac{P^2 + 2m^2}{8kp} \ln \left| \frac{(k + p_+)(k + p_-)}{(k - p_+)(k - p_-)} \right| \right], \quad (37)$$

$$\begin{aligned} \text{Re } \Pi_{R, \text{th}}^{00}(P) = & -\frac{2e^2}{\pi^2} \int_0^\infty dk \frac{k^2}{\omega_{\mathbf{k}}} n_F(\omega_{\mathbf{k}}) \left[1 + \frac{P^2 + 4\omega_{\mathbf{k}}^2}{8kp} \ln \left| \frac{(k + p_+)(k + p_-)}{(k - p_+)(k - p_-)} \right| \right. \\ & \left. - \frac{p^0 \omega_{\mathbf{k}}}{2pk} \ln \left| \frac{(P^2 - 2p^0 \omega_{\mathbf{k}} - 2pk)(P^2 + 2p^0 \omega_{\mathbf{k}} + 2pk)}{(P^2 - 2p^0 \omega_{\mathbf{k}} + 2pk)(P^2 + 2p^0 \omega_{\mathbf{k}} - 2pk)} \right| \right], \end{aligned} \quad (38)$$

where $p_\pm = \frac{1}{2}[p \pm p^0 \beta(P)]$. The remaining one-dimensional integrals can be done numerically. The imaginary parts, including the vacuum contribution, can be computed explicitly and read⁴

$$\begin{aligned} \text{Im } \Pi_{\mu R, \text{th}}^\mu(P) = \frac{e^2}{4\pi} (P^2 + 2m^2) \Bigg\{ & \Theta(P^2 - 4m^2) \left[\beta(P) + \frac{2T}{p} \ln \frac{1 + e^{-\bar{p}_+/T}}{1 + e^{-\bar{p}_-/T}} \right] \\ & + \Theta(-P^2) \frac{2T}{p} \ln \frac{1 + e^{-\bar{p}_+/T}}{1 + e^{-\bar{p}_-/T}} \Bigg\}, \end{aligned} \quad (39)$$

$$\text{Im } \Pi_{R, \text{th}}^{00}(P) = -\frac{e^2 T^2}{\pi} \Theta(P^2 - 4m^2) \Bigg\{ \beta(P) \frac{P^2 + 2m^2}{12P^2} \frac{p^2}{T^2} + \frac{m^2}{P^2} \frac{p}{T} \ln \frac{1 + e^{-\bar{p}_+/T}}{1 + e^{-\bar{p}_-/T}} \Bigg\}$$

⁴ The arguments of the polylogarithmic functions $\text{Li}_n(z)$ are chosen such that they lie between -1 and 0 for positive p^0 .

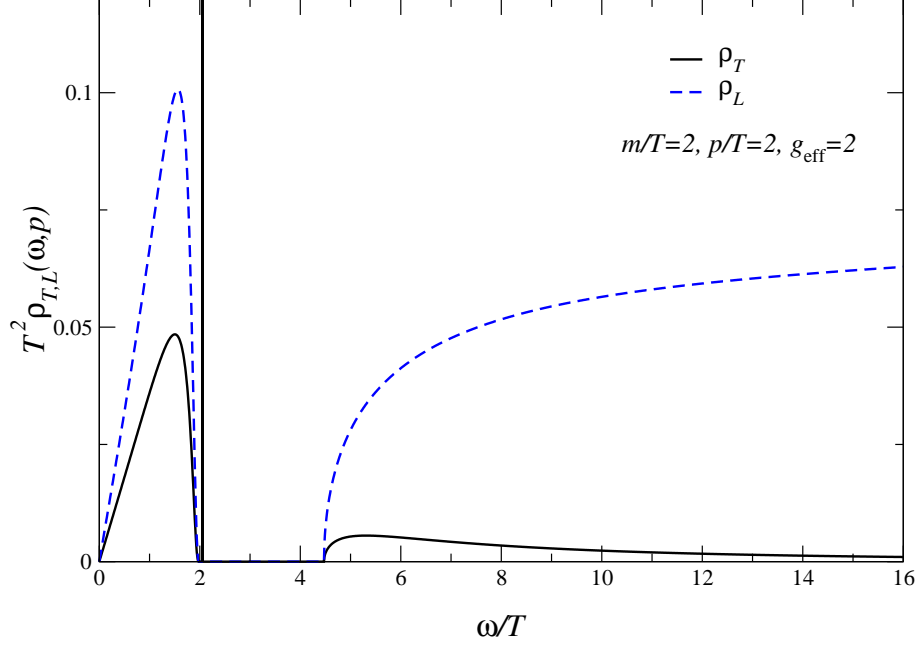


Figure 7: Transverse and longitudinal spectral functions $\rho_{T,L}(\omega, p)$ for $p/T = 2$, $m/T = 2$ and $g_{\text{eff}} = e = 2$. For these parameters, the transverse gauge boson is a stable quasiparticle at $\omega_T/T = 2.05$, indicated with the vertical line.

$$\begin{aligned}
& +\beta(P) \left[\text{Li}_2(-e^{-\bar{p}+/T}) + \text{Li}_2(-e^{-\bar{p}-/T}) \right] + \frac{2T}{p} \left[\text{Li}_3(-e^{-\bar{p}+/T}) - \text{Li}_3(-e^{-\bar{p}-/T}) \right] \Big\} \\
& -\frac{e^2 T^2}{\pi} \Theta(-P^2) \left\{ \frac{m^2}{P^2} \frac{p}{T} \ln \frac{1 + e^{-\bar{p}+/T}}{1 + e^{\bar{p}-/T}} + \beta(P) \left[\text{Li}_2(-e^{-\bar{p}+/T}) - \text{Li}_2(-e^{\bar{p}-/T}) \right] \right. \\
& \quad \left. + \frac{2T}{p} \left[\text{Li}_3(-e^{-\bar{p}+/T}) - \text{Li}_3(-e^{\bar{p}-/T}) \right] \right\}, \tag{40}
\end{aligned}$$

where $\bar{p}_{\pm} = \frac{1}{2} [p^0 \pm p\beta(P)]$.

The resulting transverse and longitudinal spectral densities are shown in Figs. 7 and 8. The propagating transverse and longitudinal modes, $\omega_{T/L}(p)$, are determined from the poles of the corresponding propagators in Eq. (34). For the specific parameters chosen in Figs. 7 and 8, the transverse gauge boson is stable in the first case and a resonance in the second. In both cases the longitudinal gauge boson does not propagate.

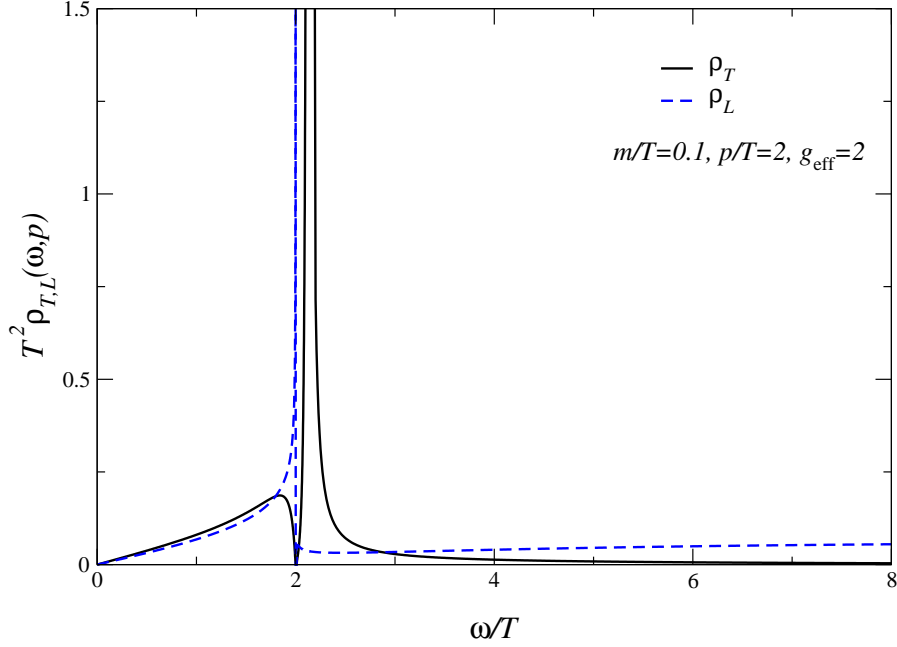


Figure 8: As in Fig. 7, with $m/T = 0.1$. In this case the transverse gauge boson is a resonance in the continuum at $\omega_T/T = 2.13$.

3.2 Fermion

The fermionic propagator is

$$S(P) = \frac{-1}{i\tilde{\omega}_n \gamma^0 - \boldsymbol{\gamma} \cdot \mathbf{p} - m - \Sigma(P)} = - \int_{-\infty}^{\infty} \frac{d\omega}{2\pi} \frac{\rho_F(\omega, \mathbf{p})}{i\tilde{\omega}_n - \omega}, \quad (41)$$

where $\tilde{\omega}_n = (2n+1)\pi T$ ($n \in \mathbb{Z}$) is a fermionic Matsubara frequency and $\rho_F(\omega, \mathbf{p})$ the spectral density of the fermion. The self energy can be decomposed as

$$\Sigma(P) = \gamma^0 \Sigma^0(P) + \boldsymbol{\gamma} \cdot \hat{\mathbf{p}} \Sigma^s(P) + \Sigma^m(P), \quad (42)$$

such that the retarded electron propagator reads

$$S_R(P) = - \frac{\gamma^0 [p^0 - \Sigma_R^0(P)] - \boldsymbol{\gamma} \cdot \hat{\mathbf{p}} [p + \Sigma_R^s(P)] + [m + \Sigma_R^m(P)]}{[p^0 - \Sigma_R^0(P)]^2 - [p + \Sigma_R^s(P)]^2 - [m + \Sigma_R^m(P)]^2}. \quad (43)$$

The poles of the retarded propagator at $p^0 = E_{\mathbf{p}} - i\Gamma_{\mathbf{p}}/2$ determine the properties of the quasiparticle excitations of the system. The self energy is

$$\Sigma(P) = - \frac{e^2}{N_f} \not\!\!\!\int_R \gamma^\mu S(R) \gamma^\nu D_{\mu\nu}(R - P), \quad (44)$$

and we find

$$E_{\mathbf{p}} = \pm \omega_{\mathbf{p}} + \mathcal{O}\left(\frac{1}{N_f}\right), \quad \Gamma_{\mathbf{p}} = -\frac{\text{Im} \Sigma_R^{\text{sc}}(P)}{p^0} \Big|_{p^0 = \pm \omega_{\mathbf{p}}} + \mathcal{O}\left(\frac{1}{N_f^2}\right), \quad (45)$$

with $\omega_{\mathbf{p}} = \sqrt{p^2 + m^2}$ and

$$\Sigma_R^{\text{sc}}(P) \equiv 2 [p^0 \Sigma_R^0(P) + p \Sigma_R^p(P) + m \Sigma_R^m(P)] = \frac{1}{2} \text{tr} \Sigma_R(P) (\not{P} + m). \quad (46)$$

The retarded and advanced propagators then simplify to

$$S_{R/A}(P) = -\frac{\not{P} + m}{P^2 - m^2 - i \text{Im} \Sigma_{R/A}^{\text{sc}}(P)}, \quad (47)$$

and the corresponding spectral density is

$$\rho_F(P) = (\not{P} + m) \frac{-2 \text{Im} \Sigma_R^{\text{sc}}(P)}{[p_0^2 - \omega_{\mathbf{p}}^2]^2 + [\text{Im} \Sigma_R^{\text{sc}}(P)]^2}. \quad (48)$$

In the large N_f limit, this reduces to the spectral density of a free fermion,

$$\rho_F(P) = (\not{P} + m) \rho(P) = (\not{P} + m) 2\pi \text{sgn}(p^0) \delta(P^2 - m^2). \quad (49)$$

Nonetheless, whenever a pair of propagators with pinching poles is present, the large N_f limit of the product of a retarded and an advanced propagator is

$$S_R(P) \gamma^\mu S_A(P) = (\not{P} + m) \gamma^\mu (\not{P} + m) \frac{\rho(P)}{2p^0 \Gamma_{\mathbf{p}}} + \mathcal{O}(N_f^0). \quad (50)$$

It remains to give the explicit expression for the thermal width. Combining Eqs. (44, 46) we find, after doing the Matsubara frequency sum using spectral representations, performing the analytic continuation and taking the trace,

$$\begin{aligned} \text{Im tr} \Sigma_R(P) (\not{P} + m) &= -\frac{2e^2}{N_f} \int_R [n_F(r^0) + n_B(r^0 - p^0)] \rho(R) \\ &\times \left\{ 2\rho_T(R - P) [r^0 p^0 - m^2 - \mathbf{r} \cdot \hat{\mathbf{k}} \mathbf{p} \cdot \hat{\mathbf{k}}] + \rho_L(R - P) [r^0 p^0 + m^2 + \mathbf{r} \cdot \mathbf{p}] \right\}, \end{aligned} \quad (51)$$

where $\mathbf{k} = \mathbf{r} - \mathbf{p}$. Since only the spectral density of the gauge boson propagator contributes to the thermal width, this is explicitly independent of the gauge fixing parameter.

We proceed by introducing $k = |\mathbf{r} - \mathbf{p}|$ as

$$1 = \int_0^\infty dk \delta(k - |\mathbf{r} - \mathbf{p}|) = \int_{|r-p|}^{r+p} dk \frac{k}{rp} \delta(\cos \theta_{pr} - z_{pr}), \quad (52)$$

where $\cos \theta_{pr} = \hat{\mathbf{p}} \cdot \hat{\mathbf{r}}$ is the cosine of the angle between \mathbf{p} and \mathbf{r} and

$$z_{pr} = \frac{r^2 + p^2 - k^2}{2rp}. \quad (53)$$

The integral over r^0 is performed using $\rho(R)$ and the one over θ_{pr} using the delta function introduced above. After that, the final result for the thermal width reads

$$\begin{aligned} \Gamma_{\mathbf{p}} = & \frac{e^2}{8N_f \pi^2 p \omega_{\mathbf{p}}} \int_0^\infty dr \frac{r}{\omega_{\mathbf{r}}} \int_{|r-p|}^{r+p} dk k \\ & \times \left\{ [n_F(\omega_{\mathbf{r}}) + n_B(\omega_{\mathbf{r}} + \omega_{\mathbf{p}})] [2c_T^+ \rho_T(\omega_{\mathbf{r}} + \omega_{\mathbf{p}}, k) - c_L^+ \rho_L(\omega_{\mathbf{r}} + \omega_{\mathbf{p}}, k)] \right. \\ & \left. - [n_F(\omega_{\mathbf{r}}) + n_B(\omega_{\mathbf{r}} - \omega_{\mathbf{p}})] [2c_T^- \rho_T(\omega_{\mathbf{r}} - \omega_{\mathbf{p}}, k) - c_L^- \rho_L(\omega_{\mathbf{r}} - \omega_{\mathbf{p}}, k)] \right\}, \quad (54) \end{aligned}$$

with

$$c_T^\pm = \pm \omega_{\mathbf{r}} \omega_{\mathbf{p}} + \frac{pr}{k^2} (r - pz_{pr})(p - rz_{pr}) + m^2, \quad c_L^\pm = \mp \omega_{\mathbf{r}} \omega_{\mathbf{p}} + pr z_{pr} + m^2. \quad (55)$$

It should be noted that the thermal width as it is written here is not defined, due to the divergent contribution from soft quasistatic transverse gauge bosons [18, 19]. However, in the application to transport coefficients this contribution cancels against part of the ladder diagrams. This has been analyzed in detail in the weak coupling limit in Refs. [4, 5].

4 Shear viscosity

We are now ready to compute the shear viscosity. It is obtained from the effective one-loop diagram (see Fig. 9)

$$G_{\pi\pi}(Q) = - \not{\int}_P \text{tr} S(P+Q) \Gamma^{ij}(P+Q, P) S(P) \Gamma_0^{ij}(\mathbf{p}), \quad (56)$$

where $Q = (i\omega_q, \mathbf{0})$ is the momentum that enters from the left. The coupling between the external operator and two fermionic fields is $\Gamma_0^{ij}(\mathbf{p}) = p T^{ij}[\boldsymbol{\gamma}, \hat{\mathbf{p}}]$, with

$$T^{ij}[\boldsymbol{\gamma}, \hat{\mathbf{p}}] = \frac{1}{2} (\gamma^i \hat{p}^j + \gamma^j \hat{p}^i) - \frac{1}{3} \delta^{ij} \boldsymbol{\gamma} \cdot \hat{\mathbf{p}}. \quad (57)$$

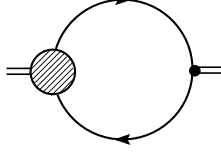


Figure 9: Effective one-loop diagram contributing to the shear viscosity.

In order to carry out the sum over Matsubara frequencies, we use the method described in Ref. [4]. From the analytic properties of the propagators and the structure of the integral equation, it follows that the effective vertex $\Gamma^{ij}(P+Q, P)$ has cuts along $\text{Im}(p^0) = 0$ and $\text{Im}(p^0 + q^0) = 0$. As is usually the case [4, 5, 15], in the pinching pole limit only one particular analytic continuation of the effective vertex is required. At leading order in the $1/N_f$ expansion we arrive at

$$\lim_{q^0 \rightarrow 0} \rho_{\pi\pi}(q^0, \mathbf{0}) = -2q^0 N_f \int_P n'_F(p^0) \text{Re tr } S_R(P) \Gamma^{ij}(p^0 + i0, p^0 - i0; \mathbf{p}) S_A(P) \Gamma_0^{ij}(\mathbf{p}). \quad (58)$$

Using now Eq. (50) for the product of the retarded and the advanced Green functions, the viscosity reads

$$\eta = -\frac{N_f}{20} \int_P n'_F(p^0) \frac{\rho(P)}{p^0 \Gamma_{\mathbf{p}}} \text{Re tr } (\not{P} + m) \Gamma^{ij}(p^0 + i0, p^0 - i0; \mathbf{p}) (\not{P} + m) \Gamma_0^{ij}(\mathbf{p}). \quad (59)$$

Due to the pinching poles, the momentum in the loop is forced onshell: $p^0 = \pm\omega_{\mathbf{p}}$. We may therefore decompose $\not{P} + m$ into spinors according to

$$\not{P} + m \Big|_{p^0=\omega_{\mathbf{p}}} = \sum_{\lambda=1}^2 u_{\lambda}(\mathbf{p}) \bar{u}_{\lambda}(\mathbf{p}), \quad \not{P} + m \Big|_{p^0=-\omega_{\mathbf{p}}} = -\sum_{\lambda=1}^2 v_{\lambda}(-\mathbf{p}) \bar{v}_{\lambda}(-\mathbf{p}), \quad (60)$$

and associate the spinors with the effective vertex Γ^{ij} as

$$\begin{aligned} & \text{Re } \bar{u}_{\lambda}(\mathbf{p}) \Gamma^{ij}(\omega_{\mathbf{p}}, \omega_{\mathbf{p}}; \mathbf{p}) u_{\lambda}(\mathbf{p}) \\ &= \text{Re } \bar{v}_{\lambda}(-\mathbf{p}) \Gamma^{ij}(-\omega_{\mathbf{p}}, -\omega_{\mathbf{p}}; \mathbf{p}) v_{\lambda}(-\mathbf{p}) = 2p^2 T^{ij}[\hat{\mathbf{p}}, \hat{\mathbf{p}}] \mathcal{D}(p). \end{aligned} \quad (61)$$

An equivalent expression for the resulting scalar vertex $\mathcal{D}(p)$ is

$$\mathcal{D}(p) = \frac{3}{8p^2} \text{Re tr } \Gamma^{ij}(p^0 + i0, p^0 - i0; \mathbf{p}) (\not{P} + m) T^{ij}[\hat{\mathbf{p}}, \hat{\mathbf{p}}] \Big|_{p^0=\pm\omega_{\mathbf{p}}}. \quad (62)$$

The normalization is such that for the bare vertex $\Gamma_0^{ij}(\mathbf{p})$ this yields $\mathcal{D}(p) = 1$. It is then straightforward to obtain⁵

$$\eta = -\frac{4N_f}{15} \int_{\mathbf{p}} \frac{p^2}{\omega_{\mathbf{p}}} n'_F(\omega_{\mathbf{p}}) \chi(p) = -\frac{2N_f}{15\pi^2} \int_0^\infty dp \frac{p^4}{\omega_{\mathbf{p}}} n'_F(\omega_{\mathbf{p}}) \chi(p), \quad (63)$$

where

$$\chi(p) = \frac{p^2}{\omega_{\mathbf{p}}} \frac{\mathcal{D}(p)}{\Gamma_{\mathbf{p}}}. \quad (64)$$

4.1 Integral equation

From the integral equation (19), we now obtain an integral equation for the effective vertex $\mathcal{D}(p)$. To do the frequency sums we proceed as before (see Ref. [15] for more details in a similar computation). We find

$$\begin{aligned} \mathcal{D}(p) = 1 &+ \int_R [n_B(r^0 - p^0) + n_F(r^0)] \frac{r^2}{p^2} P_2(\hat{\mathbf{p}} \cdot \hat{\mathbf{r}}) \frac{\rho(R)}{2r^0 \Gamma_{\mathbf{r}}} \mathcal{D}(r) \Lambda_{\text{line}}(R, P) \\ &+ \int_R [n_B(r^0 - p^0) + n_F(r^0)] \frac{r^2}{p^2} P_2(\hat{\mathbf{p}} \cdot \hat{\mathbf{r}}) \frac{\rho(R)}{2r^0 \Gamma_{\mathbf{r}}} \mathcal{D}(r) \Lambda_{\text{box1}}(R, P) \\ &+ \int_R [n_B(r^0 + p^0) + n_F(r^0)] \frac{r^2}{p^2} P_2(\hat{\mathbf{p}} \cdot \hat{\mathbf{r}}) \frac{\rho(R)}{2r^0 \Gamma_{\mathbf{r}}} \mathcal{D}(r) \Lambda_{\text{box2}}(R, P), \end{aligned} \quad (65)$$

where here and below $p^0 = \pm \omega_{\mathbf{p}}$. The three contributions arise from the line diagram and the two box diagrams respectively. The second Legendre polynomial $P_2(x) = (3x^2 - 1)/2$ originates from

$$T^{ij}[\hat{\mathbf{r}}, \hat{\mathbf{r}}] T^{ij}[\hat{\mathbf{p}}, \hat{\mathbf{p}}] = \frac{2}{3} P_2(\hat{\mathbf{p}} \cdot \hat{\mathbf{r}}). \quad (66)$$

⁵ A different route to arrive at these expressions is as follows. Inspection of the integral equation shows that in the pinching pole limit the effective vertex remains linear in the γ -matrices and the identity and can be taken traceless. It can therefore be decomposed as

$$\Gamma^{ij}(P) = A(P) p T^{ij}[\gamma, \hat{\mathbf{p}}] + T^{ij}[\hat{\mathbf{p}}, \hat{\mathbf{p}}] \{B(P) \gamma \cdot \mathbf{p} + C(P) \gamma^0 p^0 + D(P) m\},$$

with 4 independent scalar functions A, B, C and D . However, an analysis of the integral equation with this decomposition shows that only one linear combination of those four functions enters in the final scalar equation, namely

$$\mathcal{D}(p) = \frac{1}{p^2} \text{Re} \{ p^2 [A(p) + B(p) + C(p)] + m^2 [C(p) + D(p)] \} \Big|_{p^0 = \pm \omega_{\mathbf{p}}},$$

as expected from the spinor decomposition.

The three kernels read

$$\begin{aligned}
\Lambda_{\text{line}}(R, P) &= \frac{e^2}{2N_f} \text{tr} [\gamma^\mu (\not{R} + m) \gamma^\nu (\not{P} + m)] \rho_{\mu\nu}(R - P), \\
\Lambda_{\text{box1}}(R, P) &= \frac{e^4}{2N_f} \int_L [n_F(l^0 - r^0) - n_F(l^0 - p^0)] D_{\rho\mu}^R(L) D_{\nu\sigma}^A(L) \\
&\quad \times \text{tr} [\gamma^\mu (\not{R} + m) \gamma^\nu \rho_F(R - L)] \text{tr} [\gamma^\rho \rho_F(P - L) \gamma^\sigma (\not{P} + m)], \\
\Lambda_{\text{box2}}(R, P) &= \frac{e^4}{2N_f} \int_L [n_F(l^0 + r^0) - n_F(l^0 - p^0)] D_{\rho\mu}^R(L) D_{\nu\sigma}^A(L) \\
&\quad \times \text{tr} [\gamma^\nu (\not{R} + m) \gamma^\mu \rho_F(R + L)] \text{tr} [\gamma^\rho \rho_F(P - L) \gamma^\sigma (\not{P} + m)]. \quad (67)
\end{aligned}$$

Using Eq. (49) for the fermionic spectral functions, it is easy to see that under a changes of variables $R \rightarrow -R$, the contribution from the second box diagram becomes identical to the first one. We can then write

$$\mathcal{D}(p) = 1 + \int_R [n_B(r^0 - p^0) + n_F(r^0)] \frac{r^2}{p^2} P_2(\hat{\mathbf{p}} \cdot \hat{\mathbf{r}}) \frac{\rho(R)}{2r^0 \Gamma_{\mathbf{r}}} \mathcal{D}(r) \Lambda(R, P), \quad (68)$$

with

$$\begin{aligned}
\Lambda(R, P) &= \frac{e^2}{2N_f} \text{tr} [\gamma^\mu (\not{R} + m) \gamma^\nu (\not{P} + m)] \rho_{\mu\nu}(R - P) \\
&\quad + \frac{e^4}{N_f} \int_L [n_F(p^0 - l^0) - n_F(r^0 - l^0)] \rho(P - L) \rho(R - L) D_{\rho\mu}^R(L) D_{\nu\sigma}^A(L) \\
&\quad \times \text{tr} [\gamma^\mu (\not{R} + m) \gamma^\nu (\not{R} - \not{L} + m)] \text{tr} [\gamma^\rho (\not{P} - \not{L} + m) \gamma^\sigma (\not{P} + m)]. \quad (69)
\end{aligned}$$

In terms of the function $\chi(p)$ defined in Eq. (64) the integral equation reads

$$\omega_{\mathbf{p}} \Gamma_{\mathbf{p}} \chi(p) = p^2 + \frac{1}{2} \int_R [n_B(r^0 - p^0) + n_F(r^0)] P_2(\hat{\mathbf{p}} \cdot \hat{\mathbf{r}}) \frac{\omega_{\mathbf{r}}}{r^0} \chi(r) \rho(R) \Lambda(R, P), \quad (70)$$

where $p^0 = \pm \omega_{\mathbf{p}}$. Upon solving it for $\chi(p)$, we obtain the shear viscosity from Eq. (63).

4.2 Variational approach

Since the integral equation looks prohibitively difficult to solve analytically, we proceed to formulate it as a variational problem, which gives a convenient formulation for finding a numerical solution [1, 15].

After multiplying Eq. (70) with

$$\frac{p^2}{\omega_{\mathbf{p}}} n'_F(\omega_{\mathbf{p}}), \quad (71)$$

the integral equation can be written as

$$\mathcal{F}(p)\chi(p) = \mathcal{S}(p) + \int_0^\infty dr \mathcal{H}(p, r)\chi(r), \quad (72)$$

with

$$\mathcal{F}(p) = p^2 n'_F(\omega_{\mathbf{p}}) \Gamma_{\mathbf{p}}, \quad \mathcal{S}(p) = \frac{p^4}{\omega_{\mathbf{p}}} n'_F(\omega_{\mathbf{p}}), \quad (73)$$

and a symmetric kernel, $\mathcal{H}(p, r) = \mathcal{H}(r, p)$, whose explicit form is presented below. Since \mathcal{H} is symmetric, Eq. (72) can be derived by extremizing the functional

$$Q[\chi] = \int_0^\infty dp \left[\mathcal{S}(p)\chi(p) - \frac{1}{2} \mathcal{F}(p)\chi^2(p) + \frac{1}{2} \int_0^\infty dr \mathcal{H}(p, r)\chi(r)\chi(p) \right]. \quad (74)$$

The viscosity is then given by the extremum of the functional

$$\eta = -\frac{4N_f}{15\pi^2} Q[\chi = \chi_{\text{ext}}]. \quad (75)$$

In the rest of this section we explicitly evaluate $\mathcal{H}(p, r)$.

We separately compute the single line diagram and the box diagram, $\mathcal{H} = \mathcal{H}_{\text{line}} + \mathcal{H}_{\text{box}}$. We start with the diagram containing the single line. Proceeding as we did in the calculation of the thermal width, we arrive at⁶

$$\begin{aligned} \mathcal{H}_{\text{line}}(p, r) = & -\frac{e^2}{8N_f\pi^2} n'_F(\omega_{\mathbf{p}}) \frac{p}{\omega_{\mathbf{p}}} \frac{r}{\omega_{\mathbf{r}}} \int_{|r-p|}^{r+p} dk k P_2(z_{pr}) \\ & \times \left\{ [n_F(\omega_{\mathbf{r}}) + n_B(\omega_{\mathbf{r}} + \omega_{\mathbf{p}})] [2c_T^+ \rho_T(\omega_{\mathbf{r}} + \omega_{\mathbf{p}}, k) - c_L^+ \rho_L(\omega_{\mathbf{r}} + \omega_{\mathbf{p}}, k)] \right. \\ & \left. + [n_F(\omega_{\mathbf{r}}) + n_B(\omega_{\mathbf{r}} - \omega_{\mathbf{p}})] [2c_T^- \rho_T(\omega_{\mathbf{r}} - \omega_{\mathbf{p}}, k) - c_L^- \rho_L(\omega_{\mathbf{r}} - \omega_{\mathbf{p}}, k)] \right\}. \end{aligned} \quad (76)$$

The coefficients $c_{T/L}^\pm$ were already defined in Eq. (55). The contribution from the line diagram is ξ independent for the same reason as the thermal width. Using similar properties of the distribution functions as discussed in Ref. [15], it is straightforward to verify that $\mathcal{H}_{\text{line}}$ is symmetric under exchange of p and r .

⁶In Ref. [15], the first term in Eqs. (5.17) and (5.32) is written with the wrong sign.

For the contribution from the box diagrams we work out the traces and contractions in Eq. (69). After a bit of algebra we find⁷

$$\begin{aligned}
& D_{\rho\mu}^R(L) D_{\nu\sigma}^A(L) \text{tr} [\gamma^\mu (\not{R} + m) \gamma^\nu (\not{R} - \not{L} + m)] \text{tr} [\gamma^\rho (\not{P} - \not{L} + m) \gamma^\sigma (\not{P} + m)] \\
&= \Delta_L^R(L) \Delta_L^A(L) (2r_0^2 - r^0 l^0 - \mathbf{r} \cdot \mathbf{l}) (2p_0^2 - p^0 l^0 - \mathbf{p} \cdot \mathbf{l}) \\
&+ 2\text{Re}[\Delta_T^R(L) \Delta_L^A(L)] (2r^0 - l^0) (2p^0 - l^0) (\mathbf{p} \cdot \mathbf{r} - \mathbf{p} \cdot \hat{\mathbf{l}} \mathbf{r} \cdot \hat{\mathbf{l}}) \\
&+ 2\Delta_T^R(L) \Delta_T^A(L) \left[R \cdot L P \cdot L - P \cdot L (r^2 - (\mathbf{r} \cdot \hat{\mathbf{l}})^2) - R \cdot L (p^2 - (\mathbf{p} \cdot \hat{\mathbf{l}})^2) \right. \\
&\quad \left. + 2 (\mathbf{p} \cdot \mathbf{r} - \mathbf{p} \cdot \hat{\mathbf{l}} \mathbf{r} \cdot \hat{\mathbf{l}})^2 \right] \\
&+ \frac{1}{l^4} (2R \cdot L - L^2) (2P \cdot L - L^2) \left[2\xi (\mathbf{p} \cdot \mathbf{r} - \mathbf{p} \cdot \hat{\mathbf{l}} \mathbf{r} \cdot \hat{\mathbf{l}}) \text{Re}\Delta_T^R(L) \right. \\
&\quad \left. + 2\xi r^0 p^0 \text{Re}\Delta_L^R(L) + \frac{\xi^2}{l^4} R \cdot L P \cdot L \right]. \tag{77}
\end{aligned}$$

The terms that depend on the gauge fixing parameter ξ are proportional to $2P \cdot L - L^2$. These terms are accompanied by the Dirac delta function $\rho(P - L)$ (see Eq. (69)), which for onshell momentum P causes this factor to vanish. Since this was the last piece that depended on the gauge boson propagator, we find that the viscosity is gauge fixing independent, as it should obviously be.

To proceed further, we consider the 8-dimensional integral over R and L in Eqs. (70,69). The cosine of the angle between \mathbf{p} and \mathbf{l} is denoted as $\cos \theta_{pl}$, between \mathbf{r} and \mathbf{l} as $\cos \theta_{rl}$, and the azimuthal angle between the \mathbf{p}, \mathbf{l} plane and the \mathbf{r}, \mathbf{l} plane as ϕ . We specialize to $p^0 = \omega_{\mathbf{p}}$. The 8-dimensional integral can then be written as

$$\frac{2\pi}{(2\pi)^8} \int_0^\infty dr r^2 \int_{-\infty}^\infty dr^0 \int_0^\infty dl l^2 \int_{-\infty}^\infty dl^0 \int_{-1}^1 d\cos \theta_{pl} \int_{-1}^1 d\cos \theta_{rl} \int_0^{2\pi} d\phi. \tag{78}$$

The integration over $\cos \theta_{pl}$ will be performed using the delta functions in $\rho(P - L)$, the one over $\cos \theta_{rl}$ using $\rho(R - L)$ and that over r^0 using $\rho(R)$. The product of the three spectral functions yields a set of constraints, since

$$\begin{aligned}
\rho(R) \rho(P - L) \rho(R - L) \Big|_{p^0 = \omega_{\mathbf{p}}} &\sim \sum_{s_i = \pm} \delta(r^0 + s_1 \omega_{\mathbf{r}}) \delta(\omega_{\mathbf{p}} - l^0 + s_2 \omega_{\mathbf{p}-\mathbf{l}}) \delta(r^0 - l^0 - s_3 \omega_{\mathbf{r}-\mathbf{l}}) \\
&\sim \sum_{s_i = \pm} \delta(\omega_{\mathbf{p}} + s_1 \omega_{\mathbf{r}} + s_2 \omega_{\mathbf{p}-\mathbf{l}} + s_3 \omega_{\mathbf{r}-\mathbf{l}}). \tag{79}
\end{aligned}$$

⁷In Appendix B of Ref. [3], the factor $\text{Re} \Delta_T^R \Delta_L^A$ appears written erroneously as $|\Delta_T^R \Delta_L^A|$.

Out of the eight combinations, only three can contribute for kinematical reasons, namely those corresponding to $2 \leftrightarrow 2$ processes. We treat these three cases separately and write

$$\mathcal{H}_{\text{box}} = \mathcal{H}_{\text{box}}^{(1)} + \mathcal{H}_{\text{box}}^{(2)} + \mathcal{H}_{\text{box}}^{(3)}. \quad (80)$$

1. $(s_1, s_2, s_3) = (-, +, -)$. The cosines are $\cos \theta_{pl} = z_{pl}$, $\cos \theta_{rl} = z_{rl}^-$, where

$$z_{pl} = \frac{l^2 - l_0^2}{2pl} + \frac{\omega_{\mathbf{p}} l^0}{pl}, \quad z_{rl}^{s_1} = \frac{l^2 - l_0^2}{2rl} - s_1 \frac{\omega_{\mathbf{r}} l^0}{rl}. \quad (81)$$

The constraints from the spectral functions can be satisfied provided

$$l^0 > \sqrt{l^2 + 4M^2}, \quad |l_-| < p, r < |l_+|, \quad (82)$$

where we use again the notation

$$l_{\pm} = \frac{1}{2} [l \pm l^0 \beta(L)], \quad \beta(L) = \sqrt{1 - \frac{4M^2}{L^2}}. \quad (83)$$

The angle ϕ appears both in expression (77) and in $P_2(\hat{\mathbf{p}} \cdot \hat{\mathbf{r}})$ in Eq. (70), since

$$\hat{\mathbf{p}} \cdot \hat{\mathbf{r}} = \sin \theta_{pl} \sin \theta_{rl} \cos \phi + \cos \theta_{pl} \cos \theta_{rl}. \quad (84)$$

Performing the integral over ϕ yields an expression of the form

$$c_{LL} |\Delta_L^R(L)|^2 + c_{TL} \text{Re} \Delta_T^R(L) \Delta_L^A(L) + c_{TT} |\Delta_T^R(L)|^2, \quad (85)$$

with

$$\begin{aligned} c_{LL} &= \frac{1}{4} [L^2 + 4\omega_{\mathbf{p}}(\omega_{\mathbf{p}} - l^0)] [L^2 + 4\omega_{\mathbf{r}}(\omega_{\mathbf{r}} + s_1 l^0)] \phi_0(\cos \theta_{pl}, \cos \theta_{rl}), \\ c_{TL} &= pr(2\omega_{\mathbf{p}} - l^0) (-2s_1 \omega_{\mathbf{r}} - l^0) \phi_1(\cos \theta_{pl}, \cos \theta_{rl}), \\ c_{TT} &= \frac{L^2}{2} (L^2 - 2p^2 \sin^2 \theta_{pl} - 2r^2 \sin^2 \theta_{rl}) \phi_0(\cos \theta_{pl}, \cos \theta_{rl}) \\ &\quad + 4p^2 r^2 \phi_2(\cos \theta_{pl}, \cos \theta_{rl}), \end{aligned} \quad (86)$$

where

$$\phi_n(\cos \theta_{pl}, \cos \theta_{rl}) = \int_0^{2\pi} \frac{d\phi}{2\pi} P_2(\cos \theta_{pr}) (\cos \theta_{pr} - \cos \theta_{pl} \cos \theta_{rl})^n. \quad (87)$$

The explicit expressions we need are

$$\begin{aligned}
\phi_0(x, y) &= P_2(x)P_2(y), \\
\phi_1(x, y) &= \frac{3}{2}xy(x^2 - 1)(y^2 - 1), \\
\phi_2(x, y) &= \frac{1}{16}(x^2 - 1)(y^2 - 1)(5 - 9x^2 - 9y^2 + 21x^2y^2).
\end{aligned} \tag{88}$$

Multiplying the resulting expression with Eq. (71) we can read off the first contribution to $\mathcal{H}(p, r)$ from the box diagram:

$$\begin{aligned}
\mathcal{H}_{\text{box}}^{(1)}(p, r) &= \frac{1}{8\pi^3} \frac{e^4}{N_f} \frac{p}{\omega_{\mathbf{p}}} \frac{r}{\omega_{\mathbf{r}}} n'_F(\omega_{\mathbf{p}}) [n_B(\omega_{\mathbf{r}} - \omega_{\mathbf{p}}) + n_F(\omega_{\mathbf{r}})] \\
&\times \int_0^\infty dl \int_{\sqrt{l^2 + 4M^2}}^\infty dl^0 \left(c_{TT} |\Delta_T^R(L)|^2 + c_{LL} |\Delta_L^R(L)|^2 + c_{TL} \text{Re} \Delta_T^R(L) \Delta_L^A(L) \right) \\
&\times [n_F(\omega_{\mathbf{p}} - l^0) - n_F(\omega_{\mathbf{r}} - l^0)] \Theta(p - |l_-|) \Theta(|l_+| - p) \Theta(r - |l_-|) \Theta(|l_+| - r).
\end{aligned} \tag{89}$$

2. $(s_1, s_2, s_3) = (-, -, +)$. The cosines are $\cos \theta_{pl} = z_{pl}$, $\cos \theta_{rl} = z_{rl}^-$ and the constraints are

$$l_0^2 < l^2, \quad p > |l_+|, \quad r > |l_+|. \tag{90}$$

Therefore the second contribution reads

$$\begin{aligned}
\mathcal{H}_{\text{box}}^{(2)}(p, r) &= \frac{1}{8\pi^3} \frac{e^4}{N_f} \frac{p}{\omega_{\mathbf{p}}} \frac{r}{\omega_{\mathbf{r}}} n'_F(\omega_{\mathbf{p}}) [n_B(\omega_{\mathbf{r}} - \omega_{\mathbf{p}}) + n_F(\omega_{\mathbf{r}})] \\
&\times \int_0^\infty dl \int_{-l}^l dl^0 \left(c_{TT} |\Delta_T^R(L)|^2 + c_{LL} |\Delta_L^R(L)|^2 + c_{TL} \text{Re} \Delta_T^R(L) \Delta_L^A(L) \right) \\
&\times [n_F(\omega_{\mathbf{p}} - l^0) - n_F(\omega_{\mathbf{r}} - l^0)] \Theta(p - |l_+|) \Theta(r - |l_+|).
\end{aligned} \tag{91}$$

3. $(s_1, s_2, s_3) = (+, -, -)$. In this case the cosines are $\cos \theta_{pl} = z_{pl}$, $\cos \theta_{rl} = z_{rl}^+$, with the constraints

$$l_0^2 < l^2, \quad p > |l_+|, \quad r > |l_-|. \tag{92}$$

The third contribution then reads

$$\begin{aligned}
\mathcal{H}_{\text{box}}^{(3)}(p, r) &= \frac{1}{8\pi^3} \frac{e^4}{N_f} \frac{p}{\omega_{\mathbf{p}}} \frac{r}{\omega_{\mathbf{r}}} n'_F(\omega_{\mathbf{p}}) [n_B(\omega_{\mathbf{r}} + \omega_{\mathbf{p}}) + n_F(\omega_{\mathbf{r}})] \\
&\times \int_0^\infty dl \int_{-l}^l dl^0 \left(c_{TT} |\Delta_T^R(L)|^2 + c_{LL} |\Delta_L^R(L)|^2 + c_{TL} \text{Re} \Delta_T^R(L) \Delta_L^A(L) \right) \\
&\times [n_F(l^0 + \omega_{\mathbf{r}}) - n_F(l^0 - \omega_{\mathbf{p}})] \Theta(p - |l_+|) \Theta(r - |l_-|).
\end{aligned} \tag{93}$$

Again, one can verify that \mathcal{H}_{box} is symmetric under exchange of p and r , which allows for the integral equation to be derived from the functional Q .

5 Electrical conductivity

The calculation of the electrical conductivity goes along the same lines as above. The coupling between two fermion fields and the external operator is simply γ^i . The correlator we need reads then

$$G_{jj}(Q) = -q_f^2 \not{\int}_P \text{tr} S(P+Q) \Gamma^i(P+Q, P) S(P) \gamma^i. \quad (94)$$

Proceeding as we did for the shear viscosity, we introduce a scalar vertex as

$$\text{Re } \bar{u}_\lambda(\mathbf{p}) \Gamma^i(\omega_{\mathbf{p}}, \omega_{\mathbf{p}}; \mathbf{p}) u_\lambda(\mathbf{p}) = \text{Re } \bar{v}_\lambda(-\mathbf{p}) \Gamma^i(-\omega_{\mathbf{p}}, -\omega_{\mathbf{p}}; \mathbf{p}) v_\lambda(-\mathbf{p}) = 2p^i \mathcal{D}(p), \quad (95)$$

or through the equivalent expression

$$\mathcal{D}(p) = \frac{1}{4p} \text{Re tr } \Gamma^i(p^0 + i0, p^0 - i0; \mathbf{p}) (\not{p} + m) \hat{p}^i \Big|_{p^0 = \pm \omega_{\mathbf{p}}}. \quad (96)$$

We then find for the conductivity

$$\sigma = -\frac{4q_f^2 N_f}{3} \int_{\mathbf{p}} \frac{p}{\omega_{\mathbf{p}}} n'_F(\omega_{\mathbf{p}}) \chi(p) = -\frac{2q_f^2 N_f}{3\pi^2} \int_0^\infty dp \frac{p^3}{\omega_{\mathbf{p}}} n'_F(\omega_{\mathbf{p}}) \chi(p). \quad (97)$$

with

$$\chi(p) = \frac{p}{\omega_{\mathbf{p}}} \frac{\mathcal{D}(p)}{\Gamma_{\mathbf{p}}}. \quad (98)$$

The integral equation is actually simpler, since the contributions from the diagrams with the box rungs cancel each other. This is a consequence of Furry's theorem. It can be seen explicitly as follows. The integral equation for the conductivity has a similar form as Eq. (65), but with $P_2(\hat{\mathbf{p}} \cdot \hat{\mathbf{r}})$ replaced by $P_1(\hat{\mathbf{p}} \cdot \hat{\mathbf{r}}) = \hat{\mathbf{p}} \cdot \hat{\mathbf{r}}$. Under the change of variables $R \rightarrow -R$ mentioned below Eq. (67), this factor is now odd and the second box diagram cancels exactly the first one. The integral equation reads therefore

$$\Gamma^i(P+Q, P) = \gamma^i + \frac{e^2}{N_f} \not{\int}_R \gamma^\nu S(R+Q) \Gamma^i(R+Q, R) S(R) \gamma^\mu D_{\mu\nu}(R-P). \quad (99)$$

Proceeding as before, we arrive at

$$\omega_{\mathbf{p}} \Gamma_{\mathbf{p}} \chi(p) = p + \frac{1}{2} \int_R [n_F(r^0) + n_B(r^0 - \omega_{\mathbf{p}})] \hat{\mathbf{p}} \cdot \hat{\mathbf{r}} \frac{\omega_{\mathbf{r}}}{r^0} \chi(r) \rho(R) \Lambda(R, P), \quad (100)$$

with the kernel

$$\Lambda(R, P) = \frac{e^2}{2N_f} \text{tr} [(\not{R} + m) \gamma^\mu (\not{P} + m) \gamma^\nu] \rho_{\mu\nu}(R - P). \quad (101)$$

Upon multiplication with

$$\frac{p^2}{\omega_{\mathbf{p}}} n'_F(\omega_{\mathbf{p}}), \quad (102)$$

the integral equation can be cast in the form of Eq. (72), where $\mathcal{F}(p)$ is the same as above, but

$$\mathcal{S}(p) = \frac{p^3}{\omega_{\mathbf{p}}} n'_F(\omega_{\mathbf{p}}). \quad (103)$$

The kernel \mathcal{H} receives only one contribution, $\mathcal{H}_{\text{line}}$, which can be obtained from Eq. (76) by the replacement $P_2(z_{pr}) \rightarrow P_1(z_{pr}) = z_{pr}$. The electrical conductivity is given by

$$\sigma = -\frac{4q_f^2 N_f}{3\pi^2} Q[\chi = \chi_{\text{ext}}]. \quad (104)$$

5.1 Ward identity

The Ward identity relates the fermion-gauge boson vertex and the fermion self energy. We can explicitly verify that the integral equation which determines the fermion-gauge boson vertex is consistent with the Ward identity. We follow closely our analysis in the weakly coupled limit [5].

The abelian Ward identity for the fermion-gauge boson vertex reads

$$Q_\mu \Gamma^\mu(P + Q, P) = S^{-1}(P) - S^{-1}(P + Q). \quad (105)$$

After performing the required analytic continuation and taking $\mathbf{q} = 0$ this becomes

$$q^0 \Gamma^0(p^0 + q^0 + i0^+, p^0 - i0^+; \mathbf{p}) = q^0 \gamma^0 + \Sigma^A(P) - \Sigma^R(P + Q). \quad (106)$$

In terms of

$$\mathfrak{D}(p) = \lim_{q^0 \rightarrow 0} q^0 \frac{1}{4p^0} \text{tr} [\Gamma^0(p^0 + q^0 + i0^+, p^0 - i0^+; \mathbf{p}) (\not{P} + M)] \Big|_{p^0 = \pm \omega_p}, \quad (107)$$

the Ward identity in the pinching pole limit reads then

$$\mathfrak{D}(p) = i\Gamma_{\mathbf{p}}. \quad (108)$$

The integral equation for the zero'th component of the effective vertex is

$$\Gamma^0(P+Q, P) = \gamma^0 + \frac{e^2}{N_f} \not\!\!\!\int_R \gamma^\mu S(R+Q) \Gamma^0(R+Q, R) S(R) \gamma^\nu D_{\mu\nu}(R-P). \quad (109)$$

After performing the sums, the analytic continuation and taking appropriate limits as in Eq. (107) above, we find

$$\begin{aligned} \mathfrak{D}(p) = & \frac{2e^2}{N_f} \int_R [n_B(r^0 - p^0) - n_F(r^0)] \frac{\rho(R)}{2r^0 \Gamma_{\mathbf{r}}} \mathfrak{D}(r) \frac{r^0}{p^0} \\ & \times \{ 2\rho_T(R-P) [r^0 p^0 - m^2 - \mathbf{k} \cdot \mathbf{p} \mathbf{k} \cdot \mathbf{r}] + \rho_L(R-P) [p^0 r^0 + m^2 + \mathbf{p} \cdot \mathbf{r}] \}, \end{aligned} \quad (110)$$

where $p^0 = \pm\omega_{\mathbf{p}}$. It is now straightforward to see that the solution of the previous integral equation is precisely given by the Ward identity, Eq. (108), since after substituting $\mathfrak{D}(r) = i\Gamma_{\mathbf{r}}$ inside the integral we obtain exactly the expression for the thermal width Eq. (54). We find therefore that the diagrammatic formulation is consistent with the Ward identity.

We note here that the analysis of the Ward identity is easier in the large N_f limit than in the weakly coupled limit in the leading logarithmic approximation [5]. The reason is that the soft-fermion contribution in the leading-log approximation, which leads to an additional diagram in the integral equation (see Ref. [5] for further details), is subleading in the large N_f limit and does not have to be considered.

6 Color factors

The results for large N_f QCD can be obtained from the previous analysis, provided that the appropriate color factors and electric charges of the quarks are inserted. The relevant group factors are

$$C_F = \frac{N_c^2 - 1}{2N_c}, \quad T_F = \frac{1}{2}, \quad d_F = N_c. \quad (111)$$

In terms of the effective coupling [3]

$$g_{\text{eff}}^2 = g^2 T_F, \quad (112)$$

where g is the QCD coupling rescaled with $1/\sqrt{N_f}$, so that it remains finite in the large N_f limit (cf. Eq. (2)), the QCD expressions follow from the abelian results with the replacements

$$\text{quark self energy/thermal width:} \quad e^2 \longrightarrow g_{\text{eff}}^2 \frac{C_F}{T_F} \quad (113)$$

$$\text{gluon self energy:} \quad e^2 \longrightarrow g_{\text{eff}}^2 \quad (114)$$

$$\text{“line” piece in the integral equation:} \quad e^2 \longrightarrow g_{\text{eff}}^2 \frac{C_F}{T_F} \quad (115)$$

$$\text{“box” piece in the integral equation:} \quad e^4 \longrightarrow g_{\text{eff}}^4 \frac{C_F}{T_F} \quad (116)$$

If we now define χ as (compare with Eqs. (64,98))

$$\chi(p) = \frac{p^2}{\omega_{\mathbf{p}}} \frac{\mathcal{D}(p)}{\Gamma_{\mathbf{p}}} \frac{C_F}{T_F} \quad (\text{shear viscosity}), \quad (117)$$

$$\chi(p) = \frac{p}{\omega_{\mathbf{p}}} \frac{\mathcal{D}(p)}{\Gamma_{\mathbf{p}}} \frac{C_F}{T_F} \quad (\text{electrical conductivity}), \quad (118)$$

the integral equations are exactly the same as in QED, with no explicit color factors. The transport coefficients are then given by

$$\eta = -\frac{d_F T_F}{C_F} \frac{2N_f}{15\pi^2} \int_0^\infty dp \frac{p^4}{\omega_{\mathbf{p}}} n'_F(\omega_{\mathbf{p}}) \chi(p), \quad (119)$$

and

$$\sigma = -\frac{d_F T_F}{C_F} \frac{2q_f^2 N_f}{3\pi^2} \int_0^\infty dp \frac{p^3}{\omega_{\mathbf{p}}} n'_F(\omega_{\mathbf{p}}) \chi(p), \quad (120)$$

where q_f is the electric charge of the quarks.

7 Variational solution

In order to obtain the shear viscosity and electrical conductivity for general values of the effective coupling constant and mass parameter, we solve the problem of extremizing the functionals Q variationally. Following Refs. [1, 3, 15], we expand $\chi(p)$ in a finite set of suitably chosen basis functions $\phi^{(m)}(p)$:

$$\chi(p) = N_f \sum_{m=1}^{N_{\text{var}}} a_m \phi^{(m)}(p), \quad (121)$$

where we factored out an explicit factor of N_f , so that the integrals below are N_f independent. With this Ansatz, the functional Q reads

$$Q[\chi] = N_f \sum_m a_m \left[\mathcal{S}_m + \frac{1}{2} \sum_n a_n (-\mathcal{F}_{mn} + \mathcal{H}_{mn}) \right], \quad (122)$$

with

$$\begin{aligned} \mathcal{S}_m &= \int_0^\infty dp \mathcal{S}(p) \phi^{(m)}(p), \\ \mathcal{F}_{mn} &= N_f \int_0^\infty dp \mathcal{F}(p) \phi^{(m)}(p) \phi^{(n)}(p), \\ \mathcal{H}_{mn} &= N_f \int_0^\infty dp \int_0^\infty dr \mathcal{H}(p, r) \phi^{(m)}(p) \phi^{(n)}(r). \end{aligned} \quad (123)$$

Extremizing the functional with respect to the variational parameters a_m gives the solution

$$a_m = \sum_n (\mathcal{F} - \mathcal{H})_{mn}^{-1} \mathcal{S}_n, \quad (124)$$

so that the shear viscosity and electrical conductivity are given by

$$\eta = -\frac{d_F T_F}{C_F} \frac{2N_f^2}{15\pi^2} \sum_m \mathcal{S}_m a_m, \quad \sigma = -\frac{d_F T_F}{C_F} \frac{2q_f^2 N_f}{3\pi^2} \sum_m \mathcal{S}_m a_m, \quad (125)$$

with the corresponding values of \mathcal{S}_m and a_m for each transport coefficient. \mathcal{S}_m is a 1-dimensional integral, \mathcal{F}_{mn} and $\mathcal{H}_{mn}^{\text{line}}$ are 3-dimensional integrals and for the shear viscosity $\mathcal{H}_{mn}^{\text{box}}$ is a 4-dimensional integral. These integrals are done with numerical quadrature. The uncertainty due to the numerical integration is estimated to be on the percent level or less.

We now discuss the choice of trial functions. We work with the set

$$\phi^{(m)}(p) = (p/T)^2 \tilde{\phi}^{(m)}(x) \quad \text{for } \eta, \quad (126)$$

$$\phi^{(m)}(p) = p/T^2 \tilde{\phi}^{(m)}(x) \quad \text{for } \sigma. \quad (127)$$

where $x = p/\sqrt{T^2 + mT}$. The prefactors of p are motivated by an approximate analytical solution of the integral equation for massless fermions in the leading log approximation for asymptotically large momentum (see Ref. [20] for a similar analysis for $N_f = 1$). The dimensionless argument x is chosen such that it represents the

magnitude of the typical momentum, which is $p \sim T$ for small fermion masses and $p \sim \sqrt{mT}$ for larger masses. For the dimensionless functions $\tilde{\phi}^{(m)}(x)$ we use

$$\tilde{\phi}^{(m)}(x) = \frac{1}{(1+x)^{m-1}} \sum_{k=0}^{m-1} (-x)^k \quad (128)$$

for not too large fermion masses, $m/T \lesssim 5$. This set was also used in Ref. [15] for the calculation of the shear viscosity in the $O(N)$ model. For larger mass, however, we find that this choice of trial functions leads to slow convergence in the number of trial functions. In this case we use Laguerre polynomials, $\tilde{\phi}^{(m)}(x) = L_{m-1}(x)$. The results shown in the figures are obtained with a set of dimension 4, and the effect of using this truncated basis set is smaller than the width of the lines.

The dependence of the shear viscosity on the fermion mass and the effective gauge coupling is shown in Figs. 10 and 11, while the results for the electrical conductivity are shown in Figs. 12 and 13. The results are normalized with

$$\eta_0 = \frac{d_F T_F}{C_F} \frac{N_f^2}{g_{\text{eff}}^4} T^3, \quad \sigma_0 = \frac{d_F T_F}{C_F} \frac{q_f^2 N_f^2}{g_{\text{eff}}^4} T. \quad (129)$$

For QED, $g_{\text{eff}} = e$ and $d_F = T_F = C_F = 1$, while for QCD, $g_{\text{eff}}^2 = g^2 T_F$. We remind that both e and g remain finite in the large N_f limit and that for the purpose of presentation we have chosen $\mu = \mu_{DR} = \pi e^{-\gamma_E} T$.

We notice that the general behavior of these transport coefficients is to decrease with increasing mass except for small values of the coupling constant, where a slight increase for small masses is observed. After rescaling with η_0 resp. σ_0 , the remaining dependence on the effective coupling constant is quite strong, much stronger than the subleading dependence on the quartic coupling in the case of the shear viscosity in the $O(N)$ model [15]. In the limit of vanishing fermionic mass, our results agree with those obtained in Ref. [3] using kinetic theory. In the opposite limit of very large mass, we provide in Appendix B some parametric estimates of these transport coefficients in the leading logarithmic approximation, see Eq. (154), which corroborate the behavior shown in the plots. The difference between the mass dependence of the shear viscosity in the $O(N)$ model [15] and in the gauge theory is due to the different mass and momentum dependence of the (transport) cross section.

In our complete leading order calculation in the large N_f limit, the presence of the Landau pole means that, for given fermion mass, there is an upper bound on the possible values of the coupling constant, arising from the requirement that all physical scales lie well below the Landau scale Λ_L . For large masses $m/T \gg 1$, the

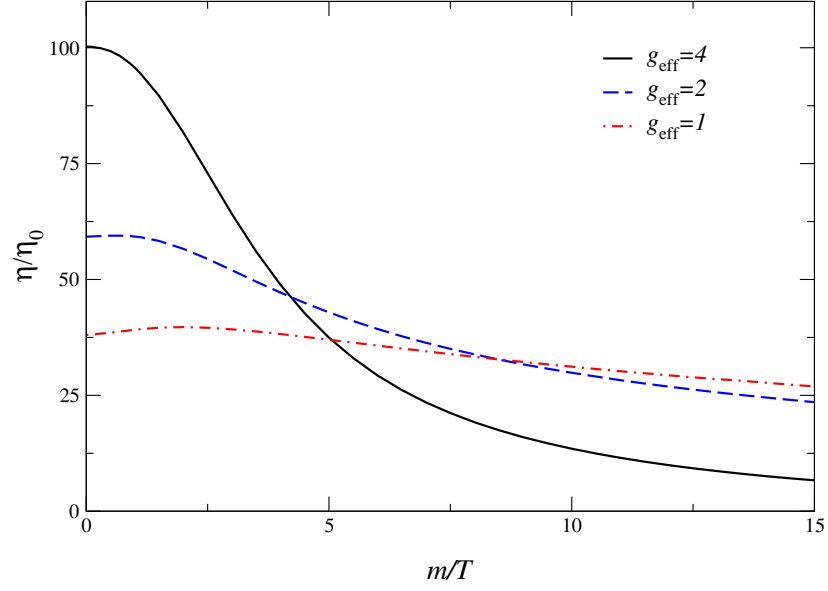


Figure 10: Shear viscosity vs. the fermion mass m for various values of g_{eff} .

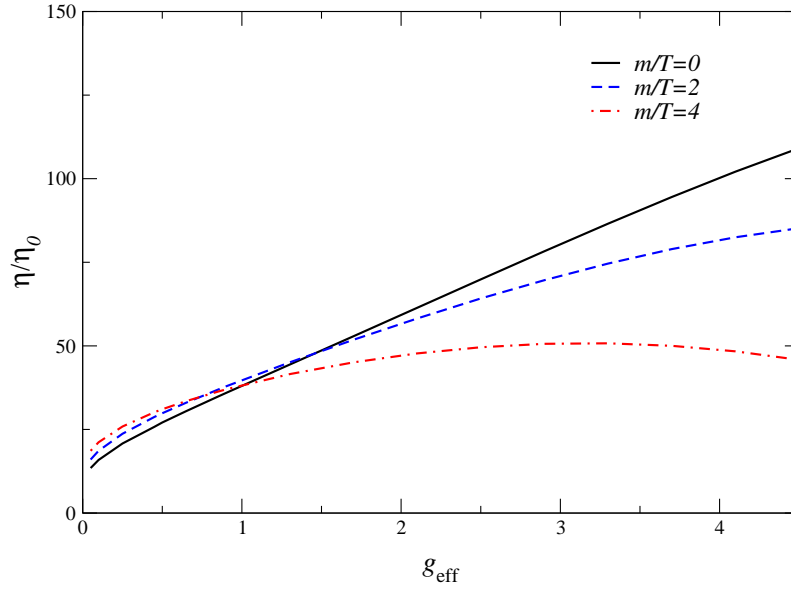


Figure 11: Shear viscosity vs. the effective coupling constant g_{eff} for various values of the fermion mass m .

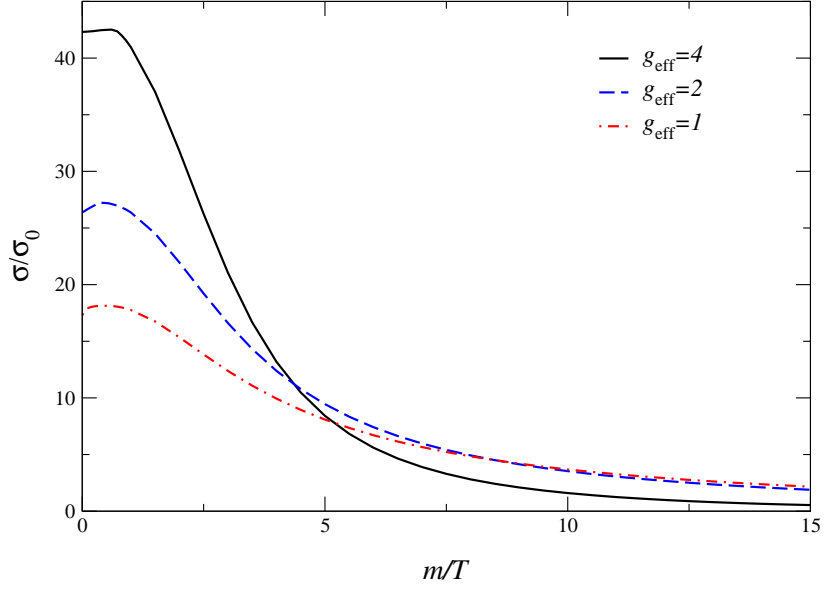


Figure 12: Electrical conductivity vs. the fermion mass m for various values of g_{eff} .

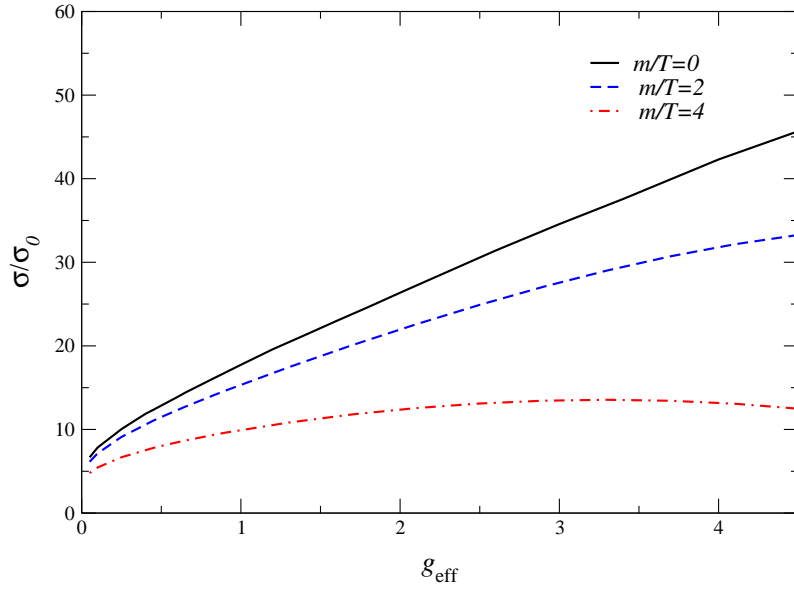


Figure 13: Electrical conductivity vs. the effective coupling constant g_{eff} for various values of the fermion mass m .

typical momentum scale is not set by the temperature, but instead by $p \sim \sqrt{mT} \gg T$. Thus, the upper bound on the coupling constant decreases when the mass is increased. This implies that going to asymptotically large mass requires a restriction to the weak coupling limit.

8 Conclusions

We have presented a diagrammatic calculation of the shear viscosity and the electrical conductivity at leading order in the large N_f expansion of QED and QCD for massive fermions.

The 2PI effective action at next-to-leading order provides in a straightforward manner appropriate integral equations which sum all the required diagrams to obtain these transport coefficients at leading order. We proved that these equations are gauge fixing independent and consistent with the Ward identity. This explicitly shows that in a fully self-consistent calculation of these transport coefficients at leading order in the 2PI framework, potential non gauge invariant contributions would be suppressed by powers of N_f . This suggests that in self-consistent applications of the 2PI effective action in gauge theories, e.g. as in far-from-equilibrium applications, potential problems related to gauge invariance and Ward identities would be small for sufficiently large N_f .

Our results show a nontrivial dependence of the shear viscosity and electrical conductivity on the mass of the fermions and the effective gauge coupling. We found that for small values of the coupling constant they increase slightly with increasing mass. For larger values of the fermion mass, both the shear viscosity and electrical conductivity decrease. It would therefore be interesting to extend current calculations of transport coefficients to include different massive fermion flavors. We also found that after taking out the expected $1/\alpha^2$ dependence, a strong dependence on the gauge coupling remains. When nonperturbative results obtained from lattice QCD simulations [21] are compared with perturbative ultrarelativistic expressions, these findings should be kept in mind.

Acknowledgments. Discussions with G. Moore and L. Yaffe on the large mass dependence are gratefully acknowledged. J.M.M.R. thanks the Physics Department in Swansea for its hospitality during the completion of this work. This research was supported in part by the U. S. Department of Energy under Contract No. DE-FG02-01ER41190 and No. DE-FG02-91-ER4069 and in part by the Spanish Science Ministry (Grant FPA 2002-02037) and the University of the Basque Country (Grant

UPV00172.310-14497/2002). G.A. is supported by a PPARC Advanced Fellowship.

A 2PI effective action

In this appendix we summarize some useful exact relations derived from the 2PI effective action. We consider only bilocal sources, such that the path integral is

$$Z[K, H] = e^{iW[K, H]} = \int \mathcal{D}\bar{\psi} \mathcal{D}\psi \mathcal{D}\phi e^{i(S[\bar{\psi}, \psi, \phi] + \frac{1}{2}\phi^i K_{ij} \phi^j + H_{ba} \psi^a \bar{\psi}^b)}. \quad (130)$$

We denote Bose fields collectively with ϕ^i and fermion fields with ψ^a . Indices indicate space-time as well as internal indices, and integration and summation over repeated indices is understood, e.g.,

$$H_{ba} \psi^a \bar{\psi}^b = \int_{xy} H_{\beta\alpha}(y, x) \psi^\alpha(x) \bar{\psi}^\beta(y) \int_{xy} \text{tr} H(y, x) \psi(x) \bar{\psi}(y). \quad (131)$$

The 2PI effective action follows from the Legendre transform

$$\Gamma[G, S] = W[K, H] - \frac{1}{2} G^{ij} K_{ij} - H_{ba} S^{ab}, \quad (132)$$

where

$$\frac{\delta W}{\delta K_{ij}} = \frac{1}{2} G^{ij} = \frac{1}{2} \langle T_C \phi^i \phi^j \rangle, \quad \frac{\delta \Gamma}{\delta G^{ij}} = -\frac{1}{2} K_{ij}, \quad (133)$$

$$\frac{\delta W}{\delta H_{ba}} = S^{ab} = \langle T_C \psi^a \bar{\psi}^b \rangle, \quad \frac{\delta \Gamma}{\delta S^{ba}} = -H_{ab}. \quad (134)$$

The effective action is written as

$$\Gamma[G, S] = \frac{i}{2} \text{Tr} \ln G^{-1} + \frac{i}{2} \text{Tr} G_0^{-1} (G - G_0) - i \text{Tr} \ln S^{-1} - i \text{Tr} S_0^{-1} (S - S_0) + \Gamma_2[G, S], \quad (135)$$

where

$$iG_{0ij}^{-1} = \left. \frac{\delta^2 S}{\delta \phi^i \delta \phi^j} \right|_{\phi=\psi=\bar{\psi}=0}, \quad iS_{0ab}^{-1} = \left. \frac{\delta^2 S}{\delta \psi^a \delta \bar{\psi}^b} \right|_{\phi=\psi=\bar{\psi}=0}. \quad (136)$$

Varying this effective action once yields

$$\frac{\delta \Gamma}{\delta G^{ij}} = -\frac{i}{2} (G_{ij}^{-1} - G_{0ij}^{-1} + \Pi_{ij}), \quad \frac{\delta \Gamma}{\delta S^{ba}} = i (S_{ab}^{-1} - S_{0ab}^{-1} + \Sigma_{ab}), \quad (137)$$

with

$$\Pi_{ij} = 2i \frac{\delta \Gamma_2}{\delta G^{ij}}, \quad \Sigma_{ab} = -i \frac{\delta \Gamma_2}{\delta S^{ba}}. \quad (138)$$

Varying one more time results in the relations

$$\begin{aligned} \frac{\delta^2 \Gamma}{\delta G^{ij} \delta G^{kl}} &= \frac{i}{4} (G_{ik}^{-1} G_{jl}^{-1} + G_{il}^{-1} G_{jk}^{-1} - \Lambda_{ij;kl}), \\ \frac{\delta^2 \Gamma}{\delta S^{ba} \delta S^{dc}} &= i (-S_{ad}^{-1} S_{cb}^{-1} - \Lambda_{ab;cd}), \\ \frac{\delta^2 \Gamma}{\delta G^{ij} \delta S^{ba}} &= \frac{i}{2} \Lambda_{ij;ab}, \end{aligned} \quad (139)$$

where we defined

$$\Lambda_{ij;kl} = 4i \frac{\delta^2 \Gamma_2}{\delta G^{ij} \delta G^{kl}}, \quad \Lambda_{ij;ab} = -2i \frac{\delta^2 \Gamma_2}{\delta G^{ij} \delta S^{ba}}, \quad \Lambda_{ab;cd} = i \frac{\delta^2 \Gamma_2}{\delta S^{ba} \delta S^{dc}}. \quad (140)$$

From Eqs. (133, 134) we find

$$\begin{aligned} \frac{\delta^2 W}{\delta K_{ij} \delta K_{kl}} &= \frac{i}{4} (G_c^{ij;kl} + G^{ik} G^{jl} + G^{il} G^{jk}), \\ \frac{\delta^2 W}{\delta H_{ba} \delta H_{dc}} &= i (G_c^{ab;cd} - S^{cb} S^{ad}), \\ \frac{\delta^2 W}{\delta K_{ij} \delta H_{ba}} &= \frac{i}{2} G_c^{ij;ab}, \end{aligned} \quad (141)$$

where $G_c^{ij;kl}$ etc. are the usual connected 4-point functions. It is convenient to use vertex functions defined by truncating legs

$$\begin{aligned} G_c^{ij;kl} &= G^{ii'} G^{jj'} G^{kk'} G^{ll'} \Gamma_{i'j';k'l'}^{(4)}, \\ G_c^{ij;ab} &= G^{ii'} G^{jj'} S^{aa'} S^{b'b} \Gamma_{i'j';a'b'}^{(4)}, \\ G_c^{ab;cd} &= S^{aa'} S^{b'b} S^{cc'} S^{d'd} \Gamma_{a'b';c'd'}^{(4)}. \end{aligned} \quad (142)$$

From the following identities

$$0 = \frac{\delta K_{ij}}{\delta H_{ba}}, \quad \delta_a^d \delta_b^c = \frac{\delta H_{ab}}{\delta H_{dc}}, \quad 0 = \frac{\delta H_{ab}}{\delta K_{ij}}, \quad \frac{1}{2} (\delta_i^k \delta_j^l + \delta_i^l \delta_j^k) = \frac{\delta K_{ij}}{\delta K_{kl}}, \quad (143)$$

we arrive at four coupled integral equations for the 4-point vertex functions:

$$\begin{aligned}
\Gamma_{ij;ab}^{(4)} &= \Lambda_{ij;ab} + \frac{1}{2}\Lambda_{ij;kl}G^{kk'}G^{ll'}\Gamma_{k'l';ab}^{(4)} - \Lambda_{ij;dc}S^{cc'}S^{d'd}\Gamma_{c'd';ab}^{(4)}, \\
\Gamma_{ab;cd}^{(4)} &= \Lambda_{ab;cd} + \frac{1}{2}\Lambda_{ab;ij}G^{ii'}G^{jj'}\Gamma_{i'j';cd}^{(4)} - \Lambda_{ab;fe}S^{ee'}S^{f'f}\Gamma_{e'f';cd}^{(4)}, \\
\Gamma_{ab;ij}^{(4)} &= \Lambda_{ab;ij} + \frac{1}{2}\Lambda_{ab;kl}G^{kk'}G^{ll'}\Gamma_{k'l';ij}^{(4)} - \Lambda_{ab;dc}S^{cc'}S^{d'd}\Gamma_{c'd';ij}^{(4)}, \\
\Gamma_{ij;kl}^{(4)} &= \Lambda_{ij;kl} + \frac{1}{2}\Lambda_{ij;mn}G^{mm'}G^{nn'}\Gamma_{m'n';kl}^{(4)} - \Lambda_{ij;dc}S^{cc'}S^{d'd}\Gamma_{c'd';ij}^{(4)}. \tag{144}
\end{aligned}$$

In the main text we employ these equations using the $1/N_f$ expansion of the 2PI effective action at NLO.

B Parametric estimates

In this appendix we discuss parametric estimates in the leading logarithmic approximation, in the zero and large fermion mass limit, using a standard kinetic theory discussion (see e.g. [22]).

It follows from the hydrodynamical definitions [23] that the shear viscosity and the electrical conductivity are related to a diffusion coefficient as

$$D = \frac{\eta}{\langle \mathcal{E} + \mathcal{P} \rangle}, \quad D = \frac{\sigma}{\Xi}, \tag{145}$$

where \mathcal{E} is the energy density, \mathcal{P} the pressure, and Ξ the charge susceptibility. For parametric estimates, this diffusion constant can be taken to be the same, since similar processes determine the transport of energy momentum and charge in the large N_f limit, namely large angle scattering between fermions. The diffusion constant can be estimated using a random walk model [24, 25] as $D = \ell_{\text{mf}}\bar{v}$, where \bar{v} is the average speed and $\ell_{\text{mf}} \sim 1/\bar{n}\sigma_{\text{tr}}$ the mean free path, with \bar{n} the mean density and σ_{tr} the transport cross section [22]

$$\sigma_{\text{tr}} = \int d\Omega (1 - \cos\theta) \frac{d\sigma}{d\Omega}. \tag{146}$$

If we keep only the most divergent term in the differential cross section,

$$\frac{d\sigma}{d\Omega} \sim \frac{\alpha^2}{N_f^2} \frac{1}{s} \frac{1}{\theta^4} \quad (p \gg m), \quad \frac{d\sigma}{d\Omega} \sim \frac{\alpha^2}{N_f^2} \frac{m^2}{p^4} \frac{1}{\theta^4} \quad (p \ll m), \tag{147}$$

where $\alpha = e^2/4\pi$, and we recall that the gauge coupling e^2 is rescaled with $1/N_f$, the transport cross section reads

$$\sigma_{\text{tr}} \sim \frac{\alpha^2}{N_f^2 T^2} \int d\theta \frac{1}{\theta} = \frac{\alpha^2}{N_f^2 T^2} \ln \theta_{\min}^{-1}. \quad (148)$$

Here we used that in the relativistic case the typical momentum $p \sim \sqrt{s} \sim T$ while in the nonrelativistic case $p \sim m\bar{v} \sim \sqrt{Tm}$. Eq. (148) holds for both $p \gg m$ and $p \ll m$. The divergence at small angles is, to leading log accuracy, cut off by Debye screening [22].

For light fermions ($T \gg m$) we use that

$$\langle \mathcal{E} \rangle \sim \langle \mathcal{P} \rangle \sim N_f T^4, \quad \bar{n} \sim N_f T^3, \quad \Xi \sim N_f q_f^2 T^2, \quad \bar{v} \sim 1, \quad (149)$$

as well as that $\theta_{\min} \sim q/p \sim m_D/T \sim e$, where q is the exchanged momentum. This leads to the well-known parametric estimates [26, 1]

$$\eta \sim N_f^2 \frac{T^3}{\alpha^2 \ln 1/\alpha}, \quad \sigma \sim q_f^2 N_f^2 \frac{T}{\alpha^2 \ln 1/\alpha}. \quad (150)$$

In the case of heavy fermions ($m/T \gg 1$) in the regime where scattering can be treated classically ($\alpha^2 m/T \gg 1$) [22], the exchanged momentum q can be estimated as the product of the force α/r_D^2 and the transit time r_D/\bar{v} for a passage at impact parameter r_D , the typical Debye distance [22]. This yields $q \sim \alpha/(r_D \bar{v})$. We find therefore that $\theta_{\min} \sim q/p \sim \alpha/(r_D T)$. The inverse Debye mass $r_D = 1/m_D$ is determined from $m_D^2 = -\Pi^{00}(p^0 = 0, \mathbf{p} \rightarrow 0)$. For large $m \gg T$ we find an exponentially small Debye mass,

$$m_D^2 \sim \alpha m^2 \left(\frac{T}{m} \right)^{\frac{1}{2}} e^{-m/T} [1 + \mathcal{O}(T/m)], \quad (151)$$

such that

$$\log \theta_{\min}^{-1} \sim \frac{m}{2T} + \frac{3}{4} \log \frac{T}{\alpha^2 m} + \mathcal{O}(T/m). \quad (152)$$

Combining this with

$$\langle \mathcal{E} \rangle \sim m \bar{n}, \quad \langle \mathcal{P} \rangle \sim T \bar{n}, \quad \Xi \sim q_f^2 \bar{n}/T, \quad \bar{v} \sim \sqrt{T/m}, \quad (153)$$

yields

$$\eta \sim N_f^2 \frac{T^3}{\alpha^2} \left(\frac{T}{m} \right)^{\frac{1}{2}}, \quad \sigma \sim q_f^2 N_f^2 \frac{T}{\alpha^2} \left(\frac{T}{m} \right)^{\frac{3}{2}}. \quad (154)$$

As indicated above, these expressions are valid in the leading log approximation $\log T/\alpha m_D \gg 1$, the large mass limit $m/T \gg 1$, as well as the classical scattering limit $\alpha^2 m/T \gg 1$.

References

- [1] P. Arnold, G. D. Moore and L. G. Yaffe, JHEP **0011**, 001 (2000) [hep-ph/0010177]; *ibid.* **0305** (2003) 051 [hep-ph/0302165].
- [2] G. Policastro, D. T. Son and A. O. Starinets, Phys. Rev. Lett. **87** (2001) 081601 [hep-th/0104066].
- [3] G. D. Moore, JHEP **0105**, 039 (2001) [hep-ph/0104121].
- [4] M. A. Valle Basagoiti, Phys. Rev. D **66**, 045005 (2002) [hep-ph/0204334].
- [5] G. Aarts and J. M. Martínez Resco, JHEP **0211**, 022 (2002) [hep-ph/0209048].
- [6] D. Boyanovsky, H. J. de Vega and S. Y. Wang, Phys. Rev. D **67**, 065022 (2003) [hep-ph/0212107].
- [7] A. Buchel, J. T. Liu and A. O. Starinets, Nucl. Phys. B **707**, 56 (2005) [hep-th/0406264].
- [8] H. Defu, hep-ph/0501284.
- [9] A. Peshier and W. Cassing, hep-ph/0502138.
- [10] G. D. Moore, JHEP **0210**, 055 (2002) [hep-ph/0209190]; A. Ipp, G. D. Moore and A. Rebhan, JHEP **0301**, 037 (2003) [hep-ph/0301057]; A. Ipp and A. Rebhan, JHEP **0306**, 032 (2003) [hep-ph/0305030].
- [11] J. Berges and J. Cox, Phys. Lett. B **517**, 369 (2001) [hep-ph/0006160]; B. Mihaila, F. Cooper and J. F. Dawson, Phys. Rev. D **63**, 096003 (2001) [hep-ph/0006254]; G. Aarts and J. Berges, Phys. Rev. D **64**, 105010 (2001) [hep-ph/0103049]; J. Berges, Nucl. Phys. A **699**, 847 (2002) [hep-ph/0105311]; G. Aarts and J. Berges, Phys. Rev. Lett. **88**, 041603 (2002) [hep-ph/0107129]; G. Aarts, D. Ahrensmeier, R. Baier, J. Berges and J. Serreau, Phys. Rev. D **66**, 045008 (2002) [hep-ph/0201308]; F. Cooper, J. F. Dawson and B. Mihaila, Phys. Rev. D **67** (2003) 051901 [hep-ph/0207346]; *ibid.* 056003 [hep-ph/0209051]; hep-ph/0502040; J. Berges and J. Serreau, Phys. Rev. Lett. **91** (2003) 111601 [hep-ph/0208070]; J. Berges, S. Borsányi and J. Serreau, Nucl. Phys. B **660** (2003) 51 [hep-ph/0212404]; B. Mihaila, Phys. Rev. D **68**, 036002 (2003) [hep-ph/0303157]; S. Juchem, W. Cassing and C. Greiner, Phys. Rev.

- D **69** (2004) 025006 [hep-ph/0307353]; Nucl. Phys. A **743**, 92 (2004) [nucl-th/0401046]; J. Berges, S. Borsányi and C. Wetterich, Phys. Rev. Lett. **93**, 142002 (2004) [hep-ph/0403234]; A. Arrizabalaga, J. Smit and A. Tranberg, JHEP **0410**, 017 (2004) [hep-ph/0409177].
- [12] G. Aarts and J. M. Martínez Resco, Phys. Rev. D **68** (2003) 085009 [hep-ph/0303216].
- [13] A. Arrizabalaga and J. Smit, Phys. Rev. D **66**, 065014 (2002) [hep-ph/0207044]; E. Mottola, in *Proceedings of SEWM2002*, Heidelberg, Germany, 2-5 Oct 2002 [hep-ph/0304279]; M. E. Carrington, G. Kunstatter and H. Zaraket, hep-ph/0309084; A. Peshier, Phys. Rev. D **70**, 034016 (2004) [hep-ph/0403225]; J. O. Andersen and M. Strickland, Phys. Rev. D **71**, 025011 (2005) [hep-ph/0406163].
- [14] G. Aarts and J. M. Martínez Resco, in *Proceedings of SEWM04*, Helsinki, Finland, 16-19 June 2004 [hep-ph/0409090].
- [15] G. Aarts and J. M. Martínez Resco, JHEP **0402** (2004) 061 [hep-ph/0402192].
- [16] J. M. Cornwall, R. Jackiw and E. Tomboulis, Phys. Rev. D **10** (1974) 2428; J.M. Luttinger and J.C. Ward, Phys. Rev. **118** (1960) 1417; G. Baym, Phys. Rev. **127** (1962) 1391.
- [17] H. van Hees and J. Knoll, Phys. Rev. D **65**, 025010 (2002) [hep-ph/0107200]; *ibid.* 105005 (2002) [hep-ph/0111193]; J. P. Blaizot, E. Iancu and U. Reinosa, Phys. Lett. B **568** (2003) 160 [hep-ph/0301201]; Nucl. Phys. A **736**, 149 (2004) [hep-ph/0312085]; F. Cooper, B. Mihaila and J. F. Dawson, Phys. Rev. D **70**, 105008 (2004) [hep-ph/0407119]; J. Berges, S. Borsányi, U. Reinosa and J. Serreau, hep-ph/0409123.
- [18] V. V. Lebedev and A. V. Smilga, Physica A **181** (1992) 187.
- [19] J. P. Blaizot and E. Iancu, Phys. Rev. D **55**, 973 (1997) [hep-ph/9607303].
- [20] G. Aarts and J. M. Martínez Resco, in *Proceedings of SEWM2002*, Heidelberg, Germany, 2-5 Oct 2002 [hep-ph/0212268].
- [21] S. Gupta, Phys. Lett. B **597**, 57 (2004) [hep-lat/0301006]; A. Nakamura and S. Sakai, Phys. Rev. Lett. **94**, 072305 (2005) [hep-lat/0406009]; G. Aarts and J. M. Martínez Resco, JHEP **0204** (2002) 053 [hep-ph/0203177]; Nucl. Phys. Proc. Suppl. **119** (2003) 505 [hep-lat/0209033].

- [22] E. M. Lifshitz and L. P. Pitaevskii, *Physical Kinetics* (Pergamon Press, 1981).
- [23] L. P. Kadanoff and P. C. Martin, Ann. Phys. **24**, 419 (1963), reprinted as Ann. Phys. **281**, 800 (2000).
- [24] D. Forster, *Hydrodynamic Fluctuations, Broken Symmetry and Correlation Functions* (Addison Wesley, 1989).
- [25] S. Jeon, Phys. Rev. D **52**, 3591 (1995) [hep-ph/9409250].
- [26] G. Baym, H. Monien, C. J. Pethick and D. G. Ravenhall, Phys. Rev. Lett. **64** (1990) 1867.