

# Fragmentation Functions for Light Charged Hadrons with Complete Quark Flavour Separation

S. Albino, B.A. Kniehl and G. Kramer

*II. Institut für Theoretische Physik, Universität Hamburg, Luruper Chaussee 149,  
D-22761 Hamburg, Germany*

## Abstract

We present new sets of next-to-leading order fragmentation functions describing the production of charged pions, kaons and protons from the gluon and from each of the quarks, obtained by fitting to all relevant data sets from  $e^+ + e^-$  annihilation. The individual light quark flavour fragmentation functions are obtained phenomenologically for the first time by including in the data the light quark tagging probabilities obtained by the OPAL Collaboration.

## 1 Introduction

Theoretical predictions for future experiments are necessary for determining the kinematic regions of validity of the Standard Model (SM). Such predictions depend on constants which must be determined from past experiments since these quantities are otherwise uncalculable, either because no theory exists which can determine them from more fundamental parameters, or because the solutions of the current theory are insufficient to determine them from the SM parameters.

Quantum Chromodynamics (QCD), the theory of the strong interaction and one of the theories that make up the SM, describes processes involving hadrons. The best tool for solving QCD to perform such descriptions is perturbation theory. However, perturbative QCD (pQCD) can only describe the high energy components of the cross section, while a process will contain low energy components if a hadron is in the initial state or is observed in the final state. Fortunately, from the Factorization Theorem, the low and high energy scale components of such processes can be separated. The low energy

components are universal and so can be used to make predictions. Since they cannot yet be reliably calculated from QCD, they must be extracted from experimental data.

The pQCD description of data involving the inclusive production of hadrons requires fragmentation functions (FF's), which form the low energy components of such processes and describe the inclusive emission of a hadron from a quark or gluon (parton) for every momentum fraction. One reason FF's are important is that model independent predictions of LHC cross sections in which a hadron is detected in the final state depend on them. There are many theoretical obstacles to the extraction of FF's from data: The evolution (DGLAP [1]) equation for FF's is only known to next-to-leading order (NLO), and is furthermore unreliable at small and possibly even intermediate momentum fractions of the emitted parton, where the only reliable determination of FF's is via the Modified Leading Logarithm Approximation (MLLA) [2]. Despite these problems, FF's at intermediate to large momentum fractions obtained from fits to data now yield compatible results with other data sets [3].

Much precise data from  $e^+e^-$  colliders now exists for the production of the three lightest charged hadrons, which are the pion ( $\pi^\pm$ ), kaon ( $K^\pm$ ) and proton ( $p/\bar{p}$ ). In much of this data, the observed hadron is identified as one of these particles, and the emitting parton is identified as either a gluon, light ( $u$ ,  $d$  and  $s$ ) quark,  $c$  quark or  $b$  quark, which allowed for a precise determination of the corresponding individual FF's in Refs. [3, 4]<sup>1</sup>. However, the individual light quark FF's could only be extracted by making reasonable physical assumptions.

Since this analysis, the OPAL Collaboration has presented light flavour separated measurements on light charged hadron production [6] for the  $e^+e^-$  centre-of-mass (CM) energy  $\sqrt{s} = M_Z$ , allowing for the first time the extraction of flavour dependent FF's of light quarks. In this OPAL analysis, high energy mesons ( $\pi^\pm$ ,  $K^\pm$  and  $K_S^0$ ) and baryons ( $p/\bar{p}$  and  $\Lambda$ ) were identified in the large  $Z$  boson decay data sample and used as tagging products. In addition, high momentum  $e^\pm$ ,  $\mu^\pm$  and  $D^{*\pm}$  mesons and identified bottom events were used to measure heavy flavour backgrounds in the above meson and baryon sample. As suggested in Ref. [7] and precisely studied in a recent analysis by the SLD Collaboration [8], these high energy particles give information about the original quark. For more details see the OPAL work

---

<sup>1</sup>Around the time that these charge separated FF's were determined, FF's for charged hadrons were presented in Ref. [5]

[6], where it is explained how the Collaboration measured the probability  $\eta_a^h(x_p, s)$  for a quark flavour  $a$  to develop into a jet containing the particle  $h$  with a momentum fraction  $x$  larger than  $x_p = 2p_h/\sqrt{s}$ .

Since the valence structure of the proton is  $uud$ , knowing the difference between the individual light flavour FF's, in particular for  $u$  and  $d$  quarks into  $K^\pm$ , is very much needed for predicting the inclusive cross sections for the productions of these hadrons in collisions involving protons, such  $e + p$ ,  $p + p$  and  $p + \bar{p}$  collisions. For example, results from the inclusive production of hadrons in  $p + p$  collisions provide the baseline to which one compares heavy-ion collision results in order to determine the properties of the hot quark-gluon plasma [9]. Tests presented in Ref. [10] of the KKP FF's in the process  $p + \bar{p} \rightarrow h^\pm + X$ , where  $h^\pm$  are light charged hadrons, were generally successful, as was a recent check of the pion FF's by comparison to  $p + p \rightarrow \pi^0 + X$  data (taking  $\pi^0 = \frac{1}{2}(\pi^+ + \pi^-)$ ) from the PHENIX Collaboration [11] at RHIC. However, it is likely that the inaccuracy on the information on the  $u$ ,  $d$  and  $s$  quark FF's cancelled out due to the superimposition of the hadrons in  $h^\pm$ .

In this paper, we update the analysis of Ref. [3] by including the data of Ref. [6] in the fit to obtain for the first time a phenomenological determination of the individual light quark FF's for each light charged hadron species. Since we do not impose those physical assumptions on the light quark FF's that were used in Ref. [3] in our calculation of the cross sections used for the fit, the other FF's extracted in this fit are also more reliable. In Section 2, we summarize the basic theoretical tools used in our calculations for the fit. In Section 3 we justify specific choices for our fit such as the data used and the FF parameterization. Our results are then presented in Section 4, and finally in Section 5 we present our conclusions. The details of the longitudinal cross section calculation are given in Appendix A.

## 2 Formalism

The optimal way to determine FF's is to fit them to the data obtained from the process  $e^+ + e^- \rightarrow (\gamma, Z) \rightarrow a + \bar{a} \rightarrow h + X$ , where  $a$  is the tagged quark,  $h$  is a detected hadron and  $X$  is the remaining unobserved part of the final state. In a typical experiment the hadron is only detected if its species  $h$  belongs to a specified set of hadron species  $S_H$  and the species of the tagged quark  $a$  belongs to a set of flavours  $S_A$ . Writing the centre of mass (CM) momentum of the observed hadron as  $x\sqrt{s}/2$ , the data for such a process are

typically presented as

$$F_{S_A}^{S_H}(x, s) = \frac{\sum_{a \in S_A, h \in S_H} \frac{d\sigma_a^h}{dx}(x, s)}{\sum_{a \in S_A} \sigma_a(s)}. \quad (1)$$

The total cross section  $\sigma_a$  is given to NLO by

$$\sigma_a(s) = \sigma_0(s) N_c Q_a(s) (1 + 2a_s(s)), \quad (2)$$

where  $\sigma_0 = 4\pi\alpha^2/(3s)$  is the leading order (LO) cross section for the process  $e^+ + e^- \rightarrow \mu^+ + \mu^-$ ,  $N_c$  is the number of colours and  $a_s(\mu^2) = \alpha_s(\mu)/(2\pi)$ .  $Q_a(s)$  is the electroweak charge of quark  $a$ , and its calculation is discussed in Ref. [3]. From the Factorization Theorem, the higher twist component of the differential cross section in Eq. (1) is of  $O(1/\sqrt{s})$  or less and may and will be neglected in this paper, while the leading twist component is obtained by convoluting the corresponding high energy partonic cross sections with the FF's  $D_a^h(y, M_f^2)$ , where  $y$  is the fraction of the momentum of parton  $a$  taken away by the produced hadron  $h$  and  $M_f$  is the factorization scale. This may be written concisely by taking  $y = x/z$ , in which case

$$\begin{aligned} \frac{d\sigma_a^h}{dx}(x, s) = & \int_x^1 \frac{dz}{z} \left[ \frac{d\sigma_{a,\text{NS}}^a}{dz}(z, s, M_f^2) D_a^h\left(\frac{x}{z}, M_f^2\right) \right. \\ & \left. + \sum_b \frac{d\sigma_{a,\text{PS}}^b}{dz}(z, s, M_f^2) D_b^h\left(\frac{x}{z}, M_f^2\right) + \frac{d\sigma_a^g}{dz}(z, s, M_f^2) D_g^h\left(\frac{x}{z}, M_f^2\right) \right], \end{aligned} \quad (3)$$

where, for the emission of a hadron  $h$  from a quark  $a$ , the non-singlet partonic cross section  $d\sigma_{a,\text{NS}}^a/dz$  contains only and all those contributions from diagrams in which the quark line connected to the electroweak vertex and the quark line emitting the hadron  $h$  are the same, while the pure singlet partonic cross section  $d\sigma_{b,\text{PS}}^a/dz$  contains all other contributions. Since the  $Z$  boson only splits into a quark  $a$  and its antiquark  $\bar{a}$ , each partonic cross section is proportional to  $Q_a$ , and thus may be written <sup>2</sup>

$$\begin{aligned} \frac{d\sigma_{a,\text{NS}}^a}{dz}(z, s, M_f^2) &= \sigma_0(s) Q_a(s) C_{\text{NS}} \left( z, a_s(s), \ln \frac{M_f^2}{s} \right), \\ \frac{d\sigma_{a,\text{PS}}^b}{dz}(z, s, M_f^2) &= \sigma_0(s) \frac{Q_a(s)}{n_f} C_{\text{PS}} \left( z, a_s(s), \ln \frac{M_f^2}{s} \right) \text{ and} \\ \frac{d\sigma_a^g}{dz}(z, s, M_f^2) &= 2\sigma_0(s) Q_a(s) C_g \left( z, a_s(s), \ln \frac{M_f^2}{s} \right), \end{aligned} \quad (4)$$

---

<sup>2</sup>The contribution proportional to the charge  $Q_a^F(s)$ , which arise from  $Z$ -boson exchange only, will be neglected. At NLO, this changes the cross section by no more than 1% over the whole  $x$  range [3].

where the  $C_i$  are the perturbatively calculable coefficient functions.  $n_f$  is the number of active quark flavours. For the choice  $M_f^2 = s$ , the  $C_i(z, a_s(s), 0) = C_i(z, a_s(s))$  for the unpolarized (i.e. summed over transverse and longitudinal components) cross section are given to NLO by

$$C_{\text{NS}}(z, a_s) = \delta(1-z) + a_s C_F \left[ \left( \frac{2\pi^2}{3} - \frac{9}{2} \right) \delta(1-z) - \frac{3}{2} \left[ \frac{1}{1-z} \right]_+ + (1+z^2) \left[ \frac{\ln(1-z)}{1-z} \right]_+ + 1 + 2 \frac{1+z^2}{1-z} \ln z + \frac{3}{2} (1-z) \right], \quad (5)$$

$$C_{\text{PS}}(z, a_s) = O(a_s^2) \quad \text{and} \quad (6)$$

$$C_g(z, a_s) = a_s C_F \left[ \frac{1+(1-z)^2}{z} (\ln(1-z) + 2 \ln z) - 2 \frac{1-z}{z} \right]. \quad (7)$$

Note that the pure singlet contribution only enters at NNLO. In contrast, in the longitudinal cross section

$$F_{L, S_A}^{S_H}(x, s) = \frac{\sum_{a \in S_A, h \in S_H} \frac{d\sigma_{L,a}^h}{dx}(x, s)}{\sum_{a \in S_A} \sigma_a(s)}, \quad (8)$$

there is a contribution from the pure singlet sector at NLO, while the gluon FF enters at LO (see Appendix A).

We will only apply electroweak theory to LO, in which case Eq. (3) can be obtained by differentiating the untagged cross section (Eq. (3) with  $a$  summed over all flavours) with respect to the physical quantity  $\ln Q_a$ . Therefore the tagged cross section is formally independent of the factorization and renormalization scales and schemes, as it must be to qualify as an observable.

For  $M_f^2 \neq s$ , the coefficient functions will contain terms of the form  $a_s^n(s) \ln^p \frac{M_f^2}{s}$ , where  $p = n, n-1, \dots$ , which will spoil the convergence of the series unless  $M_f^2 = O(s)$ . Thus, in order to be able to describe data over a large range in  $s$ , the dependence of the FF's on  $M_f^2$  must be known. Fortunately this can be calculated using the DGLAP equation,

$$\frac{d}{d \ln M_f^2} D_a^h(z, M_f^2) = \sum_{b=g,q} \int_z^1 \frac{dy}{y} P_{ab} \left( \frac{z}{y}, a_s(M_f^2) \right) D_b^h(y, M_f^2), \quad (9)$$

where the  $a \rightarrow b$  splitting functions  $P_{ab}$  are perturbatively calculable, and are known to NLO. Therefore, in the calculation of cross sections it is sufficient to know the FF's at just one factorization scale  $M_f = M_0$ .

The DGLAP equation is however not valid when  $z$  is small, since due to soft gluon emission the  $P_{ag}(z, a_s)$  contain terms which behave in the limit  $z \rightarrow 0$  like  $(a_s^n/z) \ln^{2n-1-m} z$ , where  $m = 1, \dots, 2n-1$  labels the class of terms (terms which behave like  $a_s^n$  when integrated over the range  $0 < z < 1$  are classified as  $m = 2n$ ), and are therefore unreliable in this limit. This implies that the cross section cannot be reliably calculated at small  $x$ , and the FF's  $D_a^h(z, M_0^2)$  cannot be fitted at small  $z$ . In this case a description of the data requires an alternative approximation such as the MLLA, which is beyond the scope of this paper.

The formal independence of the cross section  $C(a_s(s), \ln(M_f^2/s)) D(M_f^2)$  (where the  $x$  dependence, integrals, discrete labels, sums and charges have been removed for brevity) on  $M_f$  can be written

$$\frac{d}{d \ln k_f} [C(a_s(s), \ln k_f) D(k_f s)] = 0, \quad (10)$$

where  $k_f$  is defined through  $M_f^2 = k_f s$ . In truncated perturbation theory, a dependence of the cross section on  $k_f$  arises corresponding to the freedom within the error of the approximation, so a judicious choice of  $k_f$  is required. Since terms proportional to  $\ln^n k_f$  for  $n = 1, \dots, m$ , where  $m$  increases with the order, arise in the perturbative coefficient function,  $\ln k_f$  must be small to prevent the convergence of the series from being spoilt, and conventionally  $k_f = 1$  is taken. For  $\ln k_f$  small, we can calculate this dependence perturbatively. Expanding the cross section in  $\ln k_f$ , Eqs. (9) and (10) imply that when evolving the FF's to  $M_f^2 = k_f s$  with  $k_f \neq 1$ , the coefficient functions  $C(a_s(s), 0)$  must be replaced by

$$C(a_s(s), \ln k_f) = C(a_s(s), 0) - \ln k_f C(a_s(s), 0) P(a_s(s)) + O(\ln^2 k_f). \quad (11)$$

For the NLO calculation of the unpolarized cross section, Eq. (11) must be used to at least  $O(\ln k_f)$  for consistency. This will be the case for our calculations.

Likewise, the cross section will acquire a dependence on the renormalization scale  $\mu^2 = ks$  when perturbation theory is applied. For the same reason as in the previous paragraph,  $\ln k$  must be small. The choice  $k = 1$  is usually made, and the dependence on  $k$  around this choice can be calculated perturbatively by expanding  $C(a_s(s), \ln k_f)$  in  $a_s(ks)$  to the order being considered. This can be done by first replacing all occurrences of  $a_s(s)$  in  $C(a_s(s), \ln k_f)$  by its Taylor series in  $a_s(ks)$ , which can be obtained by expanding in  $\ln k$ ,

$$a_s(s) = a_s(ks) - \ln k \frac{d}{d \ln k} a_s(ks) + O(\ln^2 k), \quad (12)$$

and then using the result, calculable from perturbation theory, that

$$\frac{d}{d \ln k} a_s(k s) = \beta(a_s(k s)) = - \sum_{n=0}^{\infty} \beta_n a_s^{n+2}(k s), \quad (13)$$

where  $\beta(a_s)$  is the Callan-Symanzik function of QCD. At NLO, Eq. (12) is only needed to  $O(\ln^0 k)$  for consistency, and therefore we simply replace  $a_s(s)$  with  $a_s(k s)$  in the coefficient functions.

Physical arguments suggest that firstly the choice  $k = k_f$  (i.e.  $\mu = M_f$ ) should be made, and secondly that the cross section calculated for  $1/4 \leq k_f \leq 4$  should yield reasonable results, and for this reason the theoretical error on a fitted parameter is conventionally determined by performing fits at the extrema of this range.

The fastest and most accurate way of calculating a cross section is in Mellin space, defined by the transformation

$$F_{S_A}^{S_H}(n, s) = \int_0^1 dx x^{n-1} F_{S_A}^{S_H}(x, s), \quad (14)$$

since convolutions such as that in Eq. (3) become simple products. In particular, Eq. (9) becomes

$$\frac{d}{d \ln M_f^2} D_a^h(n, M_f^2) = \sum_{b=g,q} P_{ab}(n, a_s(M_f^2)) D_b^h(n, M_f^2), \quad (15)$$

which can be solved analytically order by order. The cross section in  $x$  space can then be obtained numerically via the inverse Mellin transform,

$$F_{S_A}^{S_H}(x, s) = \frac{1}{2\pi i} \int_C dn x^{-n} F_{S_A}^{S_H}(n, s), \quad (16)$$

where  $C$  is a contour in Mellin space from  $\text{Im}(n) = -\infty$  to  $\text{Im}(n) = \infty$ , which passes to the right of all poles.

Predictions for data averaged over an  $x$ -bin in the range  $x_l < x < x_h$  are calculated from the formula

$$\langle F_{S_A}^{S_H} \rangle(x_l, x_h, s) = \frac{1}{x_h - x_l} \int_{x_l}^{x_h} dx F_{S_A}^{S_H}(x, s). \quad (17)$$

This integral over  $x$  can be done analytically in Eq. (16),

$$\langle F_{S_A}^{S_H} \rangle(x_l, x_h, s) = \frac{1}{x_h - x_l} \frac{1}{2\pi i} \int_C dn \frac{x_h^{1-n} - x_l^{1-n}}{1-n} F_{S_A}^{S_H}(n, s), \quad (18)$$

giving a further advantage for working in Mellin space that no extra numerical integration is required to obtain  $x$ -bin averaged cross sections.

The light flavour separated data in Ref. [6] may be interpreted as the probability for a tagged quark flavour  $a$  to inclusively emit a hadron of type  $h$  with momentum greater than  $x_p\sqrt{s}/2$ , in which case the corresponding theoretical result for such data may be calculated from the formula

$$\eta_a^h(x_p, s) = \int_{x_p}^1 dx F_{\{a\}}^{\{h\}}(x, s) = (1 - x_p) \langle F_{\{a\}}^{\{h\}} \rangle(x_p, 1, s), \quad (19)$$

and we note that for this expression the  $\eta_a^h(x_p, s)$  constrain the FF's at  $z \geq x_p$  even more than the  $F_{S_A}^{SH}(x, s)$ . However, the experimental definition of the  $\eta_a^h$  is a little more subtle. For a given number  $N_a$  of  $e^+e^-$  annihilation events in which a quark  $a$  is tagged, the number of times  $N_{a \rightarrow h}$  that an *event hemisphere*, defined to be the two regions separated by the plane perpendicular to the thrust axis for each event, contains a particle  $h$  with  $x > x_p$  is determined. Therefore, at LO, where  $a$  and  $\bar{a}$  are never in the same hemisphere,  $\eta_a^h(x_p, s)$  is given by the integral over  $D_a^h(x, s)$  in the range  $x_p < x < 1$ , and this result is consistent with Eq. (19). At NLO the quark  $a$  can emit a gluon which in turn emits the hadron  $h$  according to the gluon FF  $D_g^h$  (see Eq. (3)). In the measurement of  $\eta_a^h(x_p, s)$ , processes in which the gluon is in the opposite hemisphere from the quark  $a$  that emitted it are excluded. However, such processes contribute to Eq. (19). Fortunately, such events in which the gluon is emitted with a large angle with respect to the quark  $a$  are very rare and should contribute very little both to Eq. (19) and the measured  $\eta_a^h$ .

### 3 Method

In this Section we describe our method for obtaining FF's from data. As in Ref. [3], where a detailed discussion on all available data sets is given which will not be repeated here, we use identified hadron data with and without flavour separation from DELPHI [12] and SLD [8], and identified hadron data without flavour separation from ALEPH [13] and TPC [14]. In addition, we use identified hadron data with flavour separation from TPC [15], which was used in Ref. [4] but not in Ref. [3]. Furthermore, for the first time we also include the light flavour separated measurements of quark tagging probabilities from the OPAL Collaboration [6]. However, we exclude charged data since, although such data is accurate, it is typically contaminated with charged particles other than the  $\pi^\pm$ ,  $K^\pm$  and  $p/\bar{p}$ . Such data was used in

Ref. [3], leading to consistent results. However, since in this analysis we aim for more reliable FF's, we use only hadron species separated measurements. We also exclude data for which  $x_l < 0.1$ , since the prediction for the cross section is unreliable in this region as a result of the logarithms from soft gluon emission mentioned in Section 2. After fitting, we then compare cross sections calculated from our FF's and  $\alpha_s(M_Z)$  with the unidentified hadron data with flavour separation from TPC [15], with and without flavour separation from ALEPH [16, 17], DELPHI [12] and OPAL [18], without flavour separation from SLD [8], the unidentified hadron gluon-tagged three-jet data from ALEPH [19] and OPAL [20] and the identified hadron tagging probabilities with heavy quark flavour separation from OPAL [6]. The latter data set is not included in the fit since the heavy quark FF's are much better constrained by the larger quantity and quality of heavy quark-tagged data from DELPHI, SLD and TPC.

All theoretical quantities are calculated to NLO in the  $\overline{\text{MS}}$  scheme. For our main fit, we evolve the FF's from  $M_f = M_0$  to  $M_f = \sqrt{s}$ , and vary the scales as described in Section 2 to determine the theoretical errors on  $\alpha_s(M_Z)$ . We take  $M_0 = \sqrt{2}$  GeV for  $a = u, d, s, g$ . As  $M_f$  is increased from  $M_0$  to  $\sqrt{s}$ , the number of flavours used in the evolution of the FF's and the strong coupling is first set to  $n_f = 3$  and only the light quark and gluon FF's are non zero until  $M_f = m(\eta_c) = 2.9788$  GeV, where the charm FF is set equal to its initial distribution and included in the set of FF's to be evolved, and the number of flavours is taken to be  $n_f = 4$ . The bottom FF is treated in the same way, being introduced when  $M_f = m(\Upsilon) = 9.46037$  GeV. Our FF's are summed over hadrons which are of the same species but opposite charges, and averaged over quark and antiquark. We do not consider cross sections which depend on the difference between quark and antiquark FF's summed over any given set of emitted hadrons, although it must be noted that this difference is zero when this set contains a sum over charges, by charge conjugation invariance. Since we use accurate data at 29 GeV and 91.2 GeV, we are in a position to extract the parameter  $\alpha_s(M_Z)$ , the quantity which determines the running of  $a_s(\mu^2)$ . We therefore free this parameter in our fit. We choose the usual parameterization

$$D_a^h(x, M_0^2) = Nx^\alpha(1-x)^\beta \quad (20)$$

for each of our FF's. In Mellin space, the FF's are then proportional to  $\Gamma(n+\alpha)/\Gamma(n+\alpha+\beta+1) \simeq 1/(n+\alpha)$  for  $n \simeq -\alpha$ , and this behaviour persists even after evolution and convolution with coefficient functions. A fast and accurate evaluation of Eq. (18) is obtained by integrating along the contour of steepest descent. In addition, a transformation of variables is

required to make the range of integration finite, although the integrand of the new integral must be finite everywhere. For this type of calculation it is well known that these qualities can be achieved well by performing the integral in Eq. (18) over the range  $0 \leq t \leq 1$ , where  $t$  is defined by

$$n = c + \frac{3}{3 + \ln \frac{1}{x_l}} + \frac{1}{1 - x_l} + \frac{2(1 - i) \ln t}{\ln \frac{1}{x_l}}, \quad (21)$$

where the real constant  $c$  is chosen such that the contour lies to the right of all poles.

In Ref. [3], no data was used which could allow for the difference between the  $d$  and  $s$  FF's to be determined. (The FF's for the  $u$  can be determined since its electroweak charge is different to that of  $d$  and  $s$ .) The authors constrained this difference by imposing the valence quark structure at all momentum fractions and SU(3) invariance, giving the relations

$$\begin{aligned} D_u^{\pi^\pm}(x, M_0^2) &= D_d^{\pi^\pm}(x, M_0^2), \\ D_u^{K^\pm}(x, M_0^2) &= D_s^{K^\pm}(x, M_0^2) \text{ and} \\ D_u^{p/\bar{p}}(x, M_0^2) &= 2D_d^{p/\bar{p}}(x, M_0^2). \end{aligned} \quad (22)$$

Such constraints can be implemented by fixing the parameters  $N$ ,  $\alpha$  and  $\beta$  of the FF's on the right hand sides to be equal to those of the FF's on the left hand side, with the exception that the parameter  $N$  of  $D_u^{p/\bar{p}}$  must be fixed to twice the value of that of  $D_d^{p/\bar{p}}$ <sup>3</sup>. With such conditions on the parameterization, a good fit to the data used was obtained.

The first line in Eq. (22) also follows from SU(2) isospin invariance, and is therefore expected to be accurate [21]. Indeed, the approximate result  $\eta_d^{\pi^\pm} = \eta_u^{\pi^\pm}$  implied by this relation is found to hold within 2% for  $x_p \geq 0.2$ . However, the second line in Eq. (22) is expected to be strongly violated since the  $s$  quark has a significantly larger mass than the  $u$  quark. Already in 1977, Field and Feynman [7] assumed that due to the larger mass of  $s$  quarks, the  $\bar{s} \rightarrow K^+$  transition should happen more frequently than the  $u \rightarrow K^+$  one because less energy is needed for the creation of a  $u\bar{u}$  pair from the vacuum than for a  $s\bar{s}$  pair. This is measured by the suppression factor  $\gamma_s$  of strange quarks, which is known from various strange/non-strange hadron production

---

<sup>3</sup>In Ref. [3], a conceptual error was made. The parameters  $\alpha$  and  $\beta$  of  $D_u^{p/\bar{p}}$  were also fixed to be equal to twice those of  $D_d^{p/\bar{p}}$ . This does not invalidate that fit, but implies that the parameterizations for the proton FF's in Ref. [10] are valid only if this erroneous identification is made, which was not explicitly mentioned.

rates to be around  $\gamma_s \simeq 0.3$ . (For a compilation, see Ref. [22].) The third line in Eq. (22), assumed earlier also in Ref. [23], can also be justified for  $x \rightarrow 1$  by the valence ratios and dimensional counting powers [24]. Indeed, in the OPAL analysis of Ref. [6], the ratio  $\eta_d^{p/\bar{p}}/\eta_u^{p/\bar{p}}$  is consistent with 0.5 for all  $x_p \geq 0.2$ , but only inside the rather large errors. However, decays from heavier baryons such as  $\Lambda$  or  $\Delta$  resonances might change this ratio. Furthermore, within the LUND string model [25] the actual value of the ratio  $\eta_d^{p/\bar{p}}/\eta_u^{p/\bar{p}}$  at large  $x_p$  would be a direct measure of the size of the suppression of diquarks with spin 1 relative to those with spin 0, since Fermi-Dirac statistics requires a  $uu$  diquark to have angular momentum  $L = 1$ . In summary, all relations in Eq. (22), particularly the last two, may be violated to a possibly relevant degree, but in any case since we will use the data of Ref. [6] in our analysis, we shall not impose these relations.

## 4 Results

In this Section we report the results obtained from the fit described in Section 3. We obtain

$$\alpha_s(M_Z) = 0.1176^{+0.0053}_{-0.0067}[\text{exp}]^{+0.0007}_{-0.0009}[\text{theo}] = 0.1176^{+0.0053}_{-0.0068}. \quad (23)$$

This is equivalent to the result  $\Lambda_{\overline{\text{MS}}}^{(5)} = 221 \pm 74[\text{exp}]^{+9}_{-10}[\text{theo}]$  MeV. The experimental errors are obtained by varying  $\alpha_s(M_Z)$ , keeping all other parameters fixed, until  $\chi_{\text{DF}}^2$  increases by unity. The theoretical errors, determined using the method described in Section 2, turn out to be negligible relative to the experimental ones, most likely because the  $x$  range of the data used is very limited. The second result in Eq. (23), whose upper and lower errors are obtained by adding the upper and lower errors respectively of both sources in quadrature, is consistent with the KKP result [26] of  $\alpha_s(M_Z) = 0.1170^{+0.0058}_{-0.0073}$  (which includes the theoretical error). In Table 1, we show the values of the remaining, FF parameters obtained from the fit. Since  $N$  and  $\beta$  are highly correlated and the large  $x$  data generally has the largest errors, for some FF's these two parameters are large. However, over the range  $0.1 \leq x \leq 1$ , all FF's are of similar order in magnitude.

We obtained  $\chi_{\text{DF}}^2 = 1.15$ , indicating an overall good description of the data. The resulting  $\chi_{\text{DF}}^2$  values for the OPAL light quark tagging probabilities from Ref. [6] are shown in Table 2. The description of the data in which a  $K^\pm$  and  $p/\bar{p}$  is detected is excellent, except for the process  $d \rightarrow p/\bar{p}$ . For this and the  $\pi^\pm$  data, which has the highest accuracy, a fit without the data

points at  $x_p = 0.2$  results in all values of  $\chi_{\text{DF}}^2$  being around unity, although the resulting FF's from that fit are not considerably different to those from the main fit. This data, together with the corresponding theoretical curves calculated from our FF set (labelled AKK), and with the curves from the sets of Ref. [3] (labelled KKP) and Ref. [4] (labelled Kretzer), are shown in Fig. 1. We see that for the  $s, d \rightarrow K^\pm$  transitions, the corresponding AKK curves are in good agreement with the data while the KPP and Kretzer curves strongly disagree. The Kretzer set fails to lead to a decent description for the  $\eta_d^\pi$  data, but otherwise all  $\pi^\pm$  data is well described by all three sets. Our set and the KKP set lead to a good description of the  $p/\bar{p}$  data (which were not used in the determination of the Kretzer set). In Table 3 we list the  $\chi_{\text{DF}}^2$  values for the heavy quark tagging probabilities, which were not used in the fit. Clearly the  $\chi_{\text{DF}}^2$  are unacceptably high. In order to check that this was not a result of the inadequacy of our parameterization to allow for a description of both small  $x$  and large  $x$  data (since, as discussed around Eq. (19), the OPAL quark tagging probabilities provide more constraints on the FF's at large  $x$ ), we performed three new fits which included the heavy quark tagging probabilities, the first being otherwise similar to the main fit, the other two having the following differences: For the second fit, the quark FF's were modified by multiplying the right hand side of Eq. (20) with  $(1 + \gamma x)$ , with  $\gamma$  different for each quark FF and fixed to zero for the gluon FF, and each  $\gamma$  was included in the set of free parameters to be fitted. In the third fit, all  $x_l < 0.2$  data were excluded. No significant improvement to the description of the heavy quark tagging probabilities was obtained in all three fits. We therefore assume that this discrepancy is caused by the inclusion of large angle gluon emission effects in Eq. (19), as described at the end of Section 2. However, since we have sufficient data to constrain the heavy quark FF's, we will not pursue this problem further in this paper. All remaining values of  $\chi_{\text{DF}}^2$  from data used in the fit are listed in Table 4. Each of these lie around or below unity. Since an excellent fit is obtained to DELPHI, SLD and TPC heavy quark-tagged data, we conclude that our fitted heavy quark FF's are reliable even though using them in Eq. (19) leads to a poor description of the OPAL heavy quark tagging probabilities. Since the DELPHI, SLD and TPC light quark-tagged data is well fitted with the light quark tagging probabilities, Eq. (19) is sufficient for describing the latter data. The values of  $\chi_{\text{DF}}^2$  for the data to be used for comparison, which were discussed at the beginning of Section 3, are also shown. The serious disagreement with the ALEPH [16, 17] and OPAL [18] data found here was also found in Ref. [3], where it was argued that this data has a sizeable contribution from charged particles other than the three lightest charged hadrons. For the ALEPH data without flavour separation, this argument is supported by the fact that the

data for charged hadron production significantly overshoots the sum of the hadron identified data.

In Figs. 3 – 6, we show all these normalized differential cross section data used for fitting and for comparison, together with the corresponding theoretical curves from the fit. The TPC flavour separated data [15], particularly the  $uds$  quark-tagged data, lie far from their theoretical predictions, however it must be understood that these data are rather old compared to the rest of the data used in the fit. At any rate, using them has not affected the overall quality of the fit since their errors are large, which explains why their  $\chi^2_{\text{DF}}$  values in Table 4 are not too far from unity. Qualitatively, at least, the rise in the calculated cross section at low  $x$  for decreasing  $\sqrt{s}$  is confirmed by the TPC data, as was first noted in Ref. [4]. These figures show that the only TPC data which can significantly constrain  $\alpha_s(M_Z)$  are the  $\pi^\pm$  and  $K^\pm$  identified data shown in Fig. 3. In Fig. 7, we show the gluon-tagged three-jet data together with the theoretical curves for  $D_g(x, 2E_{\text{jet}})$ . The resulting  $\chi^2_{\text{DF}}$  values shown in the last two lines of Table 4 are very high, but it must be kept in mind that the theoretical calculation is only correct at LO, and the gluon is only determined at LO. In Ref. [3], where this data was used in the fit, this identification was made only because the gluon FF is much less constrained by the remaining data than the quark FF's.

In Fig. 8, we compare the longitudinal cross section with the data without flavour separation from ALEPH [16], DELPHI [27] and OPAL [28] and for light and  $b$  quark separation from DELPHI [27]. The  $x$  space coefficient functions of the longitudinal cross section are given in Ref. [29]. However, since our cross sections are calculated in Mellin space, we calculate the Mellin transform of these quantities as detailed in Appendix A. (An alternative procedure would be to evolve the FF's in Mellin space as before, and perform the convolution of the coefficient functions with the evolved FF's in  $x$  space. However, this procedure is numerically very slow.) In the unpolarized cross sections used in our fit, the gluon FF for each hadron enters only at NLO and so is only determined to LO in our analysis, while it enters at LO in the longitudinal cross section, for which a gluon FF determined to NLO is therefore required. Thus the curves in Fig. 8 are not completely NLO, but serve to determine the quality of our gluon FF. The agreement is excellent for the ALEPH and OPAL data, and good for the DELPHI data. Our curves are also very similar to those obtained in Ref. [3], where the LO curves from these authors' LO analysis are also shown. These latter curves do not agree with the ALEPH and OPAL data as well as the NLO ones. Thus treating the LO gluon FF obtained from their and our fits as NLO results in no loss

of consistency in this case.

Finally, we compare cross sections calculated using our FF's for particle production in proton-(anti)proton initiated processes with experimental data. Such processes are highly dependent on the individual light quark flavour FF's, due to the partonic structure of the proton. We use the coefficient functions for the processes  $a + b \rightarrow c + X$ , where  $a$ ,  $b$  and  $c$  denote partons, to NLO as calculated in Ref. [30]. We convolute these with our evolved FF's for parton  $c$ , and the evolved CTEQ6M parton distribution functions [31] for  $a$  and  $b$ . Since our fitted result of  $\Lambda_{\overline{\text{MS}}}^{(5)} = 221$  MeV is very similar to the result of  $\Lambda_{\overline{\text{MS}}}^{(5)} = 226$  MeV obtained in Ref. [31], we use the former result in the calculation of  $a_s(\mu)$ . We take  $M_f = kp_T$ . The cross section at  $x_T = 2p_T/\sqrt{s}$  depends on the FF's for the whole region  $x_T < z < 1$ . Since we do not (reliably) determine the FF's below  $z = 0.1$  and/or  $M_f = M_0$ , we take them in this region to be equal to their values at this point. Graphically, we found no discernible difference between the resulting predictions and those obtained when the FF's in this region were fixed to zero. Firstly, we calculate the invariant differential cross section for inclusive  $\pi^0$  production for the process  $p + p \rightarrow \pi^0 + X$  as measured by PHENIX at  $\sqrt{s} = 200$  GeV in Ref. [11]. For this we assume the relation

$$D_a^{\pi^0}(x, M_f^2) = \frac{1}{2} D_a^{\pi^\pm}(x, M_f^2) \quad (24)$$

to be true, which follows from SU(2) flavour symmetry for pions (see Ref. [32]). Here,  $D_a^{\pi^0}$  is the average of the FF's for the processes  $a, \bar{a} \rightarrow \pi^0$ . (Recall  $D_a^{\pi^\pm}(x, M_f^2)$  is also averaged over  $a$  and  $\bar{a}$ , but summed over  $\pi^+$  and  $\pi^-$ .) The results are shown in Fig. 9 for  $k = 1/4, 1$  and  $4$ , together with the PHENIX data. In addition, we also compare the cross section calculated from the FF's obtained in Ref. [3]. For  $p_T > 7$  GeV, the curve for  $k = 1$  lies closer to the centre of the data than the KKP curve does. Secondly, we calculate the invariant differential cross section for inclusive  $K_S^0$  production for the process  $p + p \rightarrow K_S^0 + X$  as preliminarily measured by STAR at  $\sqrt{s} = 200$  GeV [33]<sup>4</sup>, and for the process  $p + \bar{p} \rightarrow K_S^0 + X$  as measured by UA1 at  $\sqrt{s} = 630$  GeV in Ref. [34]. For this we assume the relation

$$D_a^{K_S^0}(x, M_f^2) = \frac{1}{2} D_b^{K^\pm}(x, M_f^2) \quad (25)$$

to be true, where  $b = u, d$  if  $a = d, u$ , otherwise  $b = a$ . Eq. (25) follows from SU(2) flavour symmetry for kaons (see Ref. [32]), and is confirmed by

---

<sup>4</sup>In [33], the quantity  $1/(2\pi N_{\text{events}} p_T) (d^2 N / (dp_T dy))|_{y=0}$  is measured. These data must be multiplied by  $\sigma = 30$  mb to obtain the corresponding data for  $Ed^3\sigma/dp^3$ .

the fact that the error bars for the OPAL measurements in Ref. [6] for the production of  $K_S^0$  and  $K^\pm$  mesons overlap. The predictions are shown in Fig. 10, in a format similar to Fig. 9. For  $p_T > 1.5$  GeV, the  $k = 1$  curve agrees better with the STAR data than the KKP curve. This disagreement in the latter case was observed in Ref. [33]. However, for the older UA1 data our predictions differ considerably over the whole range, although they are consistent with the data within the theoretical errors for  $p_T > 4.5$  GeV, while the KKP curve gives good agreement. This problem at low  $p_T$  may be caused by the failure of fixed order perturbation theory at low  $x_T$ .

## 5 Conclusions

This work is an update of the KKP analysis [3], the main difference being that the OPAL results on light quark tagging probabilities have been used to phenomenologically constrain the individual light quark FF's for the first time. We find that the inclusion of this data in the fit makes an important difference to the description of the  $d, s \rightarrow K^\pm$  transitions. Light flavour separated FF's are essential for making predictions for inclusive cross sections in which there is at least one proton in the initial state and one light hadron in the final state (or more than one, in which case other non perturbative quantities are also required for subprocesses in which multiple hadrons are emitted from a single parton). Such cross sections will be measured, for example, at the LHC. In addition, we have included the flavour separated TPC data [15] at  $\sqrt{s} = 29$  GeV, but such data makes little difference to the fit. We have excluded all charged data to be confident that none of the data sets used were contaminated with charged particles other than the three lightest charged hadrons. However, good agreement with much of the available charged hadron data, in particular that from DELPHI and SLD, was achieved. We point out that although our gluon FF for each hadron has been formally determined to LO only, treating it as NLO leads to good agreement with the measured longitudinal cross sections in the literature. Finally, relative to the KKP predictions, we obtain a slightly improved description of the PHENIX data for the invariant differential cross section for inclusive  $\pi^0$  production and a significantly improved description of the STAR data for the invariant differential cross section for inclusive  $K_S^0$  production. This shows that the correct light quark flavour separation in FF's is important for the description of inclusive production of light charged hadrons in proton-(anti)proton initiated processes.

A determination of  $\alpha_s(M_Z)$  has been performed. We have also calculated the theoretical error and find it to be negligible relative to the experimental error. We obtain  $\alpha_s(M_Z) = 0.1176^{+0.0053}_{-0.0068}$ , which agrees with the Particle Data Group's world average of  $\alpha_s(M_Z) = 0.1187 \pm 0.002$  [35].

In order to make predictions, our fitted FF's over the range  $0.1 < z < 1$  and  $M_0 < M_f < 200$  GeV can be obtained from the FORTRAN routines at <http://www.desy.de/~simon/AKK2005FF.html>, which are calculated using cubic spline interpolation on a linear grid in  $(z, \ln M_f^2)$ .

## A APPENDIX

In this appendix, we give all information needed to calculate the longitudinal coefficient functions to NLO in Mellin space.

The coefficient functions for the longitudinal cross section are given to NLO by [29]

$$\begin{aligned}
C_{L,NS}(z, a_s) = & a_s C_F + a_s^2 \left[ C_F^2 \left\{ 4S_{1,2}(1-z) - 12\text{Li}_3(-z) + 4\ln z \text{Li}_2(-z) \right. \right. \\
& + 4\zeta(2)\ln(1+z) + 4[2\ln(1+z)\text{Li}_2(-z) + \ln z \ln^2(1+z) + 2S_{1,2}(-z)] \\
& - 4\zeta(2)\ln(1-z) - 2\ln^2 z \ln(1+z) - 4\zeta(3) + \left(\frac{7}{2} + z\right)\ln(1-z) \\
& + \left(-4 + \frac{12}{5}z^{-2} - 8z - \frac{8}{5}z^3\right) \left[-\frac{1}{2}\tilde{\Phi}(z) + \frac{1}{4}\ln^2 z - \frac{\zeta(2)}{2}\right] - 3\text{Li}_2(1-z) \\
& + \ln z \ln(1-z) + \left(4 - 8z - \frac{8}{5}z^3\right)\zeta(2) + \ln^2(1-z) + \left(-\frac{3}{2} + 4z + \frac{4}{5}z^3\right)\ln^2 z \\
& + \left(\frac{17}{10} - \frac{12}{5}z^{-1} + \frac{6}{5}z + \frac{8}{5}z^2\right)\ln z - \frac{147}{20} + \frac{12}{5}z^{-1} - \frac{9}{10}z + \frac{8}{5}z^2 \Big\} \\
& + C_A C_F \left\{ -2S_{1,2}(1-z) - 2[2\ln(1+z)\text{Li}_2(-z) + \ln z \ln^2(1+z) + 2S_{1,2}(-z)] \right. \\
& + 6\text{Li}_3(-z) - 2\zeta(2)\ln(1+z) + 2\zeta(2)\ln(1-z) - 2\ln z \text{Li}_2(-z) + \ln^2 z \ln(1+z) \\
& + \left(2 - \frac{6}{5}z^{-2} + 4z + \frac{4}{5}z^3\right) \left[-\frac{1}{2}\tilde{\Phi}(z) + \frac{1}{4}\ln^2 z - \frac{\zeta(2)}{2}\right] + \zeta(2)\left(4z + \frac{4}{5}z^3\right) \\
& - \left(2z + \frac{2}{5}z^3\right)\ln^2 z - \frac{23}{6}\ln(1-z) + \left(-\frac{73}{30} + \frac{6}{5}z^{-1} + \frac{2}{5}z - \frac{4}{5}z^2\right)\ln z + 2\zeta(3) \\
& + \frac{1729}{180} - \frac{6}{5}z^{-1} - \frac{49}{30}z - \frac{4}{5}z^2 \Big\} \\
& + C_F T_{Rn_f} \left\{ \frac{2}{3}(\ln(1-z) + \ln z) - \frac{25}{9} + \frac{2}{3}z \right\} \Big], \tag{26}
\end{aligned}$$

$$C_{\text{L,PS}}(z, a_s) = a_s^2 C_F T_R n_f \left\{ 4\text{Li}_2(1-z) + 4 \ln z \ln(1-z) + 6 \ln^2 z - \frac{28}{3} - 4z^{-1} \right. \\ \left. + \frac{52}{3}z - 4z^2 + \left( \frac{8}{3}z^{-1} - 4z + \frac{4}{3}z^2 \right) \ln(1-z) + \left( -8 + \frac{16}{3}z^{-1} - 8z + \frac{4}{3}z^2 \right) \ln z \right\} \quad (27)$$

and

$$C_{\text{L,g}}(z, a_s) = a_s C_F \left[ \frac{2}{z} - 2 \right] + a_s^2 \left[ C_F^2 \left\{ + 2\text{Li}_2(1-z) + 2 \ln z \ln(1-z) + \frac{4}{15}\zeta(2)z^3 \right. \right. \\ \left. + \left( 3 - \frac{2}{15}z^3 \right) \ln^2 z + \left( -\frac{4}{3} + \frac{8}{5}z^{-2} + \frac{4}{15}z^3 \right) \left[ -\frac{1}{2}\tilde{\Phi}(z) + \frac{1}{4}\ln^2 z - \frac{\zeta(2)}{2} \right] \right. \\ \left. + (-3 + 4z^{-1} - 2z) \ln(1-z) + \left( -\frac{1}{5} + \frac{12}{5}z^{-1} - \frac{28}{15}z - \frac{4}{15}z^2 \right) \ln z \right. \\ \left. + \frac{3}{5} - \frac{12}{5}z^{-1} + \frac{31}{15}z - \frac{4}{15}z^2 \right\} \\ + C_A C_F \left\{ (4 + 4z^{-1}) \left[ -\frac{1}{2}\tilde{\Phi}(z) + \frac{1}{4}\ln^2 z - \frac{\zeta(2)}{2} \right] - \frac{8}{z}\text{Li}_2(1-z) \right. \\ \left. + (-2 + 2z^{-1}) \ln^2(1-z) - (6 + 8z^{-1}) \ln^2 z + \left( 18 - \frac{58}{3}z^{-1} + 2z - \frac{2}{3}z^2 \right) \ln(1-z) \right. \\ \left. + \zeta(2) (-8 + 12z^{-1}) + \left( 14 - \frac{44}{3}z^{-1} + 4z - \frac{2}{3}z^2 \right) \ln z - 8 \ln z \ln(1-z) \right. \\ \left. - \frac{40}{3} + \frac{56}{3}z^{-1} - \frac{20}{3}z + \frac{4}{3}z^2 \right\} \Bigg], \quad (28)$$

where the polylogarithms  $\text{Li}_n$  for  $n = 2, 3$  and the harmonic sum  $S_{1,2}$  are defined as

$$\text{Li}_2(x) = - \int_0^x \frac{dy}{y} \ln(1-y), \\ \text{Li}_3(x) = \int_0^x \frac{dy}{y} \ln \frac{y}{x} \ln(1-y) \text{ and} \\ S_{1,2}(x) = \frac{1}{2} \int_0^x \frac{dy}{y} \ln^2(1-y). \quad (29)$$

To calculate the Mellin transform of the coefficient functions we require only the results in Table A, which are obtained from Ref. [36]. Formally,  $\eta = (-1)^n$ , although to analytically continue the results in the right hand columns to complex  $n$  requires taking

$$\eta = \exp[-\pi \text{Im}(n)] [\cos(\pi \text{Re}(n)) + i \sin(\pi \text{Re}(n))]. \quad (30)$$

The harmonic sums  $S_j(n)$  are defined for integer  $n$  by

$$S_j(n) = \sum_{k=1}^n \frac{1}{k^j}. \quad (31)$$

For complex  $n$ , the harmonic sums with  $j = 1, 2, 3$  can be calculated using the results [37]

$$\begin{aligned} S_1(n) &= \psi(n+1) + \gamma_E, \\ S_2(n) &= -\psi'(n+1) + \zeta(2) \text{ and} \\ S_3(n) &= \frac{1}{2}\psi''(n+1) + \zeta(3), \end{aligned} \tag{32}$$

where  $\psi(n)$  and its derivatives can be evaluated for large  $n$  using

$$\psi(n) = \ln n - \frac{1}{2n} - \frac{1}{12n^2} + \frac{1}{120n^4} - \frac{1}{252n^6} + \frac{1}{240n^8} - \frac{1}{132n^{10}} + O\left(\frac{1}{n^{12}}\right). \tag{33}$$

As noted in Ref. [38], the harmonic sums when  $n$  is small can be calculated by using Eq. (31) to write  $S_j(n)$  in the form

$$S_j(n) = S_j(n+r) - \sum_{k=1}^r \frac{1}{(k+n)^j}, \tag{34}$$

where  $r$  is chosen such that  $\text{Re}(n+r)$  is large enough to calculate  $S_j(n+r)$  using Eq. (33).

The function  $\tilde{S}(n)$  (also known as  $S_{-2,1}(n)$ ) is defined for integer  $n$  by

$$\tilde{S}(n) = \sum_{k=1}^n \frac{(-1)^k}{k^2} \sum_{r=1}^k \frac{1}{r}. \tag{35}$$

A method for calculating  $\tilde{S}(n)$  is given in Ref. [38]. Here we present an alternative method which is similar to the calculation of the  $S_j(n)$  using Eqs. (33) and (34). Firstly, we analytically continue Eq. (35) to complex values of  $n$  by writing it in the form

$$\tilde{S}(n) = \sum_{k=1}^{\infty} \frac{(-1)^k}{k^2} \sum_{r=1}^k \frac{1}{r} - (-1)^n \sum_{k=1}^{\infty} \frac{(-1)^k}{(k+n)^2} S_1(k+n). \tag{36}$$

The first term gives  $-\frac{5}{8}\zeta(3)$ . For all values of  $n$  except for  $n = -1, -2, \dots$ , the second term converges, but very slowly. Instead, we use Eq. (35) to write  $\tilde{S}(n)$  in the form

$$\tilde{S}(n) = \tilde{S}(n+r) - (-1)^n \sum_{k=1}^r \frac{(-1)^k}{(k+n)^2} S_1(n+k), \tag{37}$$

where  $r$  is chosen such that  $\text{Re}(n+r)$  is large, and calculate  $\tilde{S}(n+r)$  as a series in  $1/(n+r)$ . For this purpose, we write  $S_1(n+k)$  in the form

$$S_1(n+k) = \ln n + \gamma_E + \sum_{l=1}^{\infty} \frac{1}{n^l} \sum_{m=0}^l A_m^l k^m, \quad (38)$$

where the  $A_m^l$  may be easily calculated using the first relation in Eq. (32) and Eq. (33), then we expand the second term in Eq. (36) in  $\frac{1}{n}$ , making use of the relation

$$\sum_{k=1}^{\infty} (-1)^k k^r = \left( x \frac{d}{dx} \right)^r \left( \frac{1}{1+x} - 1 \right) \Big|_{x=1}, \quad (39)$$

to obtain the result

$$\begin{aligned} & \sum_{k=1}^{\infty} \frac{(-1)^k}{(k+n)^2} \sum_{r=1}^{k+n} \frac{1}{r} \\ &= (\ln n + \gamma_E) \sum_{p=0}^{\infty} \frac{1}{n^{p+2}} (-1)^p (p+1) \left( x \frac{d}{dx} \right)^p \left( \frac{1}{1+x} - 1 \right) \Big|_{x=1} \\ &+ \sum_{p=1}^{\infty} \frac{1}{n^{p+2}} \sum_{r=0}^{p-1} (-1)^r (r+1) \sum_{m=0}^{p-r} A_m^{p-r} \left( x \frac{d}{dx} \right)^{r+m} \left( \frac{1}{1+x} - 1 \right) \Big|_{x=1}. \end{aligned} \quad (40)$$

The coefficient of the terms  $1/n^p$  may now be evaluated, and we find

$$\begin{aligned} \tilde{S}(n) &= -\frac{5}{8} \zeta(3) \\ &- \eta(n) \left[ (\ln n + \gamma_E) \left( -\frac{1}{2n^2} + \frac{1}{2n^3} - \frac{1}{2n^5} + \frac{3}{2n^7} - \frac{17}{2n^9} + O\left(\frac{1}{n^{11}}\right) \right) \right. \\ &\left. - \frac{1}{2n^3} + \frac{5}{12n^4} + \frac{11}{24n^5} - \frac{151}{240n^6} - \frac{469}{240n^7} + \frac{331}{126n^8} + \frac{67379}{5040n^9} + O\left(\frac{1}{n^{10}}\right) \right]. \end{aligned} \quad (41)$$

Since all occurrences of  $\eta^2$  must be replaced by unity in the analytic continuation, in the second row of Table A, we have made the necessary adjustments to that result presented in Ref. [36].

FORTTRAN routines for the longitudinal coefficient functions to NLO in Mellin space are provided at [http://www.desy.de/~simon/cf\\_long.html](http://www.desy.de/~simon/cf_long.html).

## B Acknowledgements

The authors would like to thank M. Heinz for providing us with the numerical values for the  $p + p \rightarrow K_S^0 + X$  STAR data shown graphically in Ref. ([33]). This work was supported in part by the Deutsche Forschungsgemeinschaft through Grant No. KN 365/3-1, and by the Bundesministerium für Bildung und Forschung through Grant No. 05 HT4GUA/4.

## References

- [1] V.N. Gribov, L.N. Lipatov, *Yad. Fiz.* 15 (1972) 781 [*Sov. J. Nucl. Phys.* 15 (1972) 438];  
G. Altarelli, G. Parisi, *Nucl. Phys. B* 126 (1977) 298;  
Yu.L. Dokshitser, *Zh. Eksp. Teor. Fiz.* 73 (1977) 1216 [*Sov. Phys. JETP* 46 (1977) 641].
- [2] S. Albino, B.A. Kniehl, G. Kramer, *Eur. Phys. J. C* 38 (2004) 177.
- [3] B.A. Kniehl, G. Kramer, B. Pötter, *Nucl. Phys. B* 582 (2000) 514.
- [4] S. Kretzer, *Phys. Rev. D* 62 (2000) 054001.
- [5] L. Bourhis, M. Fontannaz, J.Ph. Guillet, M. Werlen, *Eur. Phys. J. C* 19 (2001) 89.
- [6] OPAL Collaboration, G. Abbiendi et al., *Eur. Phys. J. C* 16 (2000) 407.
- [7] R.D. Field, R.P. Feynman, *Phys. Rev. D* 15 (1977) 2590;  
R.D. Field, R.P. Feynman, *Nucl. Phys. B* 136 (1978) 1.
- [8] SLD Collaboration, K. Abe et al., *Phys. Rev. D* 59 (1999) 052001.
- [9] D. d’Enterria, Report No. nucl-ex/0411049, submitted to *J. Phys. G: Nucl. Phys.*
- [10] B.A. Kniehl, G. Kramer, B. Pötter, *Nucl. Phys. B* 597 (2001) 337.
- [11] PHENIX Collaboration, S.S. Adler et al., *Phys. Rev. Lett.* 91 (2003) 241803.
- [12] DELPHI Collaboration, P. Abreu et al., *Eur. Phys. J. C* 5 (1998) 585.
- [13] ALEPH Collaboration, D. Buskulic et al., *Z. Phys. C* 66 (1995) 355.

- [14] TPC/Two-Gamma Collaboration, H. Aihara et al., Report No. LBL-23737 and UC-34D, March 1988;  
TPC/Two-Gamma Collaboration, H. Aihara et al., Phys. Rev. Lett. 61 (1988) 1263.
- [15] X.-Q. Lu, PhD Thesis, John Hopkins University, 1986, Report No. UMI-87-07273;  
TPC/Two-Gamma Collaboration, H. Aihara et al., Phys. Lett. B 184 (1987) 299.
- [16] ALEPH Collaboration, D. Buskulic et al., Phys. Lett. B 357 (1995) 487;  
ALEPH Collaboration, D. Buskulic et al., Phys. Lett. B 364 (1995) 247 (Erratum).
- [17] C. Padilla Aranda, PhD Thesis, Universitat Autònoma de Barcelona, September 1995, Report No. CERN-THESIS-99-051.
- [18] OPAL Collaboration, K. Ackerstaff et al., Eur. Phys. J. C 7 (1999) 369.
- [19] ALEPH Collaboration, R. Barate et al., Eur. Phys. J. C 17 (2000) 1.
- [20] OPAL Collaboration, G. Abbiendi et al., Eur. Phys. J. C 11 (1999) 217.
- [21] M. Gronau, F. Ravndal, Y. Zarmi, Nucl. Phys. B 51 (1973) 611.
- [22] I.G. Knowles et al., in: G. Altarelli, T. Sjöstrand, F. Zwirner (Eds.), Physics at LEP2, Report No. CERN 96-01, February 1996, Vol. 2, p. 103, hep-ph/9601212.
- [23] R. Baier, J. Engels, B. Petersson, Z. Phys. C 2 (1979) 265.
- [24] D.L. Jones, J.F. Gunion, Phys. Rev. D 19 (1979) 867.
- [25] B. Andersson, G. Gustafson, G. Ingelman, T. Sjöstrand, Phys. Rept. 97 (1983) 31.
- [26] B.A. Kniehl, G. Kramer, B. Pötter, Phys. Rev. Lett. 85 (2000) 5288.
- [27] DELPHI Collaboration, P. Abreu et al., Eur. Phys. J. C 6 (1999) 19.
- [28] OPAL Collaboration, R. Akers et al., Z. Phys. C 68 (1995) 203.
- [29] P.J. Rijken, W.L. van Neerven, Phys. Lett. B 386 (1996) 422;  
P.J. Rijken, W.L. van Neerven, Nucl. Phys. B 487 (1997) 233.

- [30] F. Aversa, P. Chiappetta, M. Greco, J.Ph. Guillet, Phys. Lett. B 210 (1988) 225;  
 F. Aversa, P. Chiappetta, M. Greco, J.Ph. Guillet, Phys. Lett. B 211 (1988) 465;  
 F. Aversa, P. Chiappetta, M. Greco, J.Ph. Guillet, Nucl. Phys. B 327 (1989) 105.
- [31] CTEQ Collaboration, D. Stump, J. Huston, J. Pumplin, W.-K. Tung, H.-L. Lai, S. Kuhlmann, J.F. Owens, JHEP 10 (2003) 046.
- [32] J. Binnewies, B.A. Kniehl, G. Kramer, Phys. Rev. D 52 (1995) 4947.
- [33] M. Heinz, hep-ex/0501059, submitted to J. Phys. G.
- [34] UA1 Colaboration, G. Bocquet et al., Phys. Lett. B 366 (1996) 441.
- [35] Particle Data Group, S. Eidelman et al., Phys. Lett. B 592 (2004) 1.
- [36] J. Blümlein, S. Kurth, Phys. Rev. D 60 (1999) 014018.
- [37] M. Abramowitz, I.A. Stegun, Handbook of Mathematical Functions with Formulas, Graphs, and Mathematical Tables, Dover Publications, New York, 1965.
- [38] M. Glück, E. Reya, A. Vogt, Phys. Rev. D 45 (1992) 3986.

Table 1: Values of  $N$ ,  $\alpha$  and  $\beta$  in Eq. (20) resulting from the fit.

Hadron	Flavour	$N$	$\alpha$	$\beta$
$\pi^\pm$	$d$	0.833	-1.17	1.39
	$u$	0.447	-1.58	1.01
	$s$	0.519	-0.365	1.96
	$c$	1.56	-1.03	3.58
	$b$	0.139	-2.24	2.77
	$g$	429	2.00	5.82
$K^\pm$	$d$	2245	4.14	12.0
	$u$	10.9	1.72	3.44
	$s$	0.529	-0.787	0.915
	$c$	2.28	-0.488	3.79
	$b$	1.13	-0.960	6.22
	$g$	15.9	2.72	2.45
$p/\bar{p}$	$d$	146	2.30	10.4
	$u$	0.0182	-2.37	0.507
	$s$	1859	6.67	9.17
	$c$	12.0	0.860	7.50
	$b$	1571	2.19	19.0
	$g$	0.867	1.13	0.854

Table 2:  $\chi^2_{\text{DF}}$  values obtained from the measured light quark tagging probabilities  $\eta_a^h$  at  $\sqrt{s} = 91.2$  GeV in Ref. [6].

$\begin{array}{c} h \\ a \end{array}$	$\pi^\pm$	$K^\pm$	$p/\bar{p}$
$d$	5.05	0.47	2.16
$u$	4.87	0.43	1.20
$s$	2.69	0.92	1.23

Table 3: As in Table 2, but for the heavy quarks.

$\begin{array}{c} h \\ a \end{array}$	$\pi^\pm$	$K^\pm$	$p/\bar{p}$
$b$	17.9	10.9	7.64
$c$	24.1	11.8	2.96

Table 4: CM energies, types of data, and  $\chi^2_{\text{DF}}$  values for various data samples. Samples not used in the fits are marked by asterisks. ( $\{h\}$  refers to a sum over light charged hadrons and  $\{q\}$  refers to a sum over all 5 flavours of quarks.)

$\sqrt{s}$ [GeV]	Data type	$\chi^2_{\text{DF}}$		
29.0	$F_{uds}^{\{h\}}$	3.44 [15]*		
	$F_c^{\{h\}}$	2.56 [15]*		
	$F_b^{\{h\}}$	1.74 [15]*		
	$F_{\{q\}}^\pi$	0.80 [14]		
	$F_{uds}^\pi$	1.01 [15]		
	$F_c^\pi$	2.51 [15]		
	$F_b^\pi$	2.14 [15]		
	$F_{\{q\}}^K$	0.37 [14]		
	$F_{\{q\}}^p$	0.80 [14]		
	$F_{\{q\}}^{\{h\}}$	2.61 [12]*	105 [17]*	22.0 [18]*
		4.99 [8]*		
	$F_{\{uds\}}^{\{h\}}$	1.10 [12]*	64.8 [16]*	2.08 [18]*
	$F_c^{\{h\}}$		34.4 [16]*	0.57 [18]*
	$F_b^{\{h\}}$	0.21 [12]*	183.6 [16]*	5.90 [18]*
	$F_{\{q\}}^\pi$	0.98 [13]	1.13 [12]	1.82 [8]
	$F_{\{uds\}}^\pi$		1.82 [12]	1.12 [8]
	$F_c^\pi$			1.08 [8]
	$F_b^\pi$		0.40 [12]	0.67 [8]
	$F_{\{q\}}^K$	0.52 [13]	0.31 [12]	0.52 [8]
	$F_{\{uds\}}^K$		0.31 [12]	0.83 [8]
	$F_c^K$			1.79 [8]
	$F_b^K$		0.10 [12]	1.17 [8]
	$F_{\{q\}}^p$	0.65 [13]	0.11 [12]	0.69 [8]
	$F_{\{uds\}}^p$		0.22 [12]	1.43 [8]
	$F_c^p$			0.74 [8]
	$F_b^p$		0.52 [12]	1.14 [8]
$E_{\text{jet}}$ [GeV]				
26.2	$D_g^{\{h\}}$	23.6 [19]*		
40.1	$D_g^{\{h\}}$	4.36 [20]*		

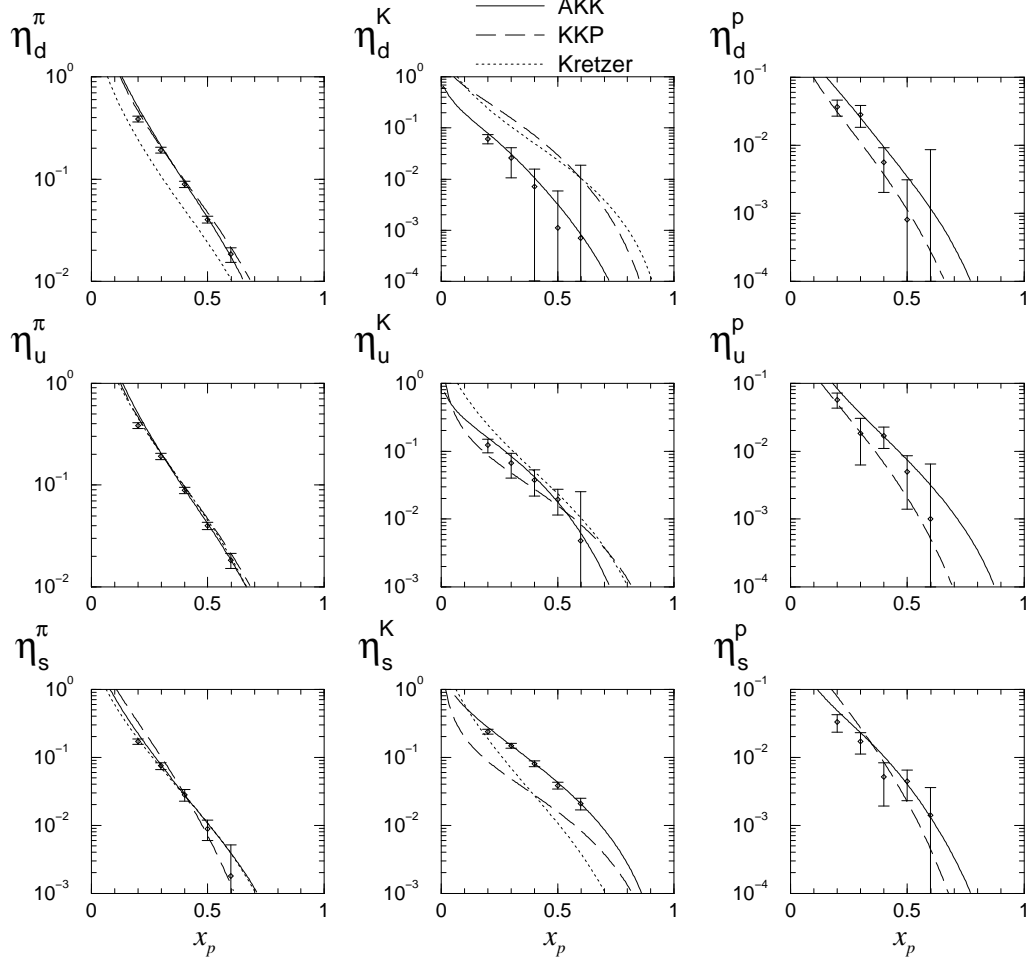


Figure 1: Light quark probabilities  $\eta_a^h(x_p, s)$  at  $\sqrt{s} = 91.2$  GeV. The dashed curves are calculated using the FF's obtained in Ref. [3], the dotted curves are calculated from the  $(x, M_f^2)$  grid of FF's obtained from the analysis of Ref. [4] (in which no  $p/\bar{p}$  FF's are obtained), and the solid curves are calculated using the FF's obtained in the analysis of this paper. The corresponding measured OPAL probabilities of Ref. [6] are also shown.

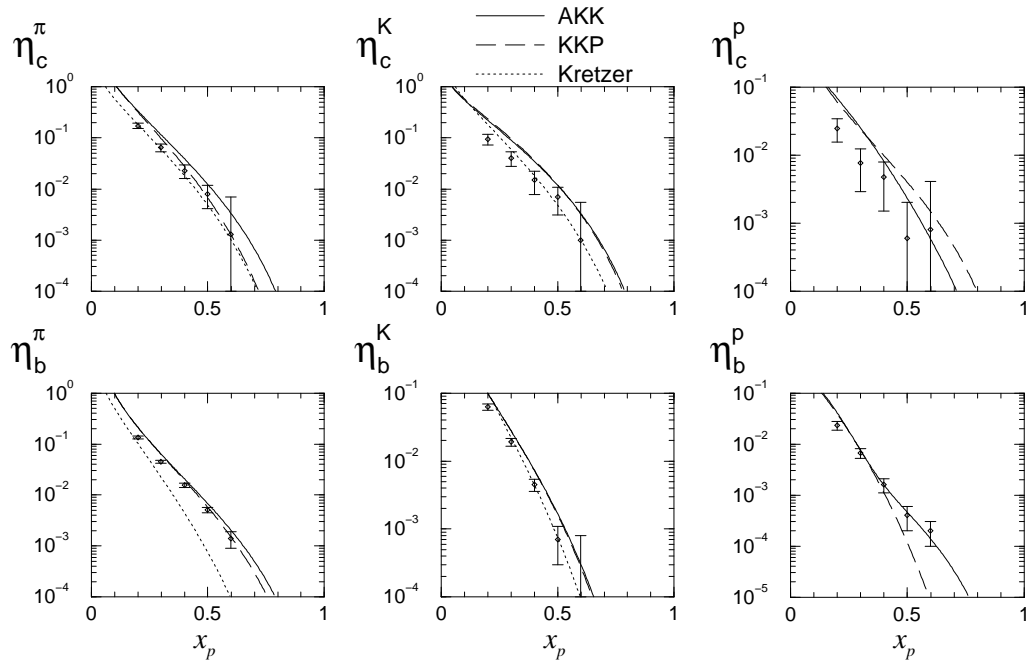


Figure 2: As in Fig. 1, but for the heavy quark probabilities.

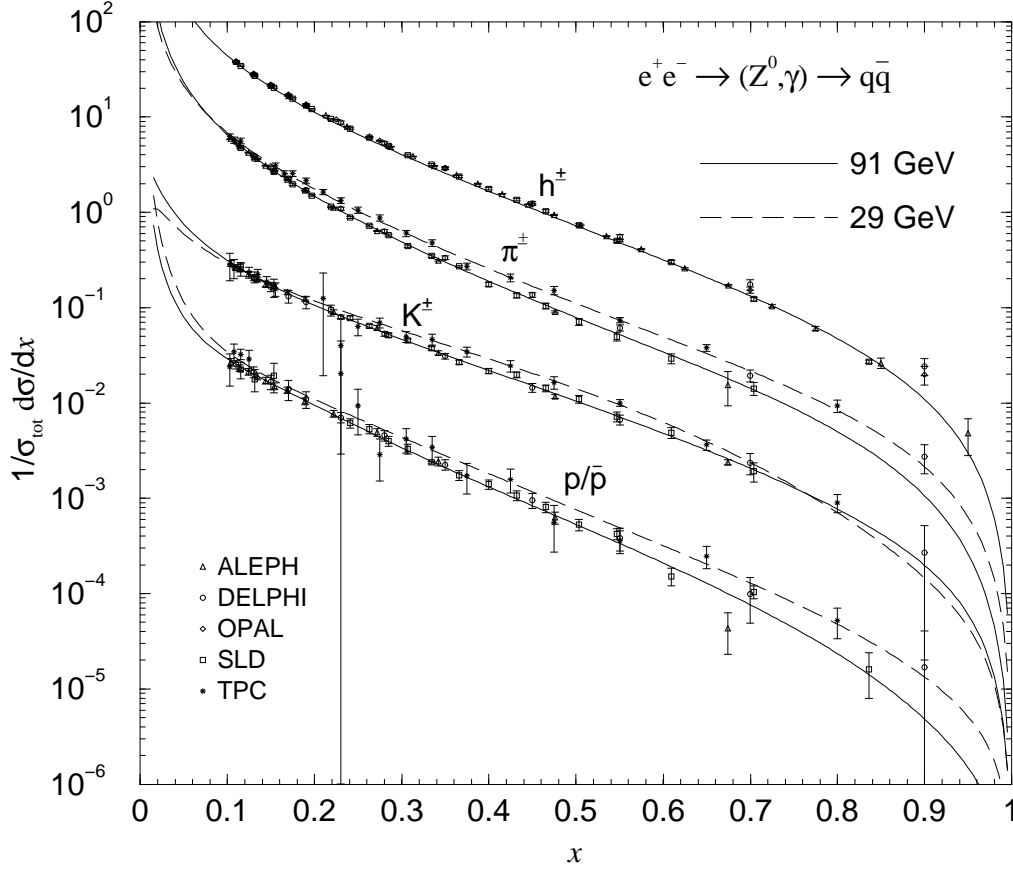


Figure 3: Normalized differential cross section of inclusive hadron production. The curves are calculated from the FF's obtained in our analysis, at 29 (dashed line) and 91.2 (solid line) GeV. The upmost, second, third and lowest curves refer to charged hadrons,  $\pi^\pm$ ,  $K^\pm$  and  $p/\bar{p}$  respectively. The differential cross section for the charged hadron curve was calculated by taking the sum of the differential cross sections for the three lightest charged hadrons. The ALEPH [13], DELPHI [12], OPAL [18], SLD [8] and TPC [14] data sets are shown. The charged hadron data are shown just for comparison, but were not used in the fit. Each curve or pair of curves and the corresponding data is rescaled relative to the nearest upper one by a factor of 1/5.

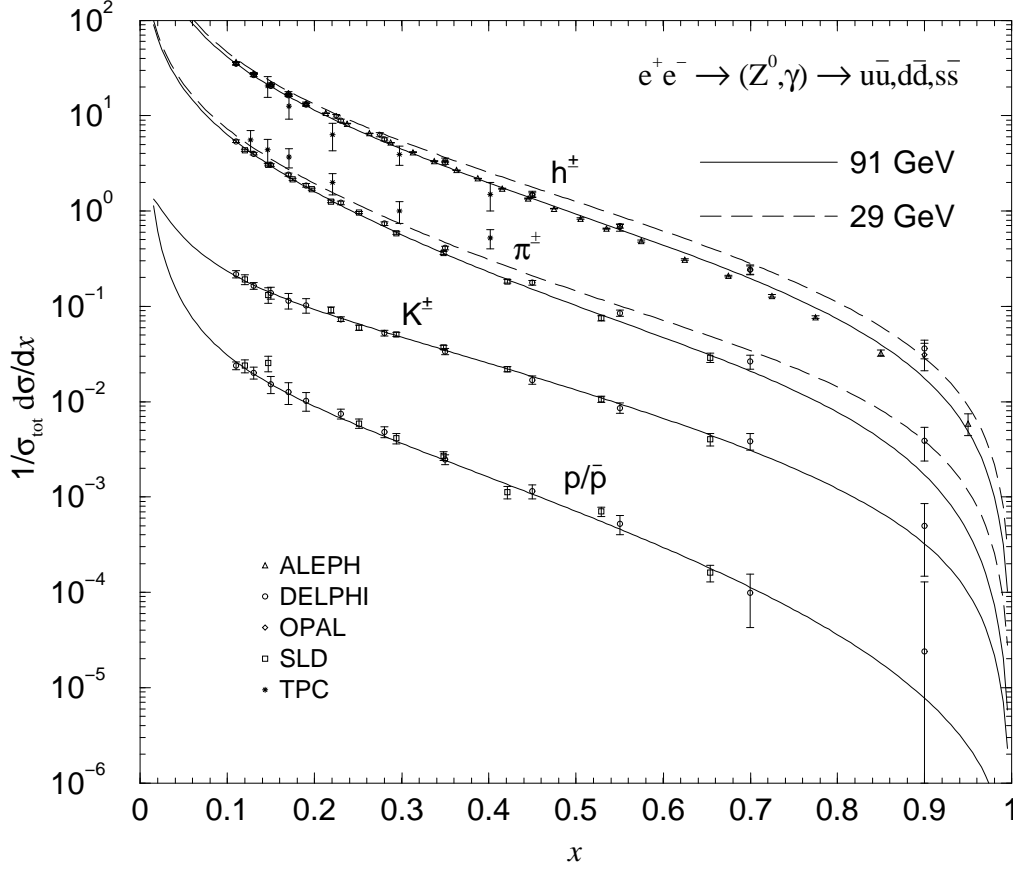


Figure 4: As in Fig. 3, but for the light quark tagged cross sections. The ALEPH [13], DELPHI [12], OPAL [18], SLD [8] and TPC [15] data sets are shown. The charged hadron data are shown just for comparison, but were not used in the fit.

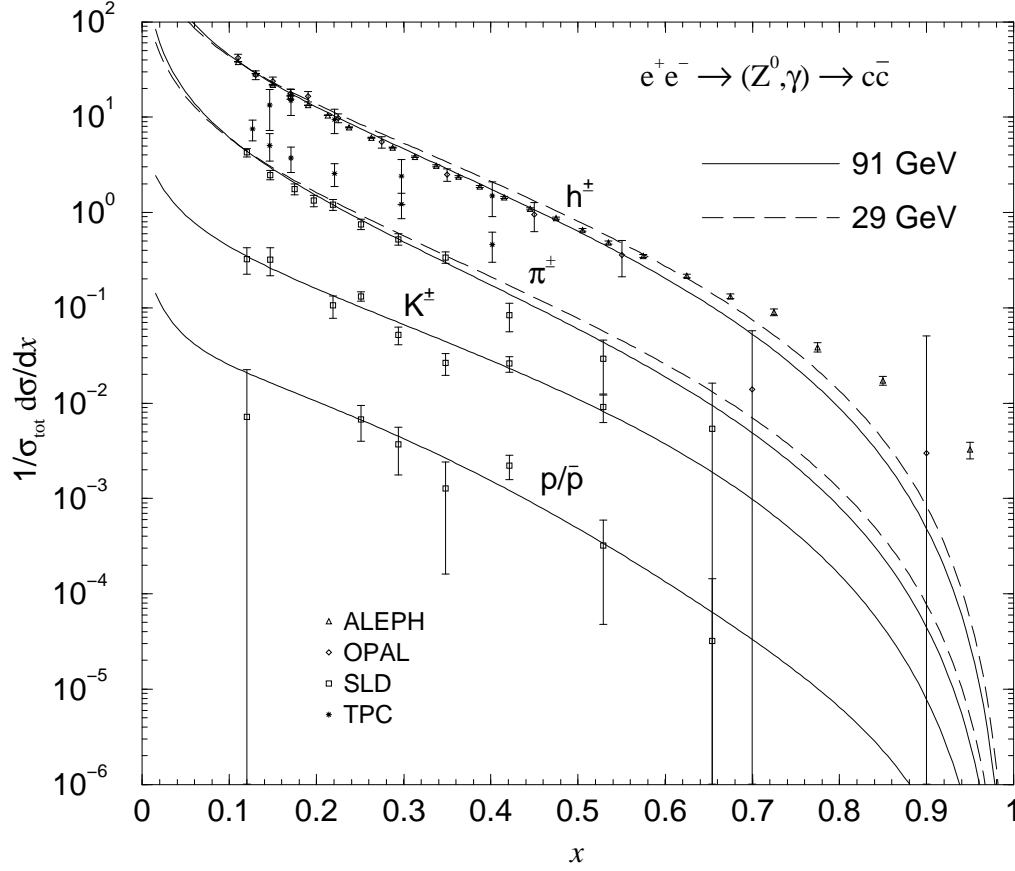


Figure 5: As in Fig. 3, but for the  $c$  quark tagged cross sections. The ALEPH [13], OPAL [18], SLD [8] and TPC [15] data sets are shown. The two SLD data points at  $x = 0.654$  are for the pion (upper) and proton (lower). The charged hadron data are shown just for comparison, but were not used in the fit.

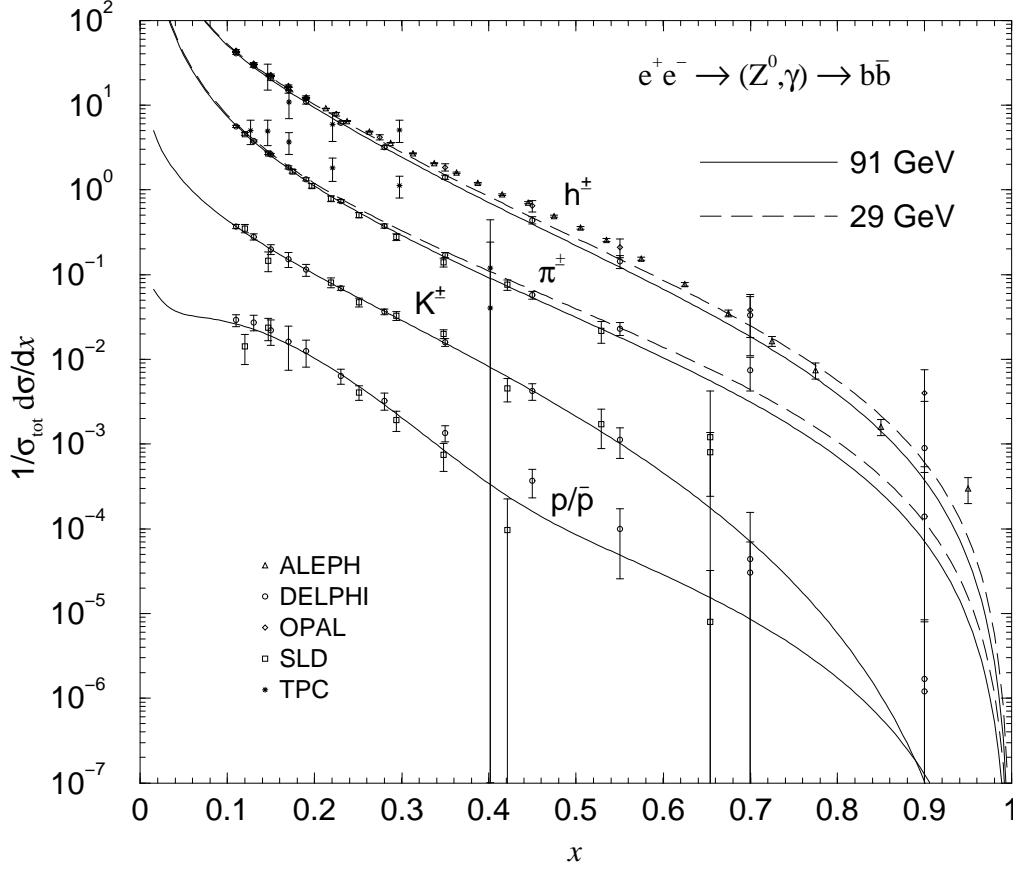


Figure 6: As in Fig. 3, but for the  $b$  quark tagged cross sections. The ALEPH [13], DELPHI [12], OPAL [18], SLD [8] and TPC [15] data sets are shown. The charged hadron data are shown just for comparison, but were not used in the fit.

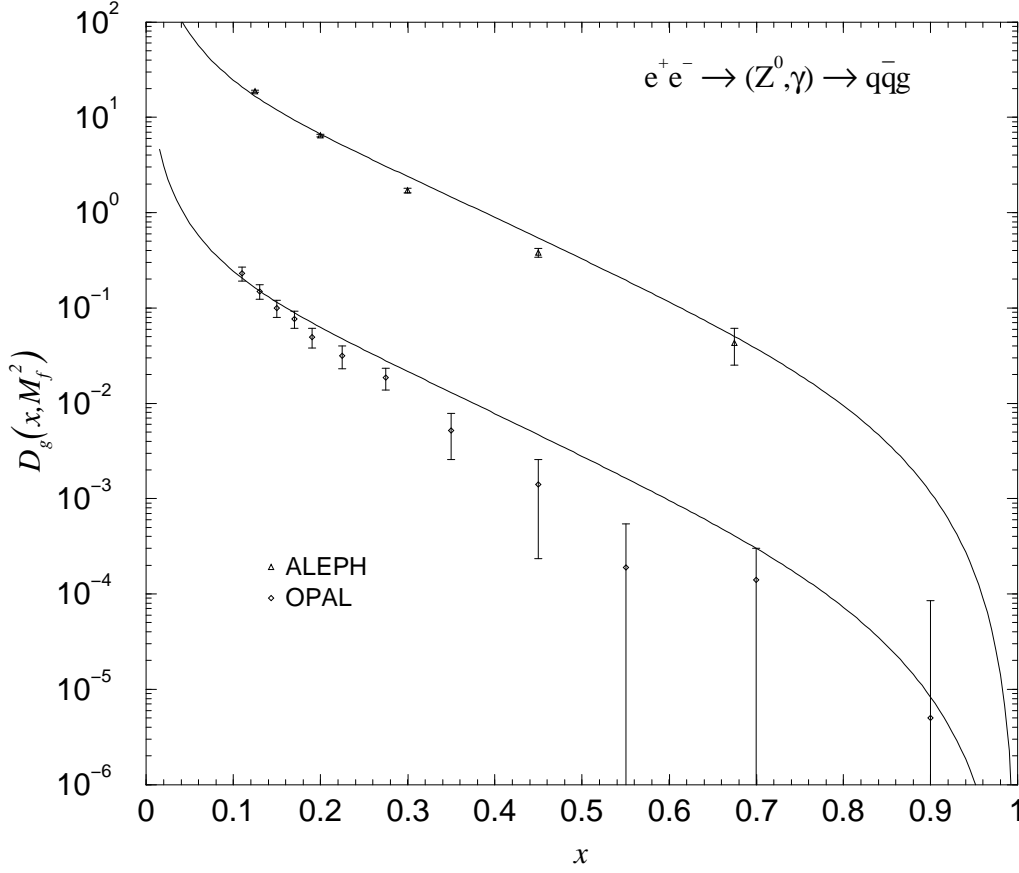


Figure 7: Gluon FF for charged-hadron production at  $M_f = 52.4$  and  $80.2$  GeV. The curves are calculated from the FF's obtained in our analysis. The three-jet data from ALEPH [19], with  $E_{\text{jet}} = 26.2$  GeV, and from OPAL [20], with  $E_{\text{jet}} = 40.1$  GeV, are shown. The OPAL data and its corresponding curve are rescaled by a factor of  $1/100$ .

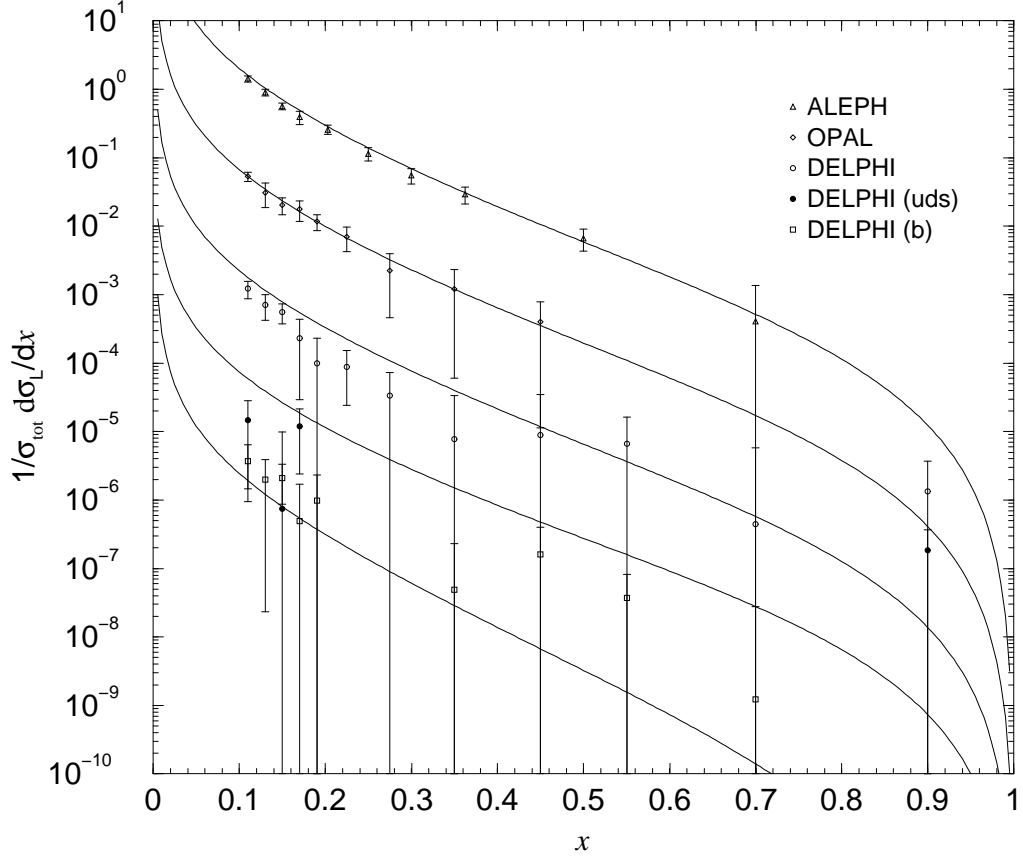


Figure 8: Normalized longitudinal differential cross section of inclusive charged hadron production at  $\sqrt{s} = 91.2$  GeV. The curves are calculated from the FF's obtained in our analysis. The data sets shown are from ALEPH [16], OPAL [28] and DELPHI [27] without flavour separation and DELPHI [27] for light and  $b$  quark tagged cross sections. Each curve is rescaled relative to the nearest upper one by a factor of  $1/30$ .

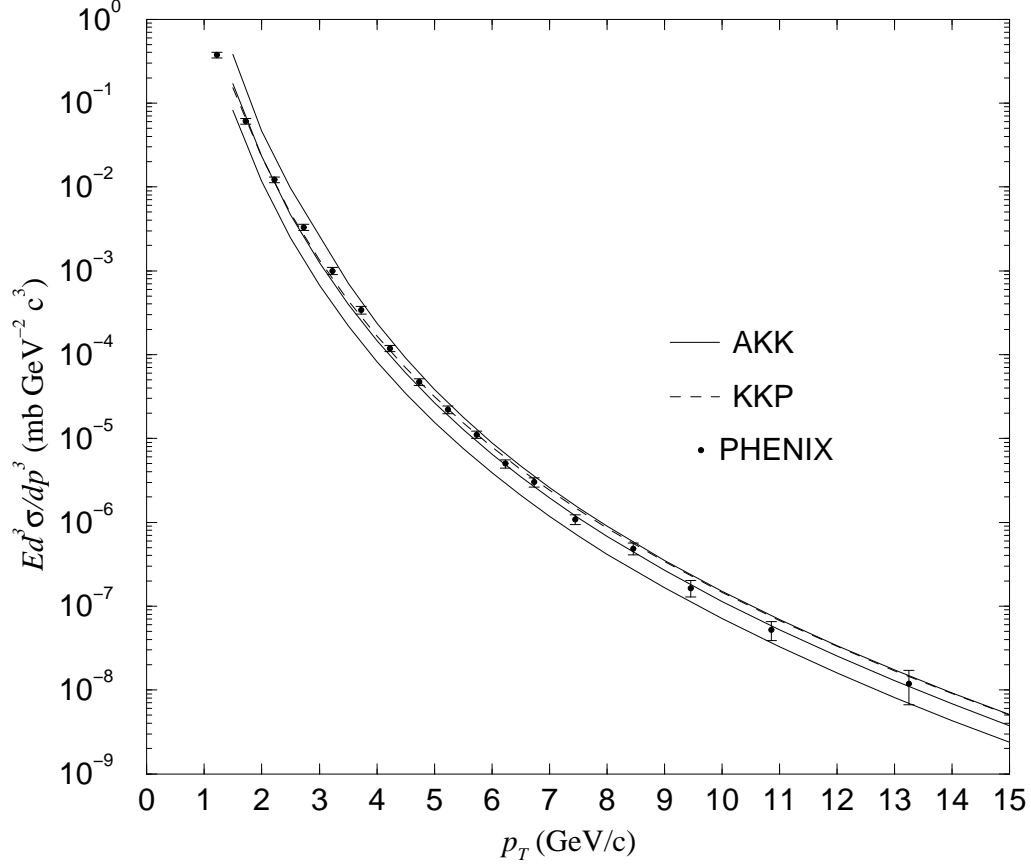


Figure 9: The invariant differential cross section for inclusive  $\pi^0$  production in  $p + p$  collisions at  $\sqrt{s} = 200$  GeV. Data from the PHENIX Collaboration [11] are shown, without the absolute 9.6% normalization error. Compared with this data are the cross sections calculated from the FF's obtained in this paper (labelled AKK) and that from the FF's of Ref. [3] (labelled KKP). The upper, central and lower AKK curves are calculated with  $k = 1/4, 1$  and  $4$  respectively.

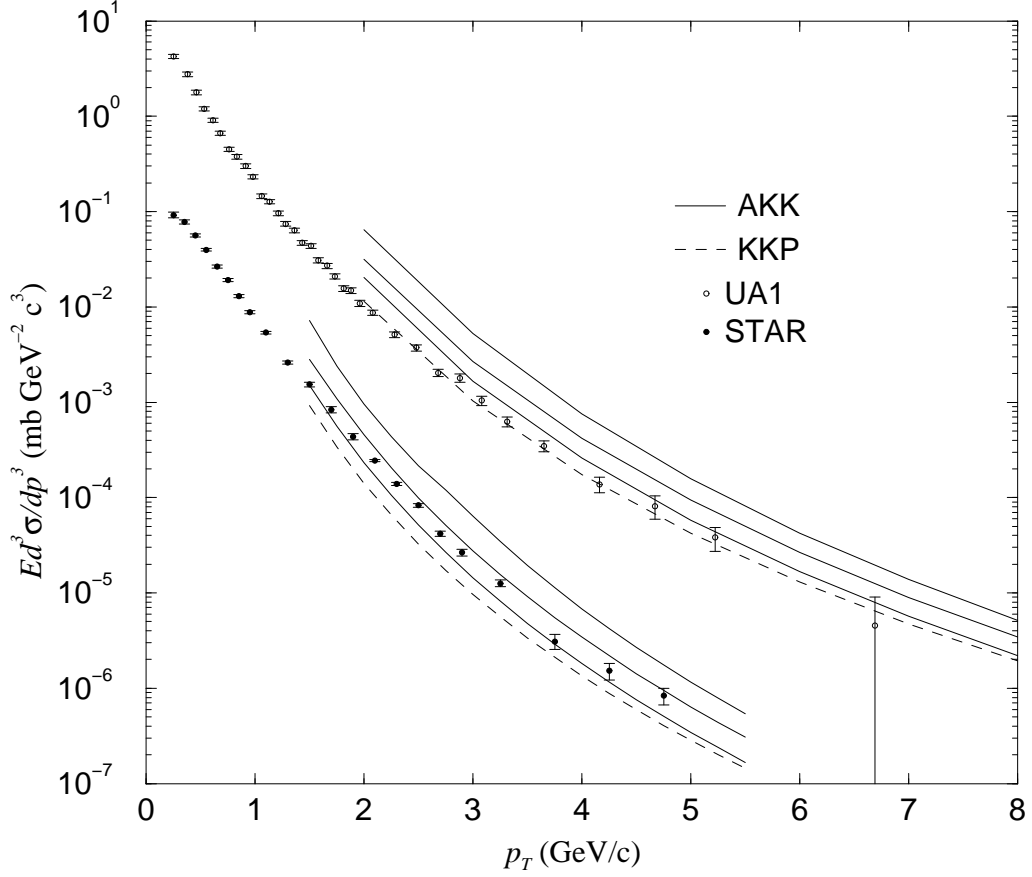


Figure 10: As in Fig. 9, but for the invariant differential cross section for inclusive  $K_S^0$  production in  $p + p$  collisions at  $\sqrt{s} = 200$  GeV compared with data from the STAR Collaboration [33], and in  $p + \bar{p}$  collisions at  $\sqrt{s} = 630$  GeV compared with data from the UA1 Collaboration [34]. For clarity, the former results have been divided by a factor of 30.

Table A: Mellin transforms required for the Mellin space conversion of the NLO coefficient functions of the longitudinal cross section.

$f(z)$	$\int_0^1 dz z^{n-1} f(z)$
$z^r$	$\frac{1}{n+r}$
$z^r \ln z$	$-\frac{1}{(n+r)^2}$
$z^r \ln^2 z$	$\frac{2}{(n+r)^3}$
$z^r \ln(1-z)$	$-\frac{S_1(n+r)}{n+r}$
$z^r \ln^2(1-z)$	$\frac{S_1^2(n+r)+S_2(n+r)}{n+r}$
$\ln z \ln(1-z)$	$\frac{S_1(n)}{n^2} + \frac{1}{n} [S_2(n) - \zeta(2)]$
$z^r \text{Li}_2(1-z)$	$-\frac{1}{n+r} [S_2(n+r) - \zeta(2)]$
$S_{1,2}(1-z)$	$-\frac{1}{n} [S_3(n) - \zeta(3)]$
$\ln(1+z)$	$\frac{1}{n} \left[ \eta(n) S_1(n) + \frac{1-\eta(n)}{2} S_1\left(\frac{n-1}{2}\right) - \frac{1+\eta(n)}{2} S_1\left(\frac{n}{2}\right) \right] + [1 - \eta(n)] \frac{\ln 2}{n}$
$\text{Li}_3(-z)$	$-\eta(n) \frac{S_1(n)}{n^3} - \frac{1-\eta(n)}{2n^3} \left[ S_1\left(\frac{n-1}{2}\right) + 2 \ln 2 \right] + \frac{1+\eta(n)}{2n^3} S_1\left(\frac{n}{2}\right) + \frac{\zeta(2)}{2n^2} - \frac{3\zeta(3)}{4n}$

Table A: Continued.

$f(z)$	$\int_0^1 dz z^{n-1} f(z)$
$\ln z \text{Li}_2(-z)$	$\begin{aligned} & \frac{-\eta(n)}{n^2} \left[ \frac{2S_1(n)}{n} + S_2(n) \right] \\ & - \frac{1-\eta(n)}{2n^2} \left[ \frac{2}{n} S_1\left(\frac{n-1}{2}\right) + \frac{1}{2} S_2\left(\frac{n-1}{2}\right) + \frac{4\ln 2}{n} \right] \\ & + \frac{1+\eta(n)}{2n^2} \left[ \frac{2}{n} S_1\left(\frac{n}{2}\right) + \frac{1}{2} S_2\left(\frac{n}{2}\right) + \zeta(2) \right] \end{aligned}$
$\ln^2 z \ln(1+z)$	$\begin{aligned} & 2\frac{\eta(n)}{n} \left[ \frac{S_1(n)}{n^2} + \frac{S_2(n)}{n} + S_3(n) - \frac{\zeta(2)}{2n} - \frac{3\zeta(3)}{4} \right] \\ & + \frac{1-\eta(n)}{2n} \left[ \frac{2}{n^2} S_1\left(\frac{n-1}{2}\right) + \frac{1}{n} S_2\left(\frac{n-1}{2}\right) + \frac{1}{2} S_3\left(\frac{n-1}{2}\right) + \frac{4\ln 2}{n^2} \right] \\ & - \frac{1+\eta(n)}{2n} \left[ \frac{2}{n^2} S_1\left(\frac{n}{2}\right) + \frac{1}{n} S_2\left(\frac{n}{2}\right) + \frac{1}{2} S_3\left(\frac{n}{2}\right) \right] \end{aligned}$
$z^r \left[ -\frac{1}{2} \tilde{\Phi}(z) + \frac{1}{4} \ln^2 z - \frac{\zeta(2)}{2} \right]$	$\begin{aligned} & -\frac{1}{2} \left\{ \frac{1}{(n+r)^3} + 2\frac{\eta(n)(-1)^r}{n+r} [S_2(n+r) - \zeta(2)] \right. \\ & - \frac{1+\eta(n)(-1)^r}{2(n+r)} \left[ S_2\left(\frac{n+r}{2}\right) - \zeta(2) \right] \\ & + \frac{1-\eta(n)(-1)^r}{2(n+r)} \left[ S_2\left(\frac{n+r-1}{2}\right) - \zeta(2) \right] \left. \right\} \\ & + \frac{1}{2(n+r)^3} - \frac{\zeta(2)}{2(n+r)} \end{aligned}$
$2 \ln(1+z) \text{Li}_2(-z) + \ln z \ln^2(1+z) + 2S_{1,2}(-z)$	$\begin{aligned} & \frac{1}{n} \left[ \eta(n) \left\{ -\zeta(2) S_1(n) - 2S_1(n) \left[ \frac{1+\eta(n)}{4} S_2\left(\frac{n}{2}\right) \right. \right. \right. \\ & + \frac{1-\eta(n)}{4} S_2\left(\frac{n-1}{2}\right) - S_2(n) \left. \right] \\ & - \frac{1+\eta(n)}{8} S_3\left(\frac{n}{2}\right) - \frac{1-\eta(n)}{8} S_3\left(\frac{n-1}{2}\right) \\ & + S_3(n) + \frac{2}{\eta^2(n)} \left( \tilde{S}(n) + \frac{5\zeta(3)}{8} \right) - \frac{3\zeta(3)}{4} \left. \right\} \\ & - \left\{ -\eta(n) [S_3(n) + \zeta(3)] \right. \\ & + \frac{1+\eta(n)}{8} [S_3\left(\frac{n}{2}\right) - \zeta(3)] \\ & - \frac{1-\eta(n)}{8} [S_3\left(\frac{n-1}{2}\right) - \zeta(3)] \left. \right\} \\ & + \zeta(2) \left\{ \eta(n) [\ln 2 - S_1(n)] + \frac{1+\eta(n)}{2} S_1\left(\frac{n}{2}\right) \right. \\ & - \frac{1-\eta(n)}{2} S_1\left(\frac{n-1}{2}\right) \left. \right\} - \zeta(2) \ln 2 + \frac{\zeta(3)}{4} \left. \right] \end{aligned}$