

Bounds on the neutrino mixing angles for an SO (10) model with lopsided mass matrices

Carl H. Albright

Department of Physics, Northern Illinois University, DeKalb, IL 60115 and
Fermi National Accelerator Laboratory, P.O. Box 500, Batavia, IL 60510

Abstract

The bounds on the neutrino mixing angles for an SO (10) model with lopsided mass matrices, arising from the presence of 16_H and $\overline{16}_H$ Higgs representations, are studied by variation of the unknown input parameters for the right-handed Majorana neutrino mass matrix. The scatter plots obtained reveal that for the best fit value of $m_{32}^2 = 2.4 \times 10^{-3} \text{ eV}^2$ in the present 90% confidence range, the model prefers a near maximal mixing corresponding to $\sin^2 2\theta_{23} > 0.98$, while the reactor neutrino mixing lies in the range $1 \times 10^{-5} < \sin^2 \theta_{13} < 1 \times 10^{-2}$, consistent with the best fits of 0.006 and 0.004 at present from three-neutrino mixing analyses. This range for θ_{13} is to be contrasted with values much closer to the present CHOOZ reactor bound preferred by softly broken $L_e - L_\mu - L_\tau$ models or SO (10) models with a minimum Higgs structure based on 126_H and $\overline{126}_H$ representations. Previous studies have shown that the leptonic flavor violation inherent in the lopsided matrix models predicts a $\mu \rightarrow e + \gamma$ branching ratio very close to the present 1.2×10^{-11} upper limit. On the other hand, the normal light neutrino mass hierarchy suppresses the effective mass for neutrino-less double beta decay three orders of magnitude below its present experimental limit. Taken together, these various constraints will serve to rule out or extend the viability of such lopsided models as the one considered here, when more refined data is obtained in the future.

PACS numbers: 14.60Pq, 12.10Dm, 12.15Ff, 12.60Jv

Electronic address: albright@fnal.gov

I. INTRODUCTION

Since the discovery of atmospheric neutrino oscillations [1], more recently that of solar neutrino oscillations [2], and still more recently confirmation of these two types of neutrino oscillations with accelerator- and reactor-produced neutrinos [3, 4], many models have been proposed in the literature to explain the mass and mixing parameters associated with these oscillations [5]. (We have cited just the most recent references for those experiments and several review articles for the models proposed.) Some models restrict their scope to the lepton sector, while others such as grand unified models are more ambitious and attempt to explain the masses and mixings in both the lepton and quark sectors. The textures for the mass matrices obtained in the models may be simply postulated at the outset, derived from the observed mixing matrix with a diagonal charged lepton mass matrix, obtained from a certain unification group in conjunction with a well-defined family symmetry, or rely solely on the Clebsch-Gordan coefficients of that group.

Until now, all viable models for the lepton sector have only had to explain the apparent near maximal θ_{23} mixing angle for the atmospheric neutrinos and the less than maximal θ_{12} large mixing angle (LMA) solution for the solar neutrinos, while satisfying the two observed mass squared differences, m_{32}^2 and m_{21}^2 , and the upper bound for the still unobserved θ_{13} mixing angle. On the other hand, the neutrino mass hierarchy (normal or inverted), the Majorana vs Dirac nature of the neutrinos, the appropriate values for θ_{13} and the CP-violating phases (one Dirac and two Majorana) remain undetermined experimentally.

With the next more precise round of neutrino oscillation experiments which will restrict some of the unknowns, many of the more quantitative models proposed are not expected to survive the more stringent tests of their predictions. In particular, determination of the neutrino mass hierarchy will eliminate models based on an approximately conserved L_e . $L = L_{\text{lepton number}}$ [6] if the hierarchy is observed to be normal, while the conventional type I seesaw models will be strongly disfavored if the hierarchy is observed to be inverted [7]. Moreover, small as opposed to very small predictions for θ_{13} pose a critical test form any models. It is thus of utmost importance to sharpen the predictions for each model, so that the list of presently viable models can be winnowed down as much as possible when the new data is obtained.

One particularly interesting class of models is that based on the $SO(10)$ grand unification

group. There are two kinds of minimal models in this class: those based on Higgs representations with dimensions $10; 126; \overline{126}$, and possibly also 120 and/or 210 [8]; and those based on $10; 16; \overline{16}$, and 45 representations [9]. The former type generally has symmetric and/or antisymmetric matrix elements, while the latter type generally involve lopsided matrices for the down quarks and charged leptons. The matrix textures are derived either from the Clebsch-Gordon coefficients required or from some Abelian or non-Abelian family symmetry. These two types of $SO(10)$ models tend to predict θ_{13} angles either near the present upper CHOOZ bound of 12° , or in the $1^\circ - 3^\circ$ range, respectively.

The purpose of this paper is to sharpen the allowed values for the mixing parameters of the lopsided $SO(10)$ model proposed some time ago by Babu, Barr, and the author [10]. Upon further refinement by the latter two authors [11], the model has become very predictive with all four quark mixing parameters and nine quark and charged lepton masses determined by just eight of the twelve model input parameters. The four remaining input parameters characterize the right-handed Majorana mass matrix with three of them complex in general. In most of the previous papers based on this model, the authors took the latter parameters to be real and adjusted them to give good fits to the then known neutrino mass and mixing data. Here we allow all three to be complex and obtain scatter plots of the predicted neutrino mixing parameters. In so doing, we obtain some bounds on θ_{13} and θ_{23} which, if violated, will rule out the model which has been highly successful to date.

In Sec. II we briefly review some of the model details and present the results of the parameter searches in Sec. III. A summary of the constraints found in the model is presented in Sec. IV, where we also briefly comment on the predictions of the model found by Jankowski and Marbury [12] for the $\mu \rightarrow e + \gamma$ lepton flavor-changing branching ratio. Their prediction is also crucial for the viability of the model and has a chance of being tested by the MEG collaboration [13] even before the values of the mixing angles are further restricted by new reactor and/or long baseline experiments.

II. $SO(10)$ MODEL AND ITS ARBITRARY PARAMETERS

The $SO(10)$ grand unified model as initially proposed by Babu, Barr and the author [10], and later updated by Barr and the author to apply to the large mixing angle neutrino oscillation solution has already been described in great detail in the literature [11]. Here

we just summarize the salient features and refer the reader to those references for more information.

The model is based on the minimum set of Higgs fields which solves the doublet-triplet splitting problem as proposed by Barr and Raby [14]. This requires just one 45_H whose vacuum expectation value (VEV) points in the $B-L$ direction, two pairs of $16_H; \overline{16}_H$'s which stabilize the solution, along with several Higgs fields in the 10_H representations and Higgs singlets. The Higgs superpotential exhibits the $U(1) \times Z_2 \times Z_2$ symmetry which is used for the flavor symmetry of the grand unified model. The combination of VEVs, $\langle 45_H \rangle_{B-L}; \langle 16_H \rangle$ and $\langle \overline{16}_H \rangle$ break $SO(10)$ to the Standard Model, where the latter two VEVs point in the $SU(5)$ singlet direction. The electroweak VEVs arise from doublets in the 5 and $\overline{5}$ representations of $SU(5)$ in the combinations

$$\begin{aligned} \langle H_u \rangle &= \langle 5(10_H) \rangle; \\ \langle H_d \rangle &= \langle \overline{5}(10_H) \rangle \cos \theta + \langle 5(16_H^0) \rangle \sin \theta; \end{aligned} \quad (1)$$

while the mixing orthogonal to H_d gets massive at the grand unified theory (GUT) scale. Matter superfields appear in three chiral 16 's, two pairs of vector-like 16 and $\overline{16}$, two 10 's and several 1 's. The mass matrices follow from Froggatt-Nielsen diagrams [15] in which the superheavy fields are integrated out, with the flavor symmetry allowing only certain particular contributions to their mass matrix elements. The Dirac mass matrices for the up quarks, down quarks, neutrinos and charged leptons are found to be

$$\begin{aligned} M_U &= \begin{pmatrix} 0 & N & 0 & 1 \\ \textcircled{B} & & \textcircled{C} & \\ \textcircled{B} & & \textcircled{C} & \\ \textcircled{B} & & \textcircled{C} & \end{pmatrix} \begin{pmatrix} 0 \\ 0 \\ 0 \\ 1 \end{pmatrix} = 3 \begin{pmatrix} \textcircled{C} \\ \textcircled{C} \\ \textcircled{C} \\ \textcircled{A} \end{pmatrix} m_U; & M_D &= \begin{pmatrix} 0 & 0 & 0 & e^i \\ \textcircled{B} & & \textcircled{C} & \\ \textcircled{B} & & \textcircled{C} & \\ \textcircled{B} & & \textcircled{C} & \end{pmatrix} \begin{pmatrix} 0 \\ 0 \\ 0 \\ 1 \end{pmatrix} = 3 \begin{pmatrix} \textcircled{C} \\ \textcircled{C} \\ \textcircled{C} \\ \textcircled{A} \end{pmatrix} m_D; \\ M_N &= \begin{pmatrix} 0 & N & 0 & 1 \\ \textcircled{B} & & \textcircled{C} & \\ \textcircled{B} & & \textcircled{C} & \\ \textcircled{B} & & \textcircled{C} & \end{pmatrix} \begin{pmatrix} 0 \\ 0 \\ 0 \\ 1 \end{pmatrix} = 3 \begin{pmatrix} \textcircled{C} \\ \textcircled{C} \\ \textcircled{C} \\ \textcircled{A} \end{pmatrix} m_U; & M_L &= \begin{pmatrix} 0 & 0 & 0 & e^i \\ \textcircled{B} & & \textcircled{C} & \\ \textcircled{B} & & \textcircled{C} & \\ \textcircled{B} & & \textcircled{C} & \end{pmatrix} \begin{pmatrix} 0 \\ 0 \\ 0 \\ 1 \end{pmatrix} + \begin{pmatrix} \textcircled{C} \\ \textcircled{C} \\ \textcircled{C} \\ \textcircled{A} \end{pmatrix} m_D; \end{aligned} \quad (2)$$

in the convention where the left-handed fields label the rows and the left-handed conjugate fields label the columns.

As originally proposed, the parameters N and 0_N were absent. In a later application of the model to leptogenesis [16], we have observed that the baryon asymmetry lies closer to the preferred value of $B \sim 6.2 \times 10^{-10}$ [17], if we allow N and 0_N to take on non-zero

values for the 12, 21, and 13, 31 elements of the Dirac neutrino matrix M_N in Eq. (2). The preferred values corresponded to $\theta_{12} = 0.65 \times 10^{-5}$ and $\theta_{13}^0 = 1.0 \times 10^{-5}$, which are small enough in M_U so as not to upset the good results in the quark sector. We shall consider both sets of choices for these two parameters in the searches to be presented.

The lopsided nature of the down quark and charged lepton mass matrices arises from the dominance of the 16_H^0 contribution to the electroweak symmetry breaking over that of the 10_H . The pronounced lopsidedness with $\tan \beta \approx 5$ readily explains the small V_{cb} quark mixing and near maximal U_3 atmospheric neutrino mixing for any reasonable right-handed Majorana neutrino mass matrix, M_R . All nine quark and charged lepton masses, plus the three CKM angles and CP phase, are well-fitted with the original eight input parameters defined at the GUT scale to fit the low scale observables after evolution downward from $m_{GUT} \approx 2 \times 10^{16}$ GeV [18]:

$$\begin{aligned} m_U &\approx 113 \text{ GeV}; & m_D &\approx 1 \text{ GeV}; \\ &= 1.83; & &= 0.147; \\ &= 0.00946; & \theta_{12}^0 &= 0.00827; \\ &= 119.4; & &= 6 \times 10^{-6}; \end{aligned} \quad (3)$$

The effective light neutrino mass matrix, M_ν , is obtained from the conventional type I seesaw mechanism [19] once the right-handed Majorana mass matrix, M_R , is specified. While the large atmospheric neutrino mixing θ_{23} arises primarily from the structure of the charged lepton mass matrix M_L , the structure of the right-handed Majorana mass matrix M_R determines the type of θ_{12} ; solar neutrino mixing, so that the solar and atmospheric mixings are essentially decoupled in the model. The LMA solar neutrino solution is obtained with a special form of M_R [11], which can be explained by the structure of the Froggatt-Nielsen diagram s:

$$M_R = \begin{pmatrix} c^2 & b & a \\ b & 2 & c \\ a & c & 1 \end{pmatrix} M_R; \quad (4)$$

where the parameters c and a are those introduced in Eq. (2) for the Dirac sector. The vanishing 2×3 subdeterminant of M_R arises naturally if the Yukawa couplings are universal at the GUT scale. The new parameters a , b and c are undetermined but expected to be of $O(1)$, since the first row and first column of M_R have been properly scaled by powers of the very small parameter. As such, the right-handed Majorana mass matrix exhibits a very

strong hierarchy.

Given the right-handed Majorana mass matrix above and $M_N = 0$, the seesaw formula results in

$$\begin{aligned}
 M &= M_N M_R^{-1} M_N^T \\
 &= \begin{pmatrix} 0 & 0 & \frac{1}{a-b} \\ \frac{1}{a-b} & \frac{b^2-c^2}{(a-b)^2} & \frac{b}{b-a} \\ 0 & \frac{b}{b-a} & 1 \end{pmatrix} m_U^2 = m_R^2 :
 \end{aligned} \tag{5}$$

Note that the very strong hierarchy in M_R can nearly balance the large hierarchy in M_N to yield a rather mild mass hierarchy for the M light neutrino mass matrix. In fact, if $M_R / M_N^T M_N$ were to hold, which has a texture similar to that in Eq. (4), the seesaw formula would yield a light neutrino mass matrix exactly proportional to the identity matrix resulting in a three-fold mass degeneracy. The author has argued in Ref. [7] that a normal hierarchy solution is much more stable than an inverted hierarchy solution for such type I seesaw models, and our results apply for this solution. Barr has recently proposed more general possibilities which result in such a mild neutrino mass hierarchy [20].

The parameter m_R can be chosen real and to a large degree sets the scale for the atmospheric neutrino mixing mass squared difference. In most previous studies of the model, aside from that of leptogenesis, we chose the remaining three parameters, a ; b and c , to be real. In order to determine the range of predictions for the neutrino mixing angles, we now allow all three of them to be complex.

III. RESULTS OF THE PARAMETER SEARCH

In order to carry out the search of the parameter space for a stable normal hierarchy solution, we shall require that the oscillation parameters determined by the model lie in the following presently allowed ranges at the 90% confidence level [1]–[4], [21]:

$$\begin{aligned}
 m_{32}^2 &= (1.9 - 3.0) \times 10^{-3} \text{ eV}^2; & \sin^2 2_{23} &= 0.36 - 0.64; \\
 m_{21}^2 &= (7.4 - 8.5) \times 10^{-5} \text{ eV}^2; & \tan^2 12 &= 0.33 - 0.50; \\
 m_{31}^2 &\neq m_{32}^2; & \sin^2 2_{13} &= 0.16:
 \end{aligned} \tag{6}$$

The allowed variation in $\sin^2 2_{23}$ corresponds to the present bound of $\sin^2 2_{23} = 0.92$ [1]. We find that the following bounds for the magnitudes of the input parameters in M_R cover

the above experimentally allowed ranges:

$$|a| = 2.4; \quad |b| = 3.6; \quad |c| = 3.6; \quad (7)$$

where we have set $m_R = 2.85 \times 10^{14}$ GeV as explained below. We then use Monte Carlo techniques to throw points in the complex a , b and c planes which uniformly cover the disks whose radii are indicated above.

It should be noted that in this paper, we shall neglect any running of the neutrino mass and mixing parameters from the GUT scale down to the low scales. This has become more or less standard procedure in the literature and is less susceptible to corrections when $\tan \beta$ is low, the neutrino mass hierarchy is normal, and the two low-lying neutrino mass eigenstates have nearly opposite CP-parities [22]. All three conditions hold in the model under consideration. In fact, we can use the convenient add-on program package for Mathematica called REAP provided by Antusch et al. [23] to test the assumption that the evolution effects are negligible for our case.

For this purpose, what is required in addition to the mass matrices in Eq. (2) is specification of the appropriate Higgs VEVs, $v_u = v \sin \beta$ and $v_d = v \cos \beta$ in Eq. (1), together with the two input scaling masses, m_U and m_D ; from these the corresponding Yukawa coupling matrices can be determined. Since h_{H_u} receives a contribution only from $h_5(10_H)$, the 33 element of the Dirac mass matrix M_N is given by

$$(M_N)_{33} = m_U = (Y_N)_{33} v_u; \quad (8)$$

where Y_N is the Yukawa coupling matrix for the Dirac neutrino mass matrix and $v_u = v \sin \beta$ with $v = 174$ GeV as usual. On the other hand, h_{H_d} has two contributions from $h_5(10_H)$ and $h_5(16_H)$, but only the first contributes to the 33 element of the charged lepton mass matrix M_L ; hence

$$(M_L)_{33} = m_D = (Y_L)_{33} v_d \cos \beta; \quad (9)$$

where Y_L is the Yukawa coupling matrix for the charged leptons and $\cos \beta$ is the projection of H_d onto the VEV of $h_5(10_H)$, $v_d = v \cos \beta$. With $\tan \beta = v_u/v_d = 5$ as suggested earlier to provide a sufficiently lopsided charged lepton mass matrix, and the values for m_U and m_D in Eq. (3), we find that

$$\begin{aligned} Y_N &= 0.662 (M_N = m_U); \\ Y_L^0 \cos \beta &= 0.0293 (M_L = m_D); \end{aligned} \quad (10)$$

where we have defined Y_L^0 as the effective charged lepton Yukawa coupling matrix due to the $\cos\beta$ suppression. We assume that the VEVs, v_u and v_d , are held constant while Y_N and Y_L^0 evolve from the GUT scale to the weak scale according to the renormalization group equations.

By inserting this information into the REAP package of Antusch et al. [23], we can obtain the evolved results for the neutrino mixing parameters. We find for various test cases that the evolved mixing angles and phases are changed by less than 1% from their GUT scale values, while the light neutrino masses are reduced by 20%. The latter discrepancy can be corrected if we simply reduce the right-handed Majorana scaling factor μ_R by 20% from 2.85×10^{14} GeV to 2.25×10^{14} GeV, with essentially no alteration in the mixing angles and phases. With this understanding of the role played by evolution of the Yukawa couplings, we simply ignore the evolution and proceed to use only the GUT scale parameters given earlier.

Scatter plots are shown in Fig. 1 for the atmospheric and solar neutrino mixing regions, where m_{32}^2 and m_{21}^2 are plotted against $\sin^2 2\theta_{23}$ and $\sin^2 2\theta_{12}$, respectively; θ_{23} is the atmospheric neutrino mixing angle and θ_{12} the solar neutrino mixing angle. Figures 1(a) and 1(b) refer to the original choice of mass matrix parameters with $\theta_N = \theta_N^0 = 0$. In Figs. 1(c) and 1(d), the corresponding scatter plots are presented for the choice $\theta_N = 0.65 \times 10^{-5}$ and $\theta_N^0 = 1.0 \times 10^{-5}$. For the atmospheric neutrino mixing, we observe that while μ_R sets the scale for the mass squared difference, there is a spread of points for m_{32}^2 in the allowed interval $(1.9; 3.0) \times 10^{-3} \text{ eV}^2$; cf. Eq. (5). A value of $\mu_R = 2.85 \times 10^{14}$ GeV has been chosen in Fig. 1, in order to center the allowed region predicted by the model on the experimentally allowed region as determined by the Super Kamioke data. For their best fit point of $m_{32}^2 = 2.4 \times 10^{-3} \text{ eV}^2$ and $\sin^2 2\theta_{23} = 1.00$, the model prefers a nearly maximal mixing angle of $\sin^2 2\theta_{23} > 0.98$ in Fig. 1(a) and $\sin^2 2\theta_{23} > 0.99$ in Fig. 1(c), in agreement with their finding. Note that the highest concentration of model points also occurs in this region surrounding their best fit point. For the solar neutrino mixing, we observe in both Figs. 1(b) and 1(d) a nearly uniform spread in m_{21}^2 over the region allowed in Eq. (6) by the present data. On the other hand, for the solar mixing angle there is a somewhat greater concentration of points toward the smaller allowed values for $\sin^2 2\theta_{12}$.

Although it has been customary to present the neutrino mixing data in m^2 vs. $\sin^2 2\theta$ mixing planes as in Fig. 1, some authors [24] have suggested that $\sin^2 \theta$ is a more sensitive

measure of the mixing angle, especially for angles close to a maximal mixing of 45° . Of particular interest is whether θ_{23} lies below 45° or above 45° , if the mixing is not exactly maximal. With a normal mass hierarchy as suggested by our model, the former signifies that the highest neutrino mass eigenstate corresponds more to a ν_μ composition rather than to a ν_e composition, while the opposite is true for the latter possibility. In Fig. 2 we present results for (a) $\tan^2 \theta_{12}$, (b) $\sin^2 \theta_{13}$, (c) δ_{CP} , and (d) the baryon asymmetry, B , vs. $\sin^2 \theta_{23}$ for the original choice of $\kappa_N = \frac{0}{N} = 0$. We see from these plots that there is just a slight preference for values of $\sin^2 \theta_{23}$ greater than 0.5 than for those less than 0.5. Concerning the solar neutrino mixing angle, the full range of $0.33 < \tan^2 \theta_{12} < 0.50$ is populated, but values below 0.4 are slightly preferred to those above 0.4 in keeping with remarks made about Fig. 1 (b). Nearly all the allowed points for $\sin^2 \theta_{13}$ are found to lie below 0.012 and above $1 \cdot 10^{-5}$, with those values above 0.001 most densely populated. Interestingly enough, the present best fits for $\sin^2 \theta_{13}$ are 0.006 and 0.004 from three-neutrino mixing analyses with all oscillation data considered [25]. The model seems to be rather insensitive to the leptonic CP-violating phase δ_{CP} , for the full range from -90° to 90° is essentially uniformly populated. Finally we note that values for the baryon asymmetry are concentrated in the 10^{-13} to 10^{-12} range, which are much too small to explain the observed baryon asymmetry in the universe.

We present results corresponding to the choice $\kappa_N = 0.65 \cdot 10^{-5}$ and $\frac{0}{N} = 1.0 \cdot 10^{-5}$ in Fig. 3. Values of $\sin^2 \theta_{23}$ below and above 0.5 now appear to be equally likely; however, a more distinct preference for values of $\tan^2 \theta_{12}$ below 0.4 is observed than in Fig. 2 (a). The upper range for θ_{13} in the model is predicted to lie lower than before in Fig. 2 (b) and is now given by $\sin^2 \theta_{13} < 0.007$. The distribution is also somewhat more diffuse and less concentrated near the upper limit. Again no preferred values of the CP-violating phase δ_{CP} are observed, but the baryon asymmetry is shifted to higher values in the broader range, $3 \cdot 10^{-13}$ to $5 \cdot 10^{-11}$.

For a few special cases, values as large as $2 \cdot 10^{-10}$ for B are possible. An example of such a special case arises for the choice of right-handed Majorana neutrino parameters: $a = 0.25 - 0.05i$; $b = 0.8 + 1.1i$; $c = 0.1$ with $M_R = 2.85 \cdot 10^{14}$; $\kappa_N = 0.6 \cdot 10^{-5}$, and

$\theta_N^0 = 1.0 \cdot 10^{-5}$. One obtains $\theta_B = 2.1 \cdot 10^{-10}$ with the following mixing parameters

$$\begin{aligned} m_{32}^2 &= 2.4 \cdot 10^{-3} \text{ eV}^2; & \sin^2 \theta_{23} &= 0.52; \\ m_{21}^2 &= 7.6 \cdot 10^{-5} \text{ eV}^2; & \tan^2 \theta_{12} &= 0.34; \\ \sin^2 \theta_{13} &= 0.00058; & \theta_{CP} &= 70^\circ \end{aligned} \quad (11)$$

But such values for θ_B are still problematic to explain the observed baryon asymmetry in the universe. However, the preferred value is quite easily obtained, if the model is expanded to include three additional intermediate mass scale singlets which lead to a double seesaw mechanism as illustrated in Ref. [16].

IV. CONCLUDING REMARKS

From the above results we can conclude that the model with a normal mass hierarchy can easily fit the presently observed neutrino mixing data. Eight of the twelve model parameters have been fixed by the quark and lepton masses and quark mixing data, while the remaining four (three complex and one real) parameters of the right-handed Majorana mass matrix are varied. The real θ_R parameter centers the m_{32}^2 model spectrum on the observed 90% confidence level interval given in Eq. (6). For the best fit point of $m_{32}^2 = 2.4 \cdot 10^{-3} \text{ eV}^2$, the predicted atmospheric neutrino mixing angle is nearly maximal, corresponding to $\sin^2 \theta_{23} > 0.98$ in agreement with the observed best fit value of 1.00. No such preference for a particular value of $\tan^2 \theta_{12}$ in the allowed range is found. The predicted values for $\sin^2 \theta_{13}$ are of special interest. There we found a range of $1 \cdot 10^{-5} < \sin^2 \theta_{13} < 0.01$ which lies noticeably lower than that predicted by most other models where values very close to the upper bound of 0.04 are more generally expected [26]. This is true not only for the nearly conserved $L_e - L_\mu - L_\tau$ models, but also for the $SO(10)$ models with symmetric 126_H and $\overline{126}_H$ Higgs representations. The lower values predicted in our model have relevance for the future study of neutrino oscillations with reactor beams. If ν_e disappearance is observed very close to the present CHOOZ bound by the next generation reactor experiments, the $SO(10)$ model under consideration will be ruled out. On the other hand, it is interesting to note that if future reactor experiments do not see some ν_e disappearance, the model predicts it will certainly be seen with superbeams and/or neutrino factory experiments. While there remains much interest in determining the Dirac phase θ_{CP} for CP violation, it is rather

surprising that the model seems so insensitive to its actual value. Further study does reveal, however, that the larger values of θ_B arise from values of θ_{CP} near 90° .

Since the light neutrino mass spectrum has a normal hierarchy, the model predicts no neutrinoless double beta decay should be observed in the near future. In fact, for all choices of the model parameters which lead to acceptable ranges for the mixing parameters of Eq. (6), we find the effective mass is $m_{\beta\beta} \approx 0.4 \times 10^{-3}$ eV [7], three orders of magnitude below the present bound [27].

In conclusion, we address briefly the issue of lepton flavor violation in the decay process $\tilde{\nu}_1 \rightarrow e^+ \gamma$. Jankowski and Maybury [12] have studied this particular class of $SO(10)$ models with lopsided charged lepton mass matrices in order to determine the expected branching ratio for the above decay, under the assumption that the supersymmetric grand unified model breaks directly to the constrained minimal supersymmetric standard model. Given the combined constraints on the CMSSM parameters from direct searches and from the WMAP satellite observations [17, 28], they find that for a low value of $\tan\beta \approx 5$ preferred by the model, the branching ratio should be of $O(10^{-12})$ and very close to the present upper limit of 1.2×10^{-11} [29]. Hence the $\tilde{\nu}_1 \rightarrow e^+ \gamma$ decay should be observed in the new MEG experiment [13] which is expected to start taking data in 2006. This prediction is based on the the slepton masses being in the 125 – 150 GeV range, while the neutralino masses are around 300 – 500 GeV. These ranges are also favored in CMSSM models by the recent study of the best chi-squared fits to all the data with $\tan\beta \approx 10$ by Ellis et al. [30]. On the other hand, minimal $SO(10)$ models leading to symmetric or antisymmetric mass matrix elements favor a smaller lepton-violating branching ratio of $O(10^{-13})$ or less [31]. The coming MEG experiment which is expected to be sensitive down to the 10^{-14} branching ratio level may thus be able to rule out one of the two classes of minimal $SO(10)$ models before the new reactor experiments can be launched.

The author thanks Ulrich Aisch and Enrico Lunghi for their help with the scatter plots. The author also thanks the Theory Group at Fermilab for its kind hospitality. Fermilab is operated by Universities Research Association Inc. under contract No. DE-AC02-76CH03000 with the Department of Energy.

-
- [1] Y .A shie et al. (Super-K am iokande Collab.), Phys.Rev.Lett. 93, 101801 (2004); Y .A shie et al. (Super-K am iokande Collab.), hep-ex/0501064.
 - [2] S N .A hmed et al. (SNO Collab.), Phys.Rev.Lett. 92, 181301 (2004); B .T .C leveland et al. (Hom estake Collab.), Astrophys.J. 496, 505 (1998); J N .A bdurashitov et al. (SAGE Collab.), Phys.Rev.Lett. 83, 4686 (1999); W .H ampelet al. (G ALLEX Collab.), Phys.Lett.B 447, 127 (1999); M .A ltm ann et al. (GNO Collab.), Phys.Lett.B 490, 16 (2000).
 - [3] M H .A hn et al. (K 2K Collab.), Phys.Rev.Lett. 90, 041801 (2003).
 - [4] K .Eguchi et al. (K am LAND Collab.), Phys.Rev.Lett. 90, 0218802 (2003); T .A raki et al. (K am LAND Collab.), hep-ex/0406035.
 - [5] For several reviews, see S F .K ing, Rept. Prog. Phys. 67, 107 (2004); G .A ltarelli and F .Feruglio, New J.Phys. 6, 106 (2004); R N .M ohapatra, New J.Phys. 6, 82 (2004); S M .B arr and I.D orsner, Nucl.Phys.B 585, 79 (2000).
 - [6] For the earliest and some of the latest such models cf. S .P etcov, Phys.Lett. B 110, 245 (1982); R .B arbieri, L .H all, D .S mith, A .S trum ia, and N .W einer, JHEP 9812, 017 (1998); A .J oshipura and S .R indani, Eur. Phys. J. C 14, 85 (2000); R N .M ohapatra, A .P erez-Lorenzana, and C .de S .P ires, Phys.Lett.B 474, 355 (2000); S .T .P etcov and W .R odejphann, hep-ph/0409135; W .G rim us and L .L avoura, hep-ph/0410279.
 - [7] C H .A lbright, Phys.Lett. B 599, 285 (2004).
 - [8] K S .B abu and R N .M ohapatra, Phys. Rev. Lett. 70, 2845 (1993); M u-C .C hen and K .T .M ahanthappa, Phys. Rev. D 62, 113007 (2000); T .F ukuyam a and N .O kada, JHEP 0211, 011 (2002); H S .G oh, R N .M ohapatra, and S P .N g, Phys.Lett.B 570, 215 (2003); M .B ando and M .O bara, Prog.Theor.Phys. 109, 995 (2003); G G .R oss and L .V elasco-Sevilla, Nucl.Phys.B 653, 3 (2003); C S .A ulakh, B .B aji, A .M elfo, G .S enjanovic, and F .V issani, Phys.Lett. B 588, 196 (2004); M .B ando, S .K aneko, M .O bara, and M .T anim oto, Phys.Lett. B 580, 229 (2004); B .D utta, Y .M im ura, and R N .M ohapatra, Phys.Lett.B 603, 35 (2004).
 - [9] C H .A lbright and S M .B arr, Phys.Rev.D 58, 013002 (1998); K S .B abu, J C .P ati, and F .W ilczek, Nucl.Phys.B 566, 33 (2000); T .B lazek, S .R aby, and K .T obe, Phys.Rev.D 62, 055001 (2000); R .K itano and Y .M im ura, Phys.Rev.D 63, 016008 (2001); Z .B erezhiani and A .R ossi, Nucl.Phys.B 594, 113 (2001).

- [10] C.H. Albright, K.S. Babu, and S.M. Barr, *Phys. Rev. Lett.* **81**, 1167 (1998).
- [11] C.H. Albright and S.M. Barr, *Phys. Rev. Lett.* **85**, 244 (2000); *Phys. Rev. D* **62**, 093008 (2000); *Phys. Rev. D* **64**, 073010 (2001).
- [12] E. Jankowski and D.W. Maybury, *Phys. Rev. D* **70**, 035004 (2004).
- [13] T. Mori (MEG Collab.), talk presented at the SUSY 2004 Conference, Tsukuba, Japan (2004).
- [14] S.M. Barr and S. Raby, *Phys. Rev. Lett.* **79**, 4748 (1997).
- [15] C.D. Froggatt and H.B. Nielsen, *Nucl. Phys. B* **147**, 277 (1979).
- [16] C.H. Albright and S.M. Barr, *Phys. Rev. D* **69**, 073010 (2004); *Phys. Rev. D* **70**, 033013 (2004).
- [17] D.N. Spergel et al., *Astrophys. J. Suppl.* **148**, 175 (2003).
- [18] For an updated list of the input parameters, cf. Ref. [16].
- [19] P. Minkowski, *Phys. Lett. B* **67**, 421 (1977); T. Yanagida, in *Proceedings of the Workshop on Unified Theory and the Baryon Number of the Universe*, Tsukuba, Japan, 1979, p. 95; M. Gell-Mann, P. Ramond, and R. Slansky, in *Supergravity*, (P. van Nieuwenhuizen and D.Z. Freedman, eds.), North Holland, Amsterdam, 1979, p. 315; S.L. Glashow, in *Proceedings of the 1979 Cargèse Summer Institute on Quarks and Leptons*, (M. Levy, J.-L. Basdevant, D. Speiser, J. Weyers, R. Gastmans, and M. Jacob, eds.), Plenum Press, New York, 1980, p. 687; R.N. Mohapatra and G. Senjanovic, *Phys. Rev. Lett.* **44**, 912 (1980); J. Schechter and J.W.F. Valle, *Phys. Rev. D* **22**, 2227 (1980).
- [20] S.M. Barr, hep-ph/0502129.
- [21] M. Apollonio et al. (CHOOZ Collab.), *Phys. Lett. B* **466**, 415 (1999); F. Boehm et al. (Pal Verde Collab.), *Phys. Rev. D* **64**, 112001 (2001).
- [22] P.H. Chankowski and S. Pokorski, *Int. J. Mod. Phys. A* **17**, 575 (2002).
- [23] S. Antusch, J. Kersten, M. Lindner, M. Ratz, and M.A. Schmidt, hep-ph/0501272.
- [24] O. Mena and S. Parke, *Phys. Rev. D* **69**, 117301 (2004).
- [25] M. Maltoni, T. Schwetz, M.A. Tortola, and J.W.F. Valle, *Phys. Rev. D* **68**, 113010 (2003); S. Goswami and A.Yu. Smirnov, hep-ph/0411359.
- [26] Brief summaries of model predictions for θ_{13} can be found in C.H. Albright, *Int. J. Mod. Phys. A* **18**, 3947 (2003); M.-C. Chen and K.T. Mahanthappa, *Int. J. Mod. Phys. A* **18**, 5819 (2003).
- [27] C. Aalseth et al., Summary report of the APS Multidivisional Neutrino Study, hep-ph/0412300.

- [28] C.L. Bennett et al. (WMAP Collab.), *Astrophys. J. Suppl.* 148, 1 (2003).
- [29] M.L. Brooks et al. (MEGA Collab.), *Phys. Rev. Lett.* 83, 1521 (1999).
- [30] J. Ellis, S. Heinemeyer, K.A. Olive, and G. Weiglein, *hep-ph/0411216*; J. Ellis, K.A. Olive, Y. Santos, and V.C. Spanos, *hep-ph/0502001*.
- [31] A. Masiero, S.K. Vempati, and O. Vives, *New J. Phys.* 6, 202 (2004); M.-C. Chen and K.T. Mahanthappa, *Phys. Rev. D* 70, 113013 (2004); I. Masina and C.A. Savoy, *hep-ph/0501166*.

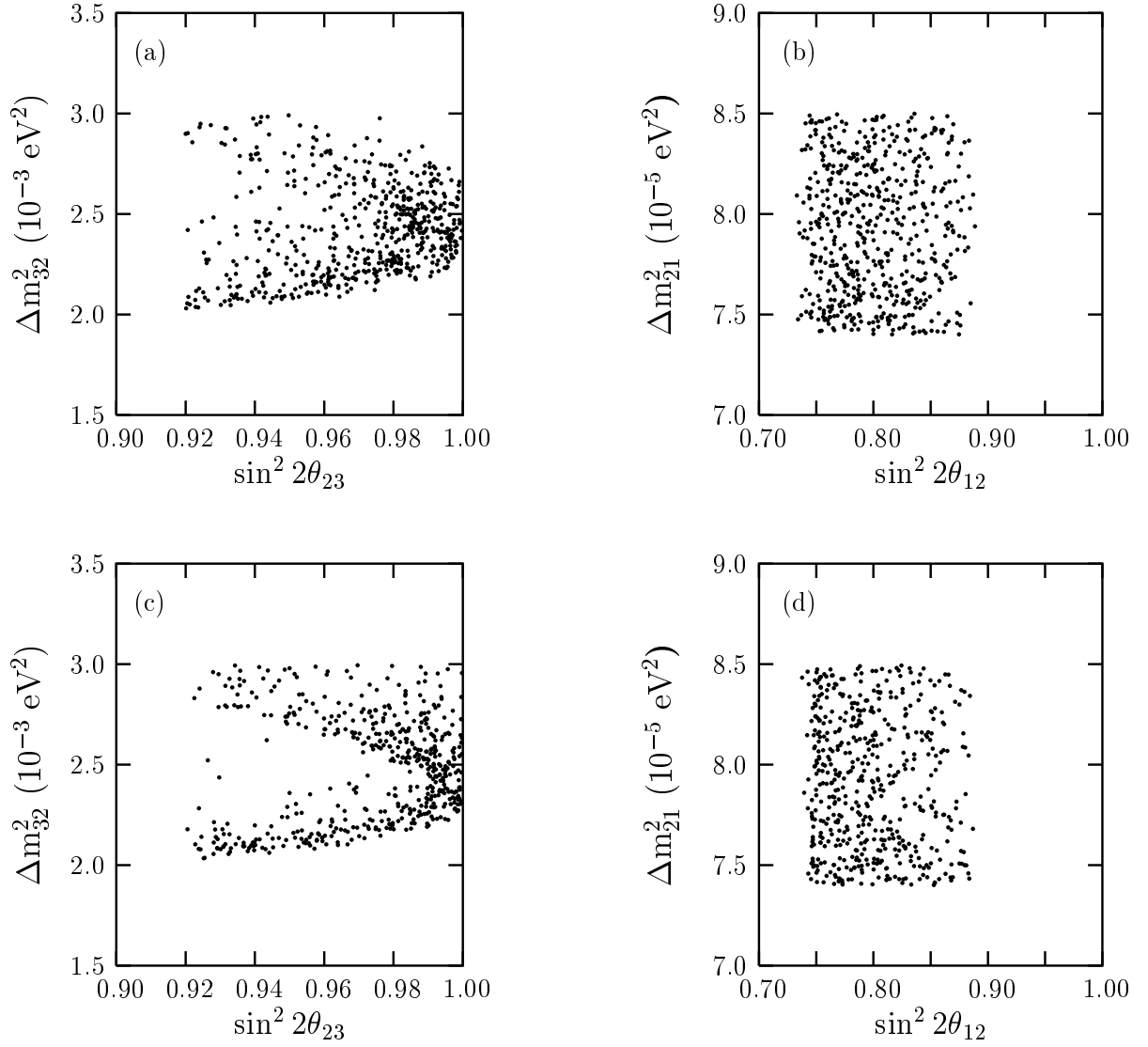


Fig. 1. Plots of (a) Δm_{32}^2 vs. $\sin^2 2\theta_{23}$ and (b) Δm_{21}^2 vs $\sin^2 2\theta_{12}$ for the original choice of $\delta_N = \delta'_N = 0$ in the Dirac neutrino mass matrix. In (c) and (d), similar plots are given for the choice of $\delta_N = -0.65 \times 10^{-5}$ and $\delta'_N = -1.0 \times 10^{-5}$. A value of $\Lambda_R = 2.85 \times 10^{14}$ GeV applies for all figures.

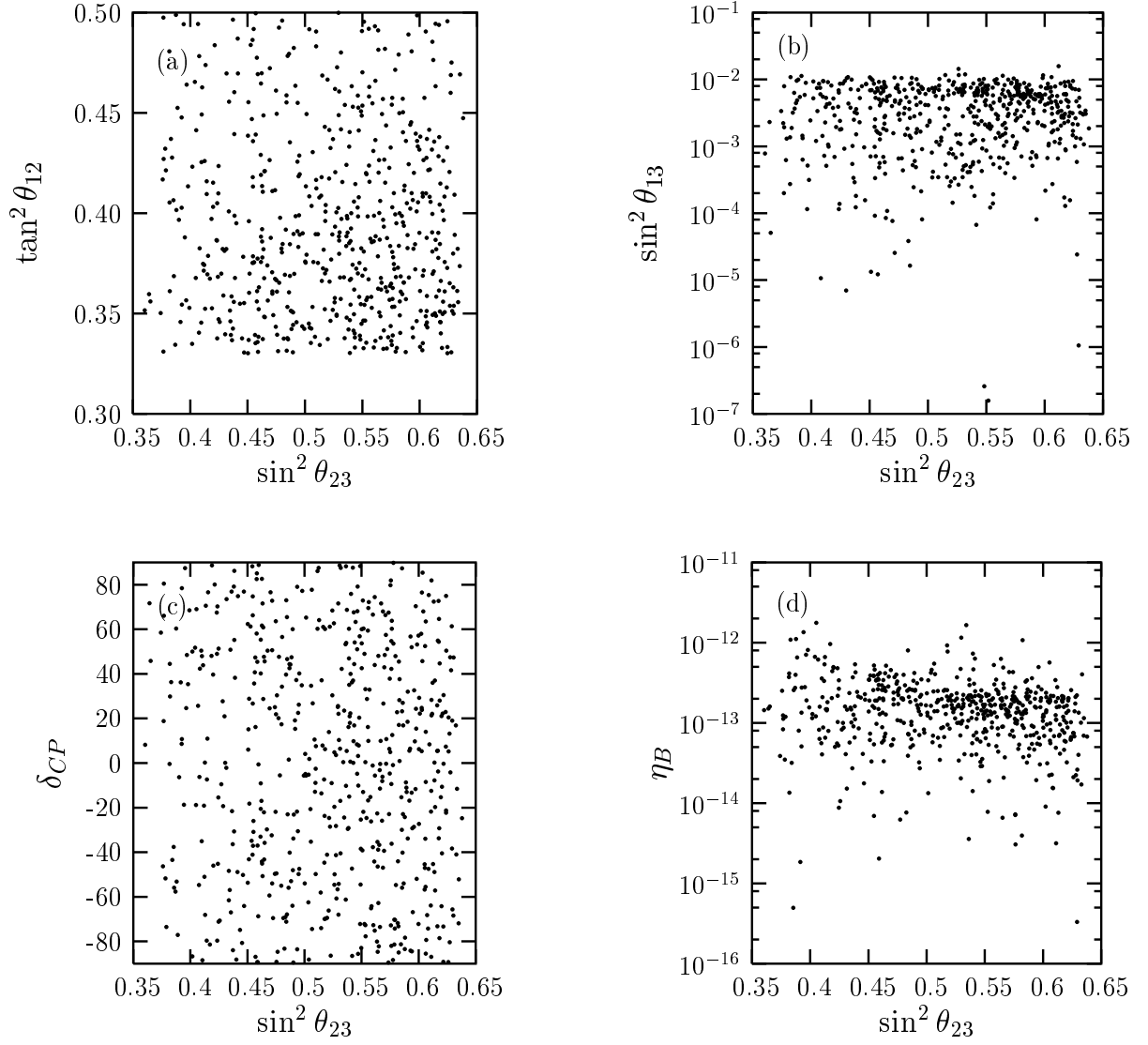


Fig. 2. Plots of (a) $\tan^2 \theta_{12}$, (b) $\sin^2 \theta_{13}$, (c) δ_{CP} , and (d) η_b vs. $\sin^2 \theta_{23}$ for the original choice of $\delta_N = \delta'_N = 0$ in the Dirac neutrino mass matrix.

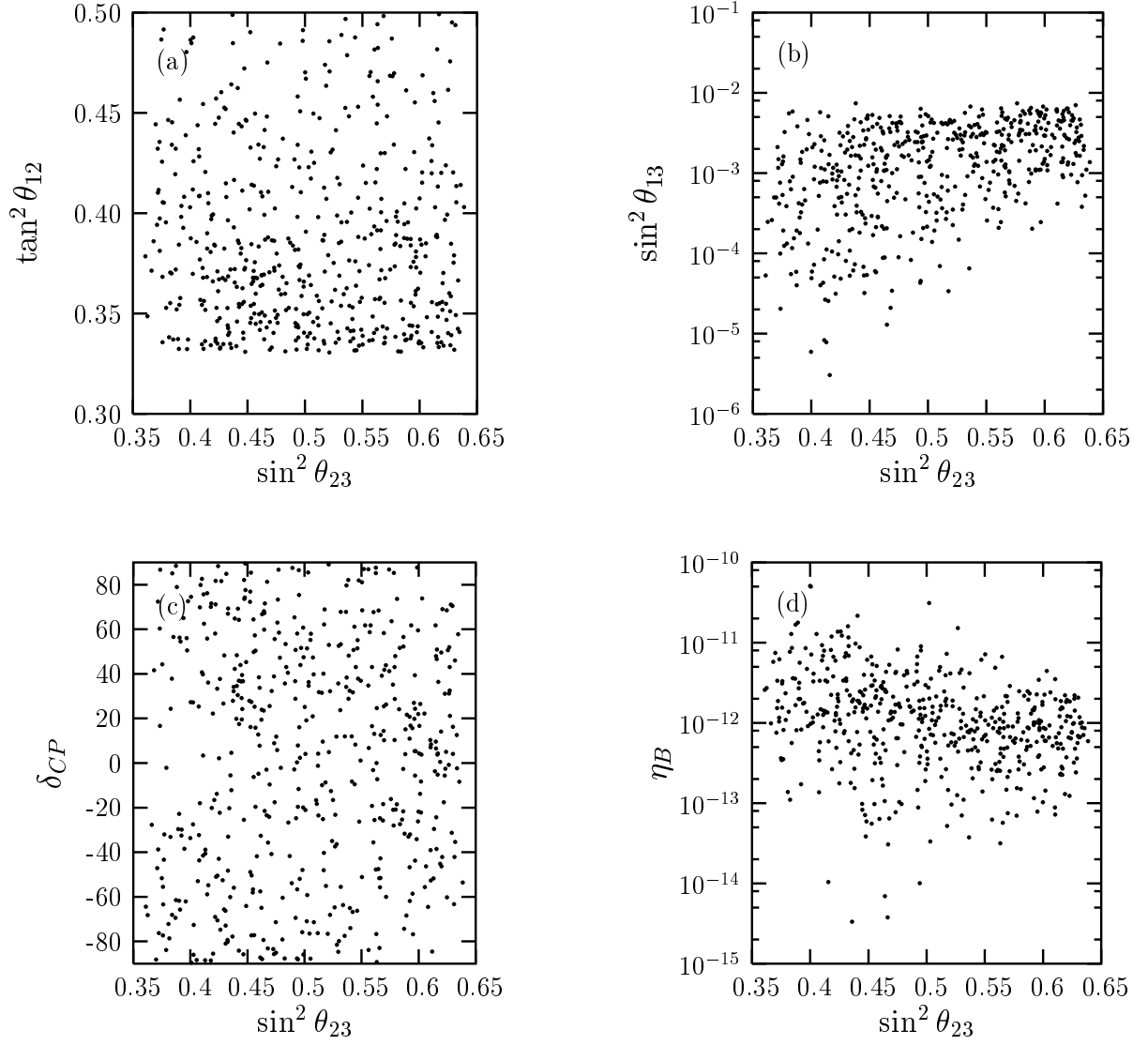


Fig. 3. Plots of (a) $\tan^2 \theta_{12}$, (b) $\sin^2 \theta_{13}$, (c) δ_{CP} , and (d) η_b vs. $\sin^2 \theta_{23}$ for the choice of $\delta_N = -0.65 \times 10^{-5}$ and $\delta'_N = -1.0 \times 10^{-5}$ in the Dirac neutrino mass matrix.