

$B \rightarrow f_0(980)K$ Decays and Subleading CorrectionsHai-Yang Cheng¹ and Kwei-Chou Yang²¹ Institute of Physics, Academia Sinica
Taipei, Taiwan 115, Republic of China² Department of Physics, Chung Yuan Christian University
Chung-Li, Taiwan 320, Republic of China

Abstract

The decay $B \rightarrow f_0(980)K$ is studied within the framework of QCD factorization and the two-quark scenario for $f_0(980)$. There are two distinct penguin contributions and their interference depends on the unknown mixing angle of strange and nonstrange quark contents of $f_0(980)$: destructive for $0 < \theta < \pi/2$ and constructive for $\pi/2 < \theta < \pi$. The QCD sum rule method is applied to evaluate the leading-twist light-cone distribution amplitudes and the scalar decay constant of f_0 . We conclude that the short-distance approach is not adequate to explain the observed large rates of f_0K and $f_0\bar{K}^0$. Among many possible subleading corrections, we study and estimate the contributions from the three-parton Fock states of the f_0 and from the intrinsic gluon inside the B meson. It is found that the spectator gluon of the B meson may play an eminent role for the enhancement of $f_0(980)K$. We point out that if $f_0(980)$ is a four-quark state as widely perceived, there will exist extra diagrams contributing to $B \rightarrow f_0(980)K$. However, in practice it is difficult to make quantitative predictions based on the four-quark picture for $f_0(980)$ as it involves additional nonfactorizable contributions that are difficult to estimate and the calculations of the decay constant and form factors of $f_0(980)$ are beyond the conventional quark model.

I. INTRODUCTION

The decay of the B meson into a scalar meson $f_0(980)$ was first measured by Belle [1] in the charged B decays to K^+ and a large branching fraction product for the $f_0(980)K^+$ final states was found. A recent updated result by Belle yields [2]

$$\mathcal{B}(B^+ \rightarrow f_0(980)K^+ \rightarrow \pi^+ K^+) = (7.55 \pm 1.24^{+1.63}_{-1.18}) \times 10^{-6} : \quad (1.1)$$

The Belle result is subsequently confirmed by the BaBar measurement [3]:

$$\mathcal{B}(B^+ \rightarrow f_0(980)K^+ \rightarrow \pi^+ K^+) = (9.2 \pm 1.2^{+2.1}_{-2.6}) \times 10^{-6} : \quad (1.2)$$

A recent BaBar analysis of $B^+ \rightarrow K^+ f_0(980)$ gives a very similar result: $(9.2 \pm 1.5 \pm 0.8) \times 10^{-6}$ [4]. The world average is then given by [5]

$$\mathcal{B}(B^+ \rightarrow f_0(980)K^+ \rightarrow \pi^+ K^+) = (8.49^{+1.35}_{-1.26}) \times 10^{-6} : \quad (1.3)$$

BaBar has also measured the neutral mode $B^0 \rightarrow f_0(980)K^0$ with the result [6]

$$\mathcal{B}(B^0 \rightarrow f_0(980)K^0 \rightarrow \pi^+ K^0) = (6.0 \pm 0.9 \pm 1.3) \times 10^{-6} : \quad (1.4)$$

This channel is of special interest as possible indications of New Physics beyond the Standard Model (SM) may be observed in the time-dependent CP asymmetries in the penguin-dominated B decays such as $B^0 \rightarrow f_0(980)K_S$. The mixing-induced CP-violation parameter S is expected to be very close to $\sin \delta$ in the SM. The most recent measurements by BaBar and Belle yield

$$\sin \delta(f_0 K_S) = \begin{pmatrix} 0.95^{+0.23}_{-0.32} & 0.10 & \text{BaBar [7]} \\ 0.47 & 0.41 & 0.08 \text{ Belle [8]} \end{pmatrix} \quad (1.5)$$

The deviation from $\sin 2\beta = 0.726 \pm 0.037$ [9] measured from $B^+ \rightarrow J/\psi K_S$ may hint at a possible New Physics.

In order to extract the absolute branching ratios for $B^+ \rightarrow f_0 K^+$, we use the value of $\mathcal{B}(f_0 \rightarrow \pi^+ \pi^-) = [\mathcal{B}(f_0 \rightarrow \pi^+ \pi^-) + \mathcal{B}(f_0 \rightarrow K^+ K^-)] = 0.68 [10]^1$ to obtain $\mathcal{B}(f_0(980) \rightarrow \pi^+ \pi^-) = 0.45$ and

$$\begin{aligned} \mathcal{B}(B^+ \rightarrow f_0(980)K^+) &= (18.9^{+3.0}_{-2.8}) \times 10^{-6} ; \\ \mathcal{B}(B^0 \rightarrow f_0(980)K^0) &= (13.3 \pm 3.6) \times 10^{-6} : \end{aligned} \quad (1.6)$$

Comparing with the averaged branching ratios, $(12.1 \pm 0.8) \times 10^{-6}$ for $B^+ \rightarrow \pi^0 K^+$ and $(11.5 \pm 1.0) \times 10^{-6}$ for $B^0 \rightarrow \pi^0 K^0$ [5], we see that $f_0(980)K^+ > \pi^0 K^+$ and $f_0(980)K^0 > \pi^0 K^0$.

Theoretically, the decay $B^+ \rightarrow f_0 K^+$ has been studied in [11] and [12] within the framework of the pQCD approach based on the k_T factorization theorem. It is found that the branching ratio is of order 5×10^{-6} (see Fig. 2 of [12]), which is smaller than the measured value of $\mathcal{B}(B^+ \rightarrow f_0 K^+)$ by a factor of 3–4. In the present paper we shall re-examine this decay within the QCD factorization approach [13, 14, 15].

¹ The ratio $R = \mathcal{B}(f_0 \rightarrow \pi^+ \pi^-) / \mathcal{B}(f_0 \rightarrow K^+ K^-) = 2.3$ is consistent with the result of $R > 2.6^{+0.7}_{-0.6}$ inferred from the Belle measurements of $\mathcal{B}(B^+ \rightarrow f_0(980)K^+ \rightarrow \pi^+ K^+)$ [see Eq. (1.1)] and $\mathcal{B}(B^+ \rightarrow f_0(980)K^+ \rightarrow K^+ K^-) < 2.9 \times 10^{-6}$ [5].

The underlying structure of the parity-even meson $f_0(980)$ is still controversial and not clear: It can be a conventional 2-quark P -wave state or a S -wave meson made of four quarks $qqqq$. It will be interesting to see if these two different scenarios for $f_0(980)$ can be tested in $B \rightarrow f_0 K$ decays, an issue which we will address briefly in this work.

We shall see that since the scalar decay constant of f_0 is scale dependent and its magnitude can be much larger than the corresponding decay constant of pseudoscalar mesons, the $f_0 K$ rate can be comparable to the ηK one. However, the predicted branching ratio of $B \rightarrow f_0 K$ is still lower than experiment by 50% for the $f_0 K$ mode and 35% for $f_0 K^0$. There are several possible mechanisms such as final-state interactions, flavor-singlet contributions, large annihilation contributions that may account for the enhancement of $f_0 K$. In the present work, we will focus on the subleading effects arising from the three-parton Fock states of the f_0 and from the spectator gluon inside the B meson.

It is commonly assumed that only the valence quarks of the initial and final state hadrons participate in the decays. Nevertheless, a real hadron in QCD language should be described by a set of Fock states for which each state has the same quantum number as the hadron. For instance,

$$\begin{aligned} |B\rangle_i &= \frac{B}{b_u} |b_u i\rangle + \frac{B}{b_{ug}} |g u i\rangle + \frac{B}{b_{uqq}} |q u q i\rangle + \frac{B}{b_{ucc}} |u c c i\rangle + \dots; \\ |f_0\rangle_i &= \frac{f_0}{n_n} |n n i\rangle + \frac{f_0}{s_s} |s s i\rangle + \frac{f_0}{nng} |n g i\rangle + \frac{f_0}{ssg} |s g i\rangle + \sum_q \left(\frac{f_0}{n n q q} |n n q q i\rangle + \frac{f_0}{s s q q} |s s q q i\rangle \right) + \dots; \\ |K\rangle_i &= \frac{K}{s_u} |s u i\rangle + \frac{K}{s_{ug}} |g u i\rangle + \frac{K}{s_{uqq}} |q u q i\rangle + \dots; \end{aligned} \quad (1.7)$$

where $n\bar{n} = (u\bar{u} + d\bar{d}) = \frac{p}{2}$. The extra gluon(s) or quark pair(s) appearing in higher Fock states are the results of QCD interactions. The cc pairs due to a single gluon splitting $g \rightarrow c\bar{c}$, described by the Gribov-Lipatov-Altarelli-Parisi (GLAP) evolution equation,² are basically extrinsic to the bound-state nature of the hadron. In contrast, the cc pairs, which are entangled through multiply gluonic interactions to the valence quarks, at least via $g g \rightarrow c\bar{c}$, are intrinsic to the hadronic structure [18, 19, 20]. It has been estimated that the intrinsic charm probability in the proton is $< 1\%$ [21]. The intrinsic charm may explain the puzzle in $J/\psi \rightarrow \gamma \eta'$ decays [22].

The study of the intrinsic charm component in the B meson is interesting and has attracted a great deal of attentions [18, 19, 20]. Although the extrinsic charm pairs carry only small momentum fraction of hadrons, it has been argued that the intrinsic cc pair could share 20% momentum fraction of the parent B meson [19]. As discussed in [18], the intrinsic charm may give rise to 20% corrections to $B \rightarrow K$ amplitudes. Consistently, $\int \frac{B}{b_{ucc}} = \frac{B}{b_u} \int$ integrating over the phase space is estimated to be roughly of order $(20\%)^2 = 4\%$ [20], compared to the charm content $< 1\%$ in the proton. Similar to the intrinsic charm case, one may ask how large is the intrinsic gluon within the B meson. The

² We should remind the readers that the light-cone wave functions in Eq. (1.7) are Lorentz invariant using the light-cone quantization in the light-cone gauge $A^+ = 0$ [16]. However, here we adopt the equal-time quantization and choose the B rest frame. Each Fock-state wave function of the B meson is no longer boost invariant. In contrast, the energetic f_0 and K produced in B decays are represented in terms of light-cone distribution amplitudes (LCDAs) in conformal expansion [17]. Strictly speaking, the GLAP equation can be applied only to the partons in the infinite momentum frame or to the light-cone quantization framework.

gluon content of the B meson is intimately related to the energy of light degrees of freedom (or the so-called "brown muck"), namely, $\Lambda = m_B - m_D$. Even though $\Lambda > 450 \text{ MeV}$ is larger than the constituent light quark mass, it may suggest that the intrinsic gluon within the B meson cannot be neglected. To estimate the possible contributions originated from the intrinsic gluon within the B meson, we introduce the three-particle operator $b \bar{g}_s \mathbb{G} u$, which can couple to the B meson. Similar definitions for \bar{b} and d can be found in the literature [23, 24]. Hence, the intrinsic gluon effects can be estimated. The detailed calculation is shown in Sec. IIC. As a result, we find that the intrinsic gluon may give rise to 20-40% corrections to the decay amplitudes. In contrast, we shall show in Sec. IIB that the extrinsic gluon effect due to the splitting $b \rightarrow b \bar{g}$ is negligible, which is described by the GLAP evolution equation in the infinite momentum frame.

The layout of the present paper is organized as follows. In Sec. II we shall first study $B \rightarrow f_0 K$ decays within the framework of QCD factorization and discuss the internal structure of the $f_0(980)$. We then continue to explore the subleading effects arising from the three-parton Fock states of the f_0 and from the spectator gluon inside the B meson. We present numerical results and discussions in Sec. III and give conclusions in Sec. IV. Appendices A and B are devoted to the determination of the scalar decay constant and distribution amplitudes of f_0 , respectively, Appendix C outlines the sum-rule calculation for the decay constant $f_{f_0}^2$ and Appendix D for the intrinsic gluon content of the B meson.

II. $B \rightarrow f_0(980)K$ DECAY AMPLITUDES

A. $B \rightarrow f_0(980)K$ decay amplitudes in QCD factorization of leading Fock states

1. Framework

To proceed we first discuss the decay constants and form factors. The decay constants are defined by

$$\langle K(p) | \bar{s} \gamma_\mu s | 0 \rangle = i f_K p_\mu; \quad \langle f_0(p) | \bar{s} \gamma_\mu s | 0 \rangle = 0; \quad \langle f_0(p) | \bar{s} s | 0 \rangle = m_{f_0} f_q; \quad (2.1)$$

The scalar meson $f_0(980)$ cannot be produced via the vector current owing to charge conjugation invariance or conservation of vector current. The scalar decay constant f_q will be discussed later. Form factors for $B \rightarrow P$ and $B \rightarrow S$ transitions (P : pseudoscalar meson, S : scalar meson) are defined by [25]

$$\langle P(p_P) | \bar{q} \gamma_\mu q | B(p_B) \rangle = (p_B + p_P)_\mu \left[\frac{m_B^2 - m_P^2}{q^2} F_1^{B P}(q^2) + \frac{m_B^2 + m_P^2}{q^2} F_0^{B P}(q^2) \right]; \quad (2.2)$$

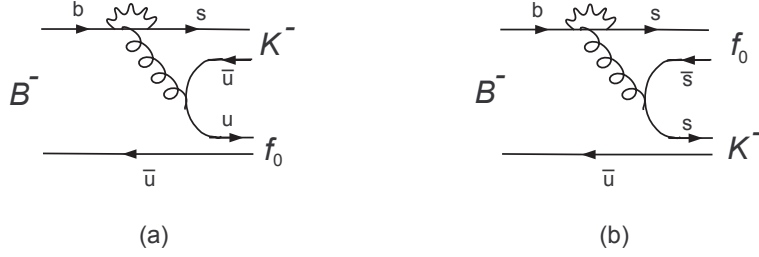


FIG. 1: Penguin contributions to $B^- \rightarrow f_0(980)K^-$ in the 2-quark picture for $f_0(980)$.

where $q = (p_B - p_P)$, and [26]³

$$\begin{aligned} \langle \bar{s}(p_S) \bar{A} B(p_B) | i = & -i \langle p_B + p_S | \frac{m_B^2 - m_S^2}{q^2} q^\mu F_1^{BS}(q^2) \\ & + \frac{m_B^2 - m_S^2}{q^2} q^\mu F_0^{BS}(q^2) : \end{aligned} \quad (2.3)$$

The penguin-dominated $B^- \rightarrow f_0 K^-$ receive two different types of penguin contributions as depicted in Fig. 1. Within the framework of QCD factorization [13], the $B^- \rightarrow f_0 K^-$ decay amplitudes read⁴

$$\begin{aligned} A(B^- \rightarrow f_0 K^-) = & \frac{G_F}{2} \sum_{p=u,c} V_{pb} V_{ps}^* \left[a_1(f_0 K^-) \langle \bar{s} u \rangle + (a_4^p - r^K a_6^p)(f_0 K^-) + (a_{10}^p - r^K a_8^p)(f_0 K^-) \right] \\ & f_K F_0^{B f_0^u} (m_K^2) (m_B^2 - m_{f_0}^2) + (2a_6^p - a_8^p)(K^- f_0) f_s \frac{m_{f_0}}{m_b} F_0^{BK} (m_{f_0}^2) (m_B^2 - m_K^2) \\ & \times \sum_{q=u,s} f_B f_K f_q b_3^q(f_0 K^-) + b_{3EW}^q(f_0 K^-) ; \\ A(\bar{B}^0 \rightarrow f_0 \bar{K}^0) = & \frac{G_F}{2} \sum_{p=u,c} V_{pb} V_{ps}^* \left[(a_4^p - r^K a_6^p)(f_0 \bar{K}^0) - \frac{1}{2} (a_{10}^p - r^K a_8^p)(f_0 \bar{K}^0) \right] \\ & f_K F_0^{B f_0^u} (m_K^2) (m_B^2 - m_{f_0}^2) + (2a_6^p - a_8^p)(\bar{K}^0 f_0) f_s \frac{m_{f_0}}{m_b} F_0^{BK} (m_{f_0}^2) (m_B^2 - m_K^2) \\ & \times \sum_{q=u,s} f_B f_K f_q b_3^q(f_0 \bar{K}^0) - \frac{1}{2} b_{3EW}^q(f_0 \bar{K}^0) ; \end{aligned} \quad (2.4)$$

where $p = V_{pb} V_{ps}^*$, $r^K(\cdot) = 2m_K^2/[m_b(\cdot)(m_u(\cdot) + m_s(\cdot))]$, and weak annihilation contributions described by b_3 and b_{3EW} terms will be discussed shortly. In Eq. (2.4) the superscript u of the form factor $F_0^{B f_0^u}$ reminds us that it is the u quark component of f_0 involved in the form factor transition [see Fig. 1(a)]. In contrast, the subscript s of the decay constant f_s indicates that it is the strange quark content of f_0 responsible for the penguin contribution of Fig. 1(b).

³ As shown in [26], a factor of $(-i)$ is needed in Eq. (2.3) in order for the $B^- \rightarrow S$ form factors to be positive. This also can be checked from heavy quark symmetry [26].

⁴ The relative sign between $a_6^p(f_0 K^-) f_K$ and $a_6^p(K^- f_0) f_s$ terms in the decay amplitude of $B^- \rightarrow f_0 K^-$ obtained in [27] is opposite to ours.

The effective parameters a_i^p with $p = u; c$ in Eq. (2.4) can be calculated in the QCD factorization approach [13]. They are basically the Wilson coefficients in conjunction with short-distance nonfactorizable corrections such as vertex corrections and hard spectator interactions. In general, they have the expressions [13, 15]

$$a_i^p(M_1 M_2) = C_i + \frac{C_{i-1}}{N_c} + \frac{C_{i-1}}{N_c} \frac{C_F}{4} \frac{s}{h} V_i(M_2) + \frac{4}{N_c} H_i(M_1 M_2) + P_i^p(M_2); \quad (2.5)$$

where $i = 1; \dots; 10$, the upper (lower) signs apply when i is odd (even), C_i are the Wilson coefficients, $C_F = (N_c^2 - 1)/(2N_c)$ with $N_c = 3$, M_2 is the emitted meson and M_1 shares the same spectator quark with the B meson. The quantities $V_i(M_2)$ account for vertex corrections, $H_i(M_1 M_2)$ for hard spectator interactions with a hard gluon exchange between the emitted meson and the spectator quark of the B meson and $P_i(M_2)$ for penguin contractions. The explicit expressions of these quantities can be found in [13, 15]. The hard spectator function H reads

$$H_i(f_0 K) = \frac{f_u f_B}{F_0^B F_0^u(0) m_B^2} \int_0^1 dx \int_0^1 dy \int_0^1 dz \frac{1}{x y (1 - x y)} \frac{1}{x^2 y} \frac{1}{x y (1 - x y)} \frac{1}{x y^2} f_0(x) + \frac{2m_{f_0}}{m_b} - P_{f_0}^p(x); \quad (2.6)$$

for $i = 1; 4; 10$ and $H_i = 0$ for $i = 6; 8$. where $\int_0^1 dx \int_0^1 dy \int_0^1 dz = 1$. As for the parameters $a_{6,8}^{u;c}(K^0 f_0)$ appearing in Eq. (2.4), they have the same expressions as $a_{6,8}^{u;c}(f_0 K^0)$ except that the penguin function \hat{G}_K (see Eq. (55) of [13]) is replaced by \hat{G}_{f_0} and P_K^p by $P_{f_0}^p$.

Weak annihilation contributions to $B \rightarrow f_0 K$ are described by the terms b_3 and b_{3EW} in Eq. (2.4) which have the expressions

$$b_3^q = \frac{C_F}{N_c^2} \frac{h}{s} C_3 A_1^{i(q)} + C_5 (A_3^{i(q)} + A_3^{f(q)}) + N_c C_6 A_3^{f(q)} \frac{1}{s};$$

$$b_{3EW}^q = \frac{C_F}{N_c^2} \frac{h}{s} C_9 A_1^{i(q)} + C_7 (A_3^{i(q)} + A_3^{f(q)}) + N_c C_8 A_3^{i(q)} \frac{1}{s}; \quad (2.7)$$

where A_3^f is the factorizable annihilation amplitude induced from $(S - P)(S + P)$ operator and $A_{1,3}^i$ are nonfactorizable ones induced from $(V - A)(V - A)$ and $(S - P)(S + P)$ operators, respectively. It is evident that the dominant annihilation contribution arises from the factorizable penguin-induced annihilation characterized by A_3^f . Their explicit expressions are given by (see also [15])

$$A_1^{i(q)} = \int_0^1 dx \int_0^1 dy \int_0^1 dz \frac{1}{x y (1 - x y)} \frac{1}{x^2 y} \frac{1}{x y (1 - x y)} \frac{1}{x y^2} 2r^K \frac{m_{f_0}}{m_b} P_K^p(x) \frac{(q)p}{f_0}(y) \frac{2}{x y};$$

$$A_3^{i(q)} = \int_0^1 dx \int_0^1 dy \int_0^1 dz \frac{2m_{f_0}}{m_b} \frac{2y}{x y (1 - x y)} + r^K \frac{(q)}{f_0}(y) \frac{P_K^p(x)}{x y (1 - x y)} \frac{2x}{x y};$$

$$A_3^{f(q)} = \int_0^1 dx \int_0^1 dy \int_0^1 dz \frac{2m_{f_0}}{m_b} \frac{2(1+x)}{x^2 y} r^K \frac{(q)}{f_0}(y) \frac{P_K^p(x)}{x y^2} \frac{2(1+y)}{x y^2}; \quad (2.8)$$

where $q = u; s$, $x = 1 - x$; $y = 1 - y$, $M(\frac{P}{M})$ is the twist-2 (twist-3) light-cone distribution amplitude of the meson M .

Although the parameters a_i ($i \notin 6; 8$) and $a_{6,8}^r$ are formally renormalization scale and μ_s scheme independent, in practice there exists some residual scale dependence in $a_i(\mu)$ to finite order. To be specific, we shall evaluate the vertex corrections to the decay amplitude at the scale $\mu = m_b = 2$. In contrast, as stressed in [13], the hard spectator and annihilation contributions should be evaluated

at the hard-collinear scale $\mu_h = \frac{P}{h}$ with $\mu_h = 500 \text{ MeV}$. There is one more serious complication about these contributions; that is, while QCD factorization predictions are model independent in the $m_b \rightarrow 1$ limit, power corrections always involve troublesome endpoint divergences. For example, the annihilation amplitude has endpoint divergences even at twist-2 level and the hard spectator scattering diagram at twist-3 order is power suppressed and possesses soft and collinear divergences arising from the soft spectator quark. Since the treatment of endpoint divergences is model dependent, subleading power corrections generally can be studied only in a phenomenological way. We shall follow [13] to parametrize the endpoint divergence $X_A = \int_0^1 dx x$ in the annihilation diagram as

$$X_A = \ln \frac{m_B}{\mu_h} (1 + a_A e^{i\phi_A}); \quad (2.9)$$

where a_A is a complex parameter $0 \leq |a_A| \leq 1$. Likewise, the endpoint divergence X_H in the hard spectator contributions can be parametrized in a similar way.

Note that a_4 and a_6 penguin terms contribute constructively to 0K but destructively to f_0K . Therefore, the contribution to $B \rightarrow f_0K$ from Fig. 1(a) will be severely suppressed. The contribution from Fig. 1(b) is suppressed by $m_{f_0} = m_b$. Hence, it is naively expected that the f_0K rate is much smaller than the 0K one. However, as we shall see below, the scale dependent decay constant f_s is much larger than f . As a consequence, the branching ratio of $B \rightarrow f_0K$ turns out to be comparable to $B \rightarrow ^0K$.

2. Quark structure of $f_0(980)$ and input parameters

It is known that the underlying structure of scalar mesons is not well established theoretically (for a review, see e.g. [28, 29, 30]). It has been suggested that the light scalars below or near 1 GeV { the isoscalars $f_0(600)$ (or σ), $f_0(980)$, the isodoublet $K_0(800)$ (or κ) and the isovector $a_0(980)$ form an SU(3) flavor nonet, while scalar mesons above 1 GeV, namely, $f_0(1370)$, $a_0(1450)$, $K_0(1430)$ and $f_0(1500)=f_0(1710)$, form another nonet. A consistent picture [30] provided by the data suggests that the scalar meson states above 1 GeV can be identified as a conventional $q\bar{q}$ nonet with some possible glue content, whereas the light scalar mesons below or near 1 GeV form predominantly a $q\bar{q}q\bar{q}$ nonet [31, 32] with a possible mixing with 0^+ $q\bar{q}$ and glueball states. This is understandable because in the $q\bar{q}$ quark model, the 0^+ meson has a unit of orbital angular momentum and hence it should have a higher mass above 1 GeV. On the contrary, four quarks $q^2\bar{q}^2$ can form a 0^+ meson without introducing a unit of orbital angular momentum. Moreover, color and spin dependent interactions favor a flavor nonet configuration with attraction between the $q\bar{q}$ and $q\bar{q}$ pairs. Therefore, the 0^+ $q^2\bar{q}^2$ nonet has a mass near or below 1 GeV. This four-quark scenario explains naturally the mass degeneracy of $f_0(980)$ and $a_0(980)$, the broader decay widths of $\sigma(600)$ and $\kappa(800)$ than $f_0(980)$ and $a_0(980)$, and the large coupling of $f_0(980)$ and $a_0(980)$ to $K\bar{K}$.

While the above-mentioned four-quark assignment of $f_0(980)$ is certainly plausible when the light scalar meson is produced in low-energy reactions, one may wonder if the energetic $f_0(980)$ produced in B decays is dominated by the four-quark configuration as it requires to pick up two energetic quark-antiquark pairs to form a fast-moving light four-quark scalar meson. The Fock states of

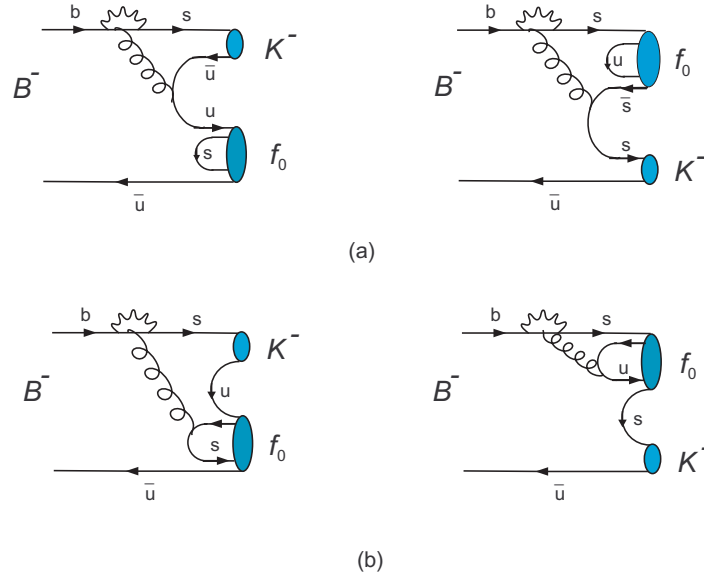


FIG. 2: Penguin contributions to $B \rightarrow f_0(980)K$ in the 4-quark picture for $f_0(980)$.

$f_0(980)$ consists of $q\bar{q}$, $q^2\bar{q}^2$, $qq\bar{q}\bar{q}$ etc. [see Eq. (1.7)]. It is thus expected that the distribution amplitude of f_0 would be smaller in the four-quark model than in the two-quark picture. Then one will not be able to explain the observed $B \rightarrow f_0(980)K$ decays.

Nevertheless, as pointed out in [33], the number of the quark diagrams for the penguin contributions to $B \rightarrow f_0(980)K$ (see Fig. 2) in the four-quark scheme for $f_0(980)$ is two times as many as that in the usual 2-quark picture (see Fig. 1). That is, besides the factorizable diagrams in Fig. 2(a), there exist two more nonfactorizable contributions depicted in Fig. 2(b). Therefore, a priori there is no reason that the $B \rightarrow f_0(980)K$ rate will be suppressed if f_0 is a four-quark state. However, in practice, it is difficult to give quantitative predictions based on this scenario as the nonfactorizable diagrams are usually not amenable. Moreover, even for the factorizable contributions, the calculation of the $f_0(980)$ decay constant and its form factors is beyond the conventional quark model, though attempt has been made in [33]. In order to make quantitative calculations for $B \rightarrow f_0(980)K$, we shall assume the conventional 2-quark description of the light scalar mesons.

In the naive 2-quark picture, $f_0(980)$ is purely an $s\bar{s}$ state and this is supported by the data of $D_s^+ \rightarrow f_0^+ \pi^0$ and $\pi^0 \rightarrow f_0$ implying the copious $f_0(980)$ production via its $s\bar{s}$ component. However, there also exist some experimental evidences indicating that $f_0(980)$ is not purely an $s\bar{s}$ state. First, the observation of $(J^P = 0^+ f_0) \approx \frac{1}{2} (J^P = 0^+ f_0)$ [34] clearly indicates the existence of the non-strange and strange quark content in $f_0(980)$. Second, the fact that $f_0(980)$ and $a_0(980)$ have similar widths and that the f_0 width is dominated by $\pi\pi$ also suggests the composition of $u\bar{u}$ and $d\bar{d}$ pairs in $f_0(980)$; that is, $f_0(980)$ should not be OZI suppressed relative to $a_0(980)$. Therefore, isoscalars $\phi(600)$ and f_0 must have a mixing

$$|f_0(980)\rangle = |s\bar{s}\rangle \cos \theta + |n\bar{n}\rangle \sin \theta; \quad |f_0(600)\rangle = |s\bar{s}\rangle \sin \theta + |n\bar{n}\rangle \cos \theta; \quad (2.10)$$

with $n\bar{n} = (u\bar{u} + d\bar{d})/\sqrt{2}$. The distribution amplitudes $\phi_s^{(s)}(f_0)$ and $\phi_n^{(n)}(f_0)$ corresponding to

$f_0^s = ss$ and $f_0^n = nn$, respectively, are

$$\begin{aligned} hf_0^n(p)(z)q(0) &= p \int_0^1 dx e^{ixz} f_n(x); \\ hf_0^s(p)(z)s(0) &= p \int_0^1 dx e^{ixz} f_s(x); \\ hf_0^n(p)(z)n(0) &= m_{f_0}^{(n)} \int_0^1 dx e^{ixz} f_n(x); \\ hf_0^s(p)(z)s(0) &= m_{f_0}^{(s)} \int_0^1 dx e^{ixz} f_s(x); \end{aligned} \quad (2.11)$$

with f_q being defined by

$$hf_0^{qq}(p)(z)q(0) = m_{f_0}^{(q)} f_q(x); \quad (2.12)$$

They satisfy the relations $f_{n;s}(x) = f_{n;s}(1-x)$ due to charge conjugation invariance (that is, the distribution amplitude vanishes at $x = 1=2$) and $f_{n;s}^p(x) = f_{n;s}^p(1-x)$ so that $\int_0^1 dx f_{n;s}(x) = 0$. For the scalar meson made of qq , its general distribution amplitude has the form

$$f_s(x) = 6x(1-x) B_0 + \sum_{m=1}^{\infty} B_m C_m^{3/2}(2x-1); \quad (2.13)$$

where B_m are Gegenbauer moments and $C_m^{3/2}$ are the Gegenbauer polynomials. For the isosinglet scalar mesons and f_0 , $B_0 = 0$ and only the odd Gegenbauer polynomials contribute. Hence, the light-cone distribution amplitudes (LCDAs) for f_0 read

$$f_{n;s}(x) = 6x(1-x) \sum_{m=1,3,5;\dots} B_m^{(n;s)} C_m^{3/2}(2x-1); \quad (2.14)$$

Using the QCD sum rule technique we have evaluated in Appendix B the Gegenbauer moments up to $m = 5$. In particular, we obtain $B_1^{(n)} = 0.92 - 0.08$ for n and $B_1^{(s)} = 0.8B_1^{(n)}$ for s at $\mu = 1 \text{ GeV}$. Our results are consistent with the empirical result of $|B_1| = 1.1$ inferred from the analysis in [35]. As we shall see below, the negative sign of B_1 is indeed strongly favored when the predicted $f_0 K$ rates are confronted with the data. As for the twist-3 distribution amplitude $f_{f_0}^p(x)$, its asymptotic form is the same as the light pseudoscalar meson to the leading conformal expansion [17]. Hence, we take

$$f_{n;s}^p(x) = 1; \quad (2.15)$$

The asymptotic forms for kaon twist-2 and twist-3 distribution amplitudes are

$$f_K(x) = 6x(1-x); \quad f_K^p(x) = 1; \quad (2.16)$$

In the qq description of f_0 (980), it follows from that

$$F_0^{B f_0} = \frac{1}{\sqrt{2}} \sin F_0^{B f_0^{uu}}; \quad F_0^{B^0 f_0} = \frac{1}{\sqrt{2}} \sin F_0^{B^0 f_0^{dd}}; \quad (2.17)$$

where the superscript qq denotes the quark content of f_0 involved in the transition. The form factor for B to the scalar meson transition has been calculated in the covariant light-front model [26]. From Table VI of [26], it is clear that $F_0^{B f_0^{qq}}(0)$ with $qq = uu$ or dd is of order 0.25 which is

very similar to $F_0^B(0)$. As we shall see below, a precise estimate of the $B \rightarrow f_0(980)$ form factor is not important because the contribution from Fig. 1(a) is largely suppressed owing to the large cancellation between the a_4 and a_6 penguin terms. Based on the QCD sum-rule method, the scalar decay constant \tilde{f}_s defined in Eq. (2.12) has been estimated in [36] and [37] with similar results, namely, $\tilde{f}_s \approx 0.18 \text{ GeV}$ at a typical hadronic scale. Notice that, in contrast to the pseudoscalar meson decay constants, the scalar decay constant \tilde{f}_q is scale dependent. Taking into account the scale dependence of \tilde{f}_q and radiative corrections to the quark loops in the OPE series, in Appendix A we have made a careful evaluation of the scalar decay constant using the sum rule approach and found $\tilde{f}_s(\mu = 1 \text{ GeV}) = 0.33 \text{ GeV}$ and $\tilde{f}_s(\mu = 2.1 \text{ GeV}) = 0.39 \text{ GeV}$ [see Eqs. (A 9) and (A 10)] and similar results for \tilde{f}_n . In the two-quark scenario for $f_0(980)$, the decay constants $f_{n,s}$ are related to $\tilde{f}_{n,s}$ defined in Eq. (2.1) via

$$f_s = \frac{m_{f_0}^{(s)}}{m_{f_0}} \tilde{f}_s \cos \theta; \quad f_n = \frac{m_{f_0}^{(n)}}{m_{f_0}} \tilde{f}_n \sin \theta; \quad (2.18)$$

where use has been made of Eqs. (2.1), (2.10) and (2.12).

Experimental implications for the f_0 mixing angle have been discussed in detail in [38]:

$$\begin{aligned} J/\psi \rightarrow f_0; f_0 \rightarrow \pi\pi \quad [38] \quad &= (34 \text{ } ^\circ) \text{ or } = (146 \text{ } ^\circ); \\ R = 4.03 \text{ } ^\circ \text{ } 0.14 \quad [38] \quad &= (25.1 \text{ } ^\circ \text{ } 0.5) \text{ or } = (164.3 \text{ } ^\circ \text{ } 0.2); \\ R = 1.63 \text{ } ^\circ \text{ } 0.46 \quad [38] \quad &= (42.3_{5.5}^{+8.3}) \text{ or } = (158 \text{ } ^\circ \text{ } 2); \\ \pi^0 \rightarrow f_0; f_0 \rightarrow \pi\pi \quad [39] \quad &= (5 \text{ } ^\circ) \text{ or } = (138 \text{ } ^\circ \text{ } 6); \\ \text{QCD sum rules and } f_0 \text{ data [40]} \quad &= (27 \text{ } ^\circ \text{ } 13) \text{ or } = (153 \text{ } ^\circ \text{ } 13); \\ \text{QCD sum rules and } a_0 \text{ data [40]} \quad &= (41 \text{ } ^\circ \text{ } 11) \text{ or } = (139 \text{ } ^\circ \text{ } 11); \end{aligned} \quad (2.19)$$

where $R = g_{f_0 K^+ K^-}^2 / g_{f_0 \pi^+ \pi^-}^2$ measures the ratio of the $f_0(980)$ coupling to $K^+ K^-$ and $\pi^+ \pi^-$. In short, θ lies in the ranges of $25^\circ < \theta < 40^\circ$ and $140^\circ < \theta < 165^\circ$. Note that the phenomenological analysis of the radiative decays $\pi^0 \rightarrow f_0(980)$ and $f_0(980) \rightarrow \pi^0 \pi^0$ favors the second solution, namely, $\theta = (138 \text{ } ^\circ \text{ } 6)$.⁵

B. Subleading QCD factorization amplitudes arising from 3-parton Fock states of the final state mesons

We shall see in Sec. III that the leading QCD factorization contributions to $B \rightarrow f_0 K$ are not adequate to explain the observed large rate of $f_0 K$ and $f_0 \bar{K}^0$ rates. This leads us to contemplate some possible mechanisms for enhancement. In this subsection we study the subleading QCD factorization amplitudes arising from three-parton Fock states of the f_0 or kaon. As will be shown later, these corrections are of order $1/m_b^2$ and turn out to be negligible. The relevant diagrams are depicted in Fig. 3. The study of these corrections is motivated by the following observations: (i) As

⁵ In the four-quark scenario for light scalar mesons, one can also define a similar f_0 mixing angle. It has been shown that $\theta = 174.6^\circ$ [41].

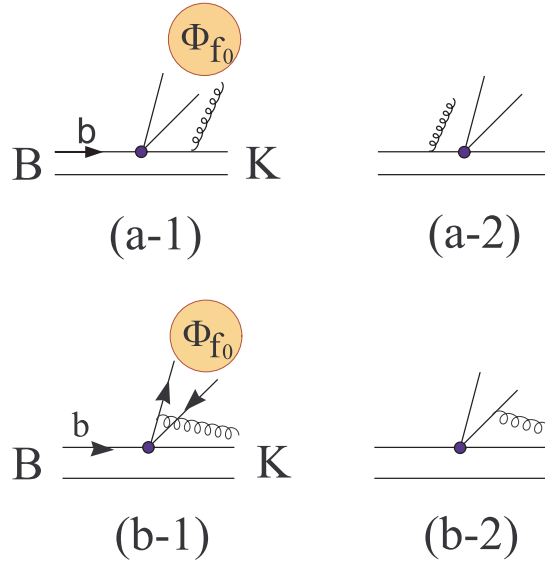


FIG. 3: The subleading QCD factorization amplitudes originating from the qqq Fock states of the final state mesons in the $\overline{B} \rightarrow f_0 \overline{K}$ decays.

shown in [42], Fig. 3 (b) could give significant corrections to $B \rightarrow \pi K$ and $B \rightarrow \rho K$ decays because of the enhancement by the softer gluon effect accompanied by the relatively large Wilson coefficients c_4 and c_6 . (ii) Consider Fig. 3 (a) where the emitted meson is a pseudoscalar [13] or a vector meson [42]. Its total amplitude vanishes due to the mismatch of the G -parity between the emitted meson and the relevant 3-parton operators. In contrast, the G -parities of 3-parton operators do match with the f_0 meson. Moreover, the contributions can be further enhanced by the large Wilson coefficients c_4 and c_6 .

In the following calculation, we adopt the conventions $D = \partial + ig_s T^a A^a$, $\mathcal{G} = (1=2) G$ and $\epsilon^{0123} = 1$. We also use the Fock-Schwinger gauge to express the gluon field A^a in terms of G^a for ensuring the gauge-invariant nature of the results [42, 43]

$$A^a(x) = \int_0^1 dv v G^a(vx)x :$$

The three-parton LCDAs of the f_0 meson are defined by

$$\begin{aligned} & \langle f_0(p) | \bar{\psi}(x) g_s G(vx) q(0) \psi | 0 \rangle \\ &= f_{3f_0}^q [p(p \cdot g - p \cdot g) - p(p \cdot g - p \cdot g)] \int_0^1 D \frac{q}{3f_0} e^{ipx(u+v \cdot g)}; \end{aligned} \quad (2.20)$$

$$\begin{aligned} & \langle f_0(p) | \bar{\psi}(x) g_s G(vx) q(0) \psi | 0 \rangle \\ &= if_q p \cdot g \frac{x \cdot p}{px} \int_0^1 D \frac{q}{3f_0} e^{ipx(u+v \cdot g)} \\ &+ if_q \frac{p}{px} (p \cdot x - p \cdot x) \int_0^1 D \frac{q}{3f_0} e^{ipx(u+v \cdot g)}; \end{aligned} \quad (2.21)$$

$$\begin{aligned} & \langle f_0(p) | \bar{\psi}(x) g_s \mathcal{G}(vx) q(0) \psi | 0 \rangle = f_q (p \cdot g - p \cdot g) \\ & \int_0^1 D \frac{q}{3f_0} e^{ipx(u+v \cdot g)} + f_q \frac{p}{px} (p \cdot x - p \cdot x) \int_0^1 D \frac{q}{3f_0} e^{ipx(u+v \cdot g)}; \end{aligned} \quad (2.22)$$

where $D = d_q d_{\bar{q}} d_g (1 - d_q - d_{\bar{q}} - d_g)$ with $d_q, d_{\bar{q}}, d_g$ being the fractions of the f_0 momentum carried by the q -quark, \bar{q} -quark and gluon, respectively. Here $\phi_{3f_0}^q$ is a twist-3 LCDA, and $\phi_{?}^q, \phi_k^q, e_{?}^q, e_k^q$ are twist-4 ones given by

$$\begin{aligned}\phi_{3f_0}^q(\xi) &= 360 d_q d_{\bar{q}} d_g^2 \xi(1-\xi) + \frac{1}{2} (7 d_g^2 - 3) + \frac{1}{2} (2 d_q^2 - 4 d_q d_{\bar{q}} - 8 d_g^2 + 8 d_g^2) \\ &\quad + \frac{1}{2} (3 d_q d_{\bar{q}} - 2 d_g^2 + 3 d_g^2) ; \\ \phi_{?}^q(\xi) &= 30 \frac{d_q^2}{f_0^q} d_g^2 (1 - d_g) \frac{1}{3} + 2 d_g^2 (1 - 2 d_g) ; \\ \phi_k^q(\xi) &= 120 \frac{d_q^2}{f_0^q} d_q d_{\bar{q}} d_g \frac{1}{3} + d_g^2 (1 - 3 d_g) ; \\ e_{?}^q(\xi) &= 30 \frac{d_q^2}{f_0^q} (d_q - d_{\bar{q}}) d_g^2 \frac{1}{3} + 2 d_g^2 (1 - 2 d_g) ; \\ e_k^q(\xi) &= 120 \frac{d_q^2}{f_0^q} d_g^2 (d_q - d_{\bar{q}}) d_q d_{\bar{q}} d_g ;\end{aligned}\quad (2.23)$$

in the conformal expansion (for a further investigation, see [17]). We obtain $\phi_{?}^q \approx 0.30$, similar to the case of the pion, and

$$\begin{aligned}\phi_{f_0^s}^s(\mu = 2.1 \text{ GeV}) &= (0.08 \pm 0.01) \text{ GeV}^2 ; \\ \phi_{f_0^n}^n(\mu = 2.1 \text{ GeV}) &= (0.09 \pm 0.01) \text{ GeV}^2 ;\end{aligned}\quad (2.24)$$

for $qq = ss$ or $qq = nn$. A detailed calculation of $\phi_{f_0^q}^q$ is shown in Appendix C. Consider the four-quark operators $(1 - \gamma_5) b_q (1 - \gamma_5) \bar{q}$ in Fig. 3, where i and j are color indices. The result of Fig. 3(a.1) is found to be

$$\begin{aligned}\text{Fig. 3(a.1)} &= \frac{1}{3} \int_0^1 dv \int_0^1 d^4x \frac{d^4k}{(2^4)} h f_0 \bar{q}(0) \gamma_5 (1 - \gamma_5) G(vx) q(0) \int dx \\ &\quad h \bar{K} \bar{q}(0) \frac{\not{k}}{k^2} (1 - \gamma_5) e^{i(p_K - k)x} b(0) \bar{q} i \\ &= \frac{2f_q}{3} h \bar{K} \bar{q} \phi_{f_0} (1 - \gamma_5) b \bar{q} i \otimes \frac{1}{g m_B^2} [(\phi_k^q + 2 \phi_{?}^q) - 2(e_k^q - e_{?}^q)];\end{aligned}\quad (2.25)$$

where all the components of the coordinate x should be taken into account in the calculation before the collinear approximation is applied. Hence, in Eq. (2.25), the exponent arising from $G(vx)$ is actually $e^{ik^g \cdot xv}$, where k^g is the gluon's momentum, and the resultant calculation can be easily performed in the momentum space with the substitution of $x \rightarrow (i=v)(\partial = \partial k^g)$. Following the same lines, the result for Fig. 3(a.2) reads

$$\begin{aligned}\text{Fig. 3(a.2)} &= \frac{1}{3} \int_0^1 d \int_0^1 d^4x \frac{d^4k}{(2^4)} h f_0 \bar{q}(0) \gamma_5 (1 - \gamma_5) G(x) q(0) \int dx \\ &\quad h \bar{K} \bar{q}(0) (1 - \gamma_5) \frac{i(\not{k} + m_b)}{k^2 - m_b^2} e^{i(p_B - k)x} b \bar{q} i \\ &= \frac{2f_q}{3} h \bar{K} \bar{q} \phi_{f_0} (1 - \gamma_5) b \bar{q} i \otimes \frac{1}{g m_B^2} [(\phi_k^q + 2 \phi_{?}^q) - 2(e_k^q - e_{?}^q)];\end{aligned}\quad (2.26)$$

where we have used the following trick

$$\frac{\phi_{f_0} x^2}{p_{f_0} x} = x_+ \quad ! \quad 2i \frac{\partial}{\partial p_B} \quad (2.27)$$

during the course of calculation and introduced two light-like vectors: n ($n^2 = 0$), parallel to the momentum of f_0 , and n_+ ($n_+^2 = 0; n_+ \cdot n = 2$), so that $p_{f_0}' = (p_{f_0} \cdot n) n = p_{f_0+} n$; $x^2 = x_+ \cdot p_{f_0} = p_{f_0+}$.

In Fig. 3 (b), the emitted gluon becomes a parton of the kaon. To proceed, we first take $G(x) = G(0)e^{i v k_g^K \cdot x}$ and then adopt the collinear approximation $k_g^K = h_g p_K$ in the final stage, where h_g is the averaged fraction of the kaon's momentum carried by the gluon. The calculation is straightforward and leads to

$$\begin{aligned} \text{Fig: 3 (b)} &= \frac{1}{4N_c} \int_0^1 dv \int_0^1 du \int \frac{p_-}{2f_n(u) + f_s(u)} h_K \int d(1-s) g_s G(b\beta) i \\ &\quad i \frac{\partial}{\partial k_g^K} \text{Tr} \phi_{f_0} \frac{(v k_g^K + u \phi_{f_0})}{(v k_g^K + u p_{f_0})^2} \frac{(v k_g^K + u \phi_{f_0})}{(v k_g^K + u p_{f_0})^2} \\ &= 0; \end{aligned} \quad (2.28)$$

where we have used the fact that $f_n(u) = f_n(u)$; $f_s(u) = f_s(u)$ with $u = 1-u$.

In short, the perturbative contributions coming from higher Fock states of the final state mesons to the decay amplitudes are (in units of $G_F = \frac{1}{2}$)

$$\begin{aligned} A(B \rightarrow f_0 K)_{\text{Fig:3}} &= A(\bar{B}^0 \rightarrow f_0 \bar{K}^0)_{\text{Fig:3}} \\ &= \frac{4}{3} (m_B^2 - m_K^2) F_0^{BK} (m_{f_0}^2) \int \frac{1}{g m_B^2} V_{ub} V_{us} C_1 \frac{f_n}{2} (2 \frac{n}{?} + \frac{n}{k}) \\ &\quad V_{tb} V_{ts} (C_4 + C_6) \int \frac{p_-}{2f_n(2 \frac{n}{?} + \frac{n}{k}) + f_s(2 \frac{s}{?} + \frac{s}{k})} \\ &\quad + \frac{1}{2} (C_8 + C_{10}) \frac{f_n}{2} (2 \frac{n}{?} + \frac{n}{k}) - f_s(2 \frac{s}{?} + \frac{s}{k}) : \end{aligned} \quad (2.29)$$

However, the above result is numerically negligible. Note that here we do not consider the contributions from the operators $O_{5,7,8}$; they are not only color suppressed but also of order $1/m_b^3$.

C. Soft non-factorizable contributions arising from the intrinsic gluon inside the B meson

The marginal result of Fig. 3 (a2) with the b splitting, namely, $b \rightarrow b g$ which is governed by the GLAP evolution equation if B is boosted to the infinite momentum frame, implies that the extrinsic gluon effect is negligible. In this subsection, we shall study the intrinsic gluon contributions to the decay amplitudes. The leading diagram is displayed in Fig. 4 (a). Here the intrinsic gluon plays the spectator role so that this contribution cannot be perturbatively calculated. Before proceeding, four remarks are in order. (i) The effects for intrinsic gluon being collinear with the spectator quark have already been considered in the transition form factor. (ii) The possible effect that the

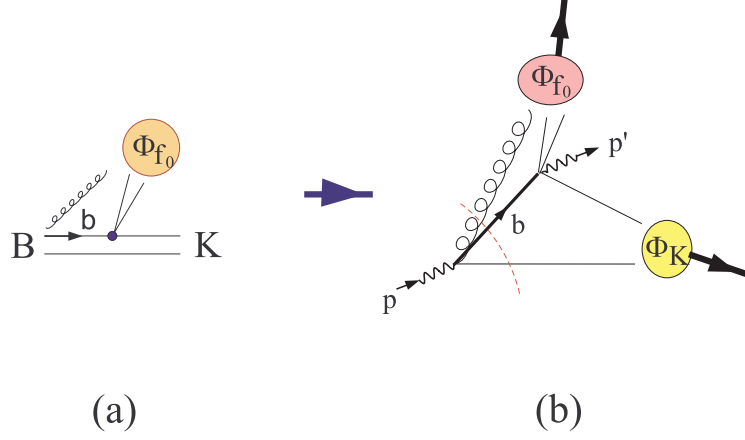


FIG. 4: (a) The contribution to the $B \rightarrow f_0 K$ decays arising from the intrinsic gluon within the B meson and (b) the diagrammatic illustration to the correlation function given in Eq. (2.32).

gluon content of f_0 is produced from the spectator quark is included in the present study since the spectator quark is a soft object and therefore the gluon could be one of the constituents of the B meson. (iii) As illustrated in the previous section, the extrinsic gluon effect is quite small and hence there is no double counting problem. (iv) The amplitude of finding an intrinsic gluon within the B meson due to the quantum fluctuations are suppressed by $\sim m_b$. It should be stressed that the idea of twist expansion for wave functions is not suitable in the present case [see Fig. 4 (a)]. Since there is no hard part ready for a perturbative calculation, the argument for the suppression by higher twist distribution amplitudes is no longer justified. Although Fig. 4 (a) cannot be calculated directly, we can turn to Fig. 4 (b) where the B meson state is replaced by a current operator with large p^2 flowing through. In this way, Fig. 4 (b) can be perturbatively calculated and is related to Fig. 4 (a) via the reduction formula and quark-hadron duality.

Let us embark on the calculation. Consider the four-quark operators $(\bar{1} \gamma_5) b q (\bar{1} \gamma_5) q$ in Fig. 4, where $\bar{1}$ and 1 are color indices. The result of Fig. 4 (a) can be represented as

$$\langle f_0 K | \mathcal{B}^{(1)} (\bar{1} \gamma_5) b q (\bar{1} \gamma_5) q | B \rangle_{\text{Fig. 4(a)}} = \langle f_0 K | \mathcal{O}^{(g)} \mathcal{B}^{(1)} | B \rangle_{\text{Fig. 4(a)}}; \quad (2.30)$$

where

$$\mathcal{O}^{(g)} = s (\bar{1} \gamma_5) T^a b q (\bar{1} \gamma_5) T^a q; \quad (2.31)$$

and we have added a subscript "g" to B to emphasize the intrinsic gluon for this case. This matrix element can be calculated by considering the following correlation function:

$$\begin{aligned} \langle f_0 K | \mathcal{O}^{(g)} | B \rangle &= i \int d^4x e^{ipx} \langle K(p_K); f_0(p_{f_0}) | T(\mathcal{O}^{(g)}(0); \bar{b}(x) g_s \mathcal{G}(x) u(x)) | B(p_B) \rangle \\ &= \langle f_0 K | \mathcal{O}^{(g)}(p^2; p^0) | B \rangle + \dots; \end{aligned} \quad (2.32)$$

where the ellipses (and the following one) denote terms with the structures $(p + p_K)$ and $(p + p_{f_0})$, respectively, which are not relevant to the present study, and the superscript "IG" stands for intrinsic gluon.

In the deep Euclidean region of p^2 , as depicted in Fig. 4(b), the correlation function can be perturbatively calculated in QCD and expressed in terms of LCDAs of the kaon and f_0 ,

$$\begin{aligned}
\text{IG}(\text{QCD}) &= \frac{1}{6} \int_0^1 dx e^{ipx} \langle \bar{h} f_0(p_{f_0}) \bar{q}(0) (1 - \gamma_5) G(x) q(0) \rangle \\
&= \frac{1}{6} \int_0^1 dx \langle \bar{h} K(p_K) \bar{q}(0) (1 - \gamma_5) \int_0^1 \frac{d^4 k}{(2\pi)^4} e^{ikx} \frac{i(\not{k} - m_b)}{k^2 - m_b^2} u(x) \rangle \\
&= \frac{1}{3} f_K f_0 \int_0^1 du \int_0^1 d\alpha \frac{m_b^2}{m_b^2 - (\alpha p + (1-\alpha)p_K)^2} \\
&\quad \frac{1}{2} (\gamma_q + \gamma_k) (1 - \gamma_5) \gamma_q p + \dots
\end{aligned} \tag{2.33}$$

To estimate $\langle \bar{h} f_0 K \rangle \mathcal{P}^{(q)} \mathcal{B}_q$, we apply the quark-hadron duality to the correlation function. Then the ground state contribution to the correlation function can be written in the dispersive representation as

$$\int_{m_b^2}^{s_0} ds \frac{\text{Im} \text{IG}^{(\text{phys})}(s; 0)}{s - p^2} = \int_{m_b^2}^{s_0} ds \frac{\text{Im} \text{IG}^{(\text{QCD})}(s; 0)}{s - p^2}; \tag{2.34}$$

where s_0 is the threshold of higher resonances. On the left hand side of above equation, the spectral density $\text{Im} \text{IG}^{(\text{phys})}(s; 0)$ is given by hadronic contributions and reads

$$\text{Im} \text{IG}^{(\text{phys})}(s; 0) = f_B^2 \langle \bar{h} f_0 K \rangle \mathcal{P}^{(q)} \mathcal{B}_q (s - m_B^2) + \text{higher resonance states}; \tag{2.35}$$

where $\langle \bar{h} B(p_B) \bar{q} \rangle \gamma_5 \not{p} u = f_B^2 p_B$. On the right hand side of Eq. (2.34), the spectral density $\text{Im} \text{IG}^{(\text{QCD})}(s; 0)$ can be easily obtained from Eq. (2.33).

Equating Eqs. (2.32) and (2.33) and performing the Borel transformation yield

$$\begin{aligned}
\mathcal{B} \frac{1}{m_B^2 - p^2} &= \exp \left(-\frac{m_B^2}{M^2} \right); \\
\mathcal{B} \frac{1}{m_b^2 - (\alpha p + (1-\alpha)p_K)^2} &= \frac{1}{\alpha} \exp \left(-\frac{1 + \alpha}{\alpha} \frac{m_b^2}{M^2} \right);
\end{aligned} \tag{2.36}$$

It leads to the light-cone sum rule

$$\begin{aligned}
&\langle \bar{h} f_0 K \rangle \mathcal{P}^{(q)} \mathcal{B}_q \\
&= \frac{f_K f_q m_b^2}{3 f_B^2} \int_0^1 du \int_0^1 d\alpha \int_0^1 d\alpha' \frac{m_b^2}{s_0 - \alpha m_b^2} \int_0^1 d\alpha' \frac{1}{\alpha'} e^{(\alpha m_b^2 - \frac{1+\alpha}{\alpha} m_b^2)/M^2} \\
&\quad \frac{1}{2} (\gamma_q + \gamma_k) \gamma_q :
\end{aligned} \tag{2.37}$$

In Fig. 5, we plot $\langle \bar{h} f_0 K \rangle \mathcal{P}^{(q)} \mathcal{B}_q$ as a function of the Borel mass squared. The relevant normalization scale for the present process is of order $m_B^2 - m_b^2 \approx 2.1 \text{ GeV}$. Using the parameters f_q ; f_q^2 ; f_B^2 given in Eqs. (A10), (C6), (D4), $f_K = 160 \text{ MeV}$; $f_B = 185 \text{ MeV}$, $m_b = 4.85 \text{ GeV}$ for the pole mass of the b quark, and $s_0 = 34 \text{ GeV}^2$ [44], we obtain

$$\begin{aligned}
\langle \bar{h} f_0 K \rangle \mathcal{P}^{(s)} \mathcal{B}_q &= (0.20 \pm 0.06) \cos \delta; \\
\langle \bar{h} f_0 K \rangle \mathcal{P}^{(n)} \mathcal{B}_q &= (0.23 \pm 0.06) \sin \delta;
\end{aligned} \tag{2.38}$$

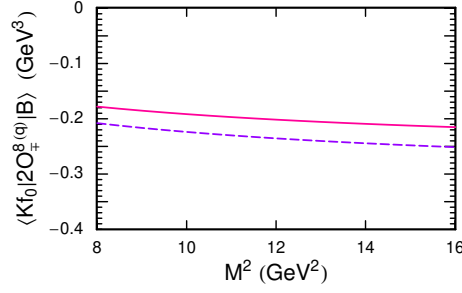


FIG. 5: $\langle K_f | 2O_{\pm}^{8(q)} | B \rangle$ as a function of the Borel mass squared. The solid curve stands for $\langle K_f | 2O_{+}^{8(q)} | B \rangle$, while the dashed curve for $\langle K_f | 2O_{-}^{8(q)} | B \rangle$.

in the Borel window $9 \text{ GeV}^2 < M^2 < 12 \text{ GeV}^2$ [44]. Note that since $\langle K_f | 2O_{+}^{8(q)} | B \rangle = \langle K_f | 2O_{-}^{8(q)} | B \rangle$, we abbreviate $O^{8(q)}$ as $O^{8(q)}$ in the ensuing study. In summary, the total contributions arising from the intrinsic gluon in the B meson to the decay amplitudes are (in units of $G_F = \frac{\sqrt{2}}{2}$)

$$\begin{aligned}
 A(B \rightarrow f_0 K)_{\text{Fig. 4}} &= A(B^0 \rightarrow f_0 \bar{K}^0)_{\text{Fig. 4}} \\
 &= V_{tb} V_{ts} (c_4 + c_6) \frac{1}{2} \langle K_f | 2O_{+}^{8(n)} | B \rangle + \langle K_f | 2O_{+}^{8(s)} | B \rangle \\
 &\quad + \frac{1}{2} (c_8 + c_{10}) \frac{1}{2} \langle K_f | 2O_{+}^{8(n)} | B \rangle - \langle K_f | 2O_{+}^{8(s)} | B \rangle : \quad (2.39)
 \end{aligned}$$

III. RESULTS AND DISCUSSIONS

To proceed the numerical calculations, we shall follow [13, 15] for the choices of the relevant parameters needed for QCD F calculations except for the form factors and CKM matrix elements. For form factors we shall use those derived in the covariant light-front quark model [26]. For CKM matrix elements we use the Wolfenstein parameters $A = 0.801$, $\lambda = 0.2265$, $\rho = 0.189$ and $\eta = 0.358$ [45]. For endpoint divergences encountered in hard spectator and annihilation contributions we take the default values $A = H = 0$ [see Eq. (2.9)]. For the running current quark masses we employ

$$\begin{aligned}
 m_b(m_b) &= 4.2 \text{ GeV}; & m_b(2.1 \text{ GeV}) &= 4.95 \text{ GeV}; & m_b(1 \text{ GeV}) &= 6.89 \text{ GeV}; \\
 m_c(m_b) &= 1.3 \text{ GeV}; & m_c(2.1 \text{ GeV}) &= 1.51 \text{ GeV}; \\
 m_s(2.1 \text{ GeV}) &= 90 \text{ MeV}; & m_s(1 \text{ GeV}) &= 119 \text{ MeV}; \quad (3.1)
 \end{aligned}$$

and $m_q(\mu) = m_s(\mu) = 0.0413$ [15]. The strong coupling constants are given by [46]

$$\alpha_s(2.1 \text{ GeV}) = 0.293; \quad \alpha_s(1 \text{ GeV}) = 0.489; \quad (3.2)$$

It is ready to perform numerical calculations. At the scale $\mu = 2.1 \text{ GeV}$, the numerical results for the relevant $a_i^p(f_0 K)$ and $a_{6,8}^p(K f_0)$ are

$$a_4^u = 0.0533 \pm 0.0183; \quad a_4^c = 0.0610 \pm 0.0064;$$

$$\begin{aligned}
a_6^u &= 0.0568 - i0.0163; & a_6^c &= 0.0612 - i0.0039; \\
a_8^u &= (74.4 - i4.5) \cdot 10^{-5}; & a_8^c &= (73.6 - i2.3) \cdot 10^{-5}; \\
a_{10}^u &= (561 + i90) \cdot 10^{-5}; & a_{10}^c &= (560 + i92) \cdot 10^{-5}; \\
a_1 &= 1.337 + i0.0288; & a_{6;\beta}^p(K f_0) &= a_{6;\beta}^p(f_0 K):
\end{aligned} \tag{3.3}$$

Note that the effective Wilson coefficients a_1, a_4 and a_{10} receive large contributions from the hard spectator interactions $H(f_0 K)$. Consequently, a_4 and a_6 are similar. Using the distribution amplitudes of the kaon and f_0 (980) given in Eqs. (2.16) and (2.14), respectively, the annihilation contributions shown in Eq. (2.8) can be simplified to

$$\begin{aligned}
A_1^{i(q)} &= s \left[18 B_1^{(q)} (X_A + 32 \frac{3}{2} X_A^2) - 4 r^K \frac{m_{f_0}}{m_b} X_A^2 \right]; \\
A_3^{i(q)} &= 6 s \left[2 \frac{m_{f_0}}{m_b} (X_A^2 - 2X_A + \frac{1}{3} X_A^2) - 3 r^K B_1^{(q)} (X_A^2 - 4X_A + 4) \right]; \\
A_3^{f(q)} &= 6 s X_A \left[2 \frac{m_{f_0}}{m_b} (2X_A - 1) + r^K B_1^{(q)} (6X_A - 11) \right];
\end{aligned} \tag{3.4}$$

where the endpoint divergence X_A is defined in Eq. (2.9) and only the first Gegenbauer polynomial in the distribution amplitudes is kept for simplicity.

Shown in Fig. 6 are the branching ratios of $B \rightarrow f_0(980)K$ and $B^0 \rightarrow f_0(980)K^0$ versus the strange-nonstrange mixing angle of $f_0(980)$. It is evident that the coefficient $B_1^{(q)}$ appearing in the distribution amplitude of f_0 [see Eq. (2.14)] is preferred to be negative so that the annihilation terms make constructive contributions. This indicates the reliability of the sum-rule calculation of the f_0 distribution amplitudes (see Appendix B). When $\theta = 0$, f_0 is a pure ss state and hence the penguin diagram Fig. 1(a) does not contribute (i.e. the form factor $F_0^{B f_0}$ vanishes). On the other extreme with $\theta = 90^\circ$, f_0 is purely a nn state and the penguin diagram Fig. 1(b) vanishes (i.e. $f_s = 0$). Since $(a_4^p - r^K a_6^p)$ is positive, it follows from Eq. (2.4) that, for a finite mixing angle, the interference between $a_6^p(f_0 K)$ and $a_6^p(K f_0)$ penguin terms arising from Figs. 1(a) and 1(b), respectively, is destructive for $0 < \theta < 90^\circ$ and constructive for $90^\circ < \theta < 180^\circ$. As stated before, the f_0 mixing angle is slightly favored to be in the second quadrant, i.e. $90^\circ < \theta < 180^\circ$. It is evident from Fig. 6 that this mixing angle solution is also preferable by the measurement of $B \rightarrow f_0 K$. More precisely, $B(B \rightarrow f_0 K)$ is obtained to be $(5.5 - 8.2) \cdot 10^{-6}$ for $25^\circ < \theta < 40^\circ$ and $(7.8 - 10.9) \cdot 10^{-6}$ for $140^\circ < \theta < 165^\circ$. However, even the maximal branching ratio $11.1 \cdot 10^{-6}$ occurring at $\theta = 0$ is still too small by around 40% compared to experiment. It should be remarked that our results for $B(B \rightarrow f_0 K)$ are larger than the previous calculations [11, 12] owing to the large scalar decay constants $f_{s;n}$ we have derived (see Appendix A).

The fact that the observed $f_0(980)K$ rate is higher than the naive model prediction calls for some mechanisms beyond the conventional short-distance approach. Some possibilities are:

Final state interactions. The predicted $B \rightarrow K$ rates in the short-distance approach are in general smaller than the data by around 30% (see e.g. [47]). It is also known that the QCD F predictions for penguin-dominated modes such as $B \rightarrow K$; $K \rightarrow K$ are consistently lower than the data by a factor of 2 to 3 [15]. Long-distance rescattering via charm intermediate states (or the so-called charming penguins) will not only enhance the

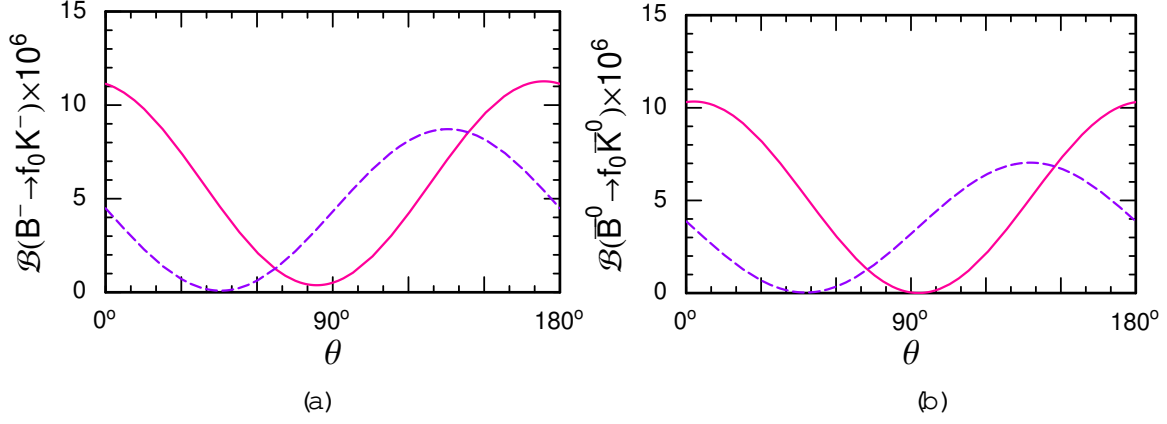


FIG. 6: Branching ratios of $B \rightarrow f_0(980)K$ versus the mixing angle of strange and nonstrange components of $f_0(980)$, where the solid curve corresponds to the Gegenbauer moments $B_{n;s}$ given in Eq. (B12) and the dashed curve is for the same Gegenbauer moments but with opposite signs.

aforementioned penguin-dominated decays but also drive sizable direct CP violation observed recently in $B^0 \rightarrow K^+ K^-$ mode [47]. The same rescattering effects may be expected to enhance $f_0(980)K$ rates. Unfortunately, we are not able to estimate the long-distance rescattering contributions to the $f_0 K_S$ rate from intermediate charm states owing to the absence of information on $f_0 D D$ and $f_0 D_{(s)} D_{(s)}$ couplings.

Glueball coupling of the scalar meson. It is known that a possible explanation of the enormous production of $B \rightarrow f_0 K$ and $B \rightarrow f_0 K_S$ may be ascribed to the process $b \rightarrow s + g + g$ and the two gluons fragment into f_0 [48]. The same mechanism may be also responsible for the enhancement of $f_0(980)K$ [49].

Large weak annihilation contributions. Just like the pQCD approach [50] where the annihilation topology plays an essential role for producing sizable strong phases and for explaining the penguin-dominated $B \rightarrow VP$ modes, it has been suggested in [15] that a favorable scenario (denoted as S4) for accommodating the observed penguin-dominated $B \rightarrow PV$ decays and the measured sign of direct CP asymmetry in $B^0 \rightarrow K^+ K^-$ is to have a large annihilation contribution by choosing $A = 1$, $A = 55$ for PP, $A = 20$ for PV and $A = 70$ for VP modes. The sign of A is chosen so that the direct CP violation $A_K^+ +$ agrees with the data. Using the same set of A and A as the PP modes, we found $B(B \rightarrow f_0 K) = 17.5 \times 10^{-6}$ in agreement with the data. However, the origin of these phases is unknown and their signs are not predicted. Moreover, since both annihilation and hard spectator scattering encounter endpoint divergences, there is no reason that soft gluon effects will affect only A but not H .

Subleading corrections arising from the three-parton Fock states of the f_0 and/or from the intrinsic gluon inside the B meson. It has been shown that the subleading corrections to QCD factorization due to the extrinsic softer gluon effect could enhance the branching ratio of K^0 to the level above 50×10^{-6} [42].

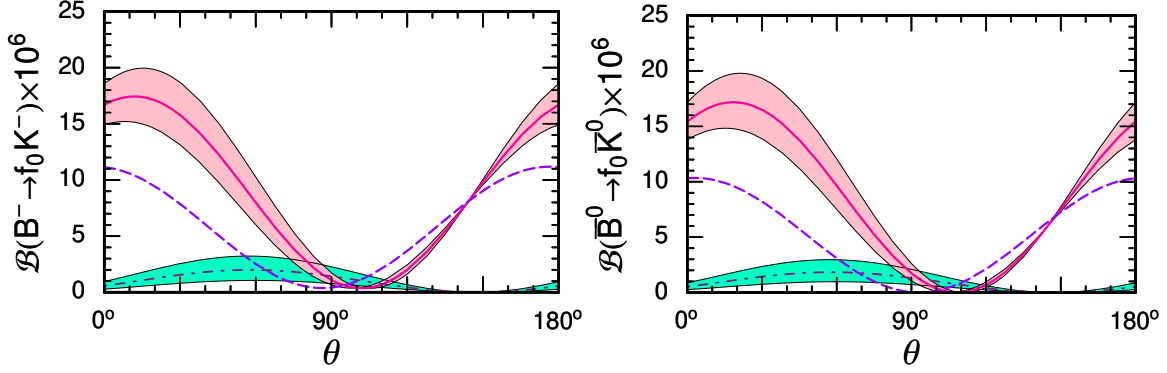


FIG. 7: Branching ratios of $B \rightarrow f_0(980)K$ versus the mixing angle of strange and nonstrange components of $f_0(980)$, where the solid curves are for full decay amplitudes, dashed curves for short-distance QCD factorization amplitudes, and only the effects from the intrinsic gluon within the B meson are evaluated in the dash-dotted curve. The bands correspond to the errors in Eq. (2.38).

In the present work, we have examined in Secs. IIB and IIC the subleading effects mentioned in the last item. For corrections due to the three-parton Fock states of the f_0 or kaon, we find that they are of order $1/m_b^2$ and numerically negligible in $B \rightarrow f_0(980)K$ owing to the fact that $\langle f_0(980) | \bar{\psi} \psi | i \rangle = 0$. The detailed calculations can be found in Sec. IIB and are summarized in Eq. (2.29). As for the corrections originating from the intrinsic gluon within the B meson, they belong to the higher Fock components arising from quantum fluctuations and are suppressed by $1/m_b$. Since this mechanism is nonperturbative, the twist expansion for the f_0 (or K) distribution amplitudes is no longer suitable in this case. Therefore, the contribution shown in Fig. 4(a) is expected to be suppressed by $1/(m_b)^n$ with $1 < n < 2$. Based on the reduction formula and quark-hadron duality, we are able to estimate the nonperturbative effects in Fig. 4(a). A detailed study of intrinsic gluon effects has been shown in Sec. IIC and is summarized in Eq. (2.39).

Taking into account the aforementioned subleading corrections, we show in Fig. 7 the branching ratios of $B \rightarrow f_0(980)K$ versus the mixing angle of strange and nonstrange components of $f_0(980)$. At $\theta = 20^\circ$, the intrinsic gluon effects can make 25-40% corrections to the decay amplitude so that the resulting branching ratio is of order $(15 - 20) \times 10^{-6}$, in agreement with experiment. These corrections are constructive for $0^\circ < \theta < 80^\circ$ as well as $160^\circ < \theta < 180^\circ$ and destructive for $80^\circ < \theta < 150^\circ$. In short, when the effects due to the intrinsic spectator gluon within the B meson are included, $0^\circ < \theta < 40^\circ$ and $170^\circ < \theta < 180^\circ$ are preferable by the $B \rightarrow f_0 K$ data.

IV. CONCLUSIONS

In the present work we have studied the decay $B \rightarrow f_0(980)K$ within the framework of QCD factorization. Our conclusions are as follows:

1. While it is widely believed that $f_0(980)$ is predominantly a four-quark state, in practice it is

difficult to make quantitative predictions on $B \rightarrow f_0 K$ based on the four-quark picture for $f_0(980)$ as it involves not only the f_0 form factors and decay constants that are beyond the conventional quark model but also additional nonfactorizable contributions that are difficult to estimate. Hence, we shall assume the two-quark scenario for $f_0(980)$.

2. There are two distinct penguin contributions to $B \rightarrow f_0 K$ and their interference depends on the unknown mixing angle of strange and nonstrange quark contents of $f_0(980)$: destructive for $0 < \theta \leq 2$ and constructive for $\theta = 2 < \theta < \pi$. A mixing angle in the second quadrant is preferable by the measurement of $B \rightarrow f_0(980) K$.
3. Based on the QCD sum rule method, we have derived the leading-twist light-cone distribution amplitudes of $f_0(980)$ and the scalar decay constant \tilde{f}_q . It is found that \tilde{f}_s is much larger than the previous estimate owing to its scale dependence and the large radiative corrections to the quark loops in the OPE series. The measured $B \rightarrow f_0 K$ rates clearly favor the sign of the f_0 distribution amplitudes predicted by the sum rule.
4. Based on the QCD factorization approach, we obtain $B(B \rightarrow f_0 K) = (5.5 - 8.2) \times 10^{-6}$ for $25 < \theta < 40$ and $(7.8 - 10.9) \times 10^{-6}$ for $140 < \theta < 165$. Hence, the short-distance contributions are not adequate to explain the observed large rates of $f_0 K$ and $f_0 \bar{K}^0$.
5. Possible subleading corrections from the three-parton Fock states of the f_0 and from the intrinsic (spectator) gluon inside the B meson are estimated. It is shown that while the extrinsic gluon contribution to $B \rightarrow f_0 K$ is negligible, the intrinsic gluon within the B meson may play an eminent role for the enhancement of $f_0(980) K$.

Acknowledgments

We are grateful to Chuang-Hung Chen for useful discussions. This work was supported in part by the National Science Council of R.O.C. under Grant No. NSC 93-2112-M-001-043, NSC 93-2112-M-033-004.

APPENDIX A: DETERMINATION OF THE SCALAR COUPLING OF f_0

To determine the scalar decay constant \tilde{f}_q of $f_0(980)$ defined by $\langle 0 | \bar{q} q | f_0 \rangle = m_{f_0} \tilde{f}_q$ with $f_0^n = \frac{1}{\sqrt{2}}(u\bar{u} + d\bar{d})$ and $f_0^s = s\bar{s}$, we consider the two-point correlation function

$$\langle q^2 \rangle = i \int d^4 x e^{iqx} \langle 0 | T (j^q(x) j^{q\bar{q}}(0)) | 0 \rangle; \quad (\text{A } 1)$$

where $j^q = qq$. The above correlation function can be calculated from the hadron and quark-gluon dynamical points of view, respectively. Therefore, the correlation function arising from the lowest-lying meson f_0^q can be approximately written as

$$\frac{m_{f_0}^{(q)2} f_q^2}{m_{f_0}^{(q)2} Q^2} = \frac{1}{Q^2} \int_0^{s_0} ds \frac{\text{Im } \Pi^{\text{OPE}}}{s Q^2}; \quad (\text{A } 2)$$

where Π^{OPE} is the QCD operator-product-expansion (OPE) result at the quark-gluon level, s_0 is the threshold of the higher resonant states and the contributions originating from higher resonances are approximated by

$$\frac{1}{Q^2} \int_{s_0}^{\infty} ds \frac{\text{Im } \Pi^{\text{OPE}}}{s Q^2}; \quad (\text{A } 3)$$

We apply the Borel transformation to both sides of Eq. (A 2) to improve the convergence of the OPE series and suppress the contributions from higher resonances. Consequently, the sum rule with OPE series up to dimension 6 and $O(1/s)$ corrections reads [51]

$$\begin{aligned} m_{f_0}^{(q)2} f_q^2 e^{-m_{f_0}^{(q)2}/M^2} \frac{s(1)}{s(M)} &= \frac{3}{8} M^4 \left[1 + \frac{s(M)}{s(M)} \frac{17}{3} + 2 \frac{I(1)}{f(1)} \right] \frac{1}{2} \ln \frac{M^2}{s(M)} f(1) \\ &+ \frac{1}{8} h_s G^2 + 3 m_{qq} \langle \bar{q} q \rangle - \frac{s}{M^2} \langle \bar{q} q \rangle T^a q q T^a q q + \frac{2}{3} \langle \bar{q} q \rangle T^a q q T^a q q; \end{aligned} \quad (\text{A } 4)$$

where $f(1) = 1 - e^{-s_0/M^2} (1 + s_0/M^2)$, $I(1) = \int_{s_0/M^2}^1 \ln t \ln(1-t) dt$, and we have taken into account the scale dependence of f_q ,

$$f_q(M) = f_q(1) \frac{s(1)}{s(M)}; \quad (\text{A } 5)$$

with $b = (11N_c - 2n_f)/3$. Here, the anomalous dimensions of sG^2 and m_{qq} are equal to zero, while the anomalous dimensions of the 4-quark operators have been neglected. In the numerical analysis, we shall use the following values for vacuum condensates and quark masses at the scale of $\mu = 1 \text{ GeV}$ [43]:

$$\begin{aligned} h_s G^a G^a &= 0.474 \text{ GeV}^4; \\ h_{uu} &= h_{dd} = (0.24 \text{ GeV})^3; & h_{ss} &= 0.3 h_{uu}; \\ (m_u + m_d) &= 5 \text{ MeV}; & m_s &= 119 \text{ MeV}; \end{aligned} \quad (\text{A } 6)$$

and adopt the vacuum saturation approximation for describing the four-quark condensates, i.e.,

$$\langle \bar{q} q \bar{q} q \rangle = \frac{1}{16N_c^2} \text{Tr}(\bar{q} q) \text{Tr}(q q) = \frac{1}{16N_c^2} \text{Tr}(\bar{q} q) \text{Tr}(T^a q q T^a q q); \quad (\text{A } 7)$$

Taking the logarithm of both sides of Eq. (A 4) and then applying the differential operator $M^4 \partial/\partial M^2$ to them, we obtain the mass sum rule for $f_0^{(q)}$. In Fig. 8, we explore two scenarios for (i) $qq = ss$ and (ii) $qq = nn$. Numerically, we get

$$\begin{aligned} m_{f_0}^{(s)} &= (1.02 \pm 0.05) \text{ GeV} \quad \text{for } s_0 = 2.6 \text{ GeV}^2; \\ m_{f_0}^{(n)} &= (0.99 \pm 0.05) \text{ GeV} \quad \text{for } s_0 = 2.6 \text{ GeV}^2; \end{aligned} \quad (\text{A } 8)$$

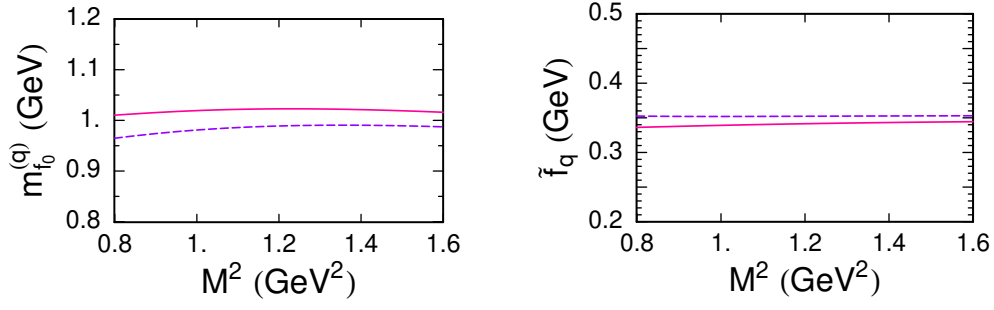


FIG. 8: $m_{f_0}^{(q)}$ and f_q as functions of the Borel mass squared M^2 . The solid curve is obtained for $j^s = ss$ and the dashed curve for $j^n = nn$.

where the value of s_0 is determined when the maximum stability for the mass sum rule is reached. Substituting the above results for the threshold s_0 and the masses obtained in the mass sum rule into Eq. (A 4), we obtain the sum rule for f_q at $\mu = 1 \text{ GeV}$ as a function of the Borel mass squared M^2 (see Fig. 8). The results are

$$f_s(\mu = 1 \text{ GeV}) = 0.33 \text{ GeV}; \quad f_n(\mu = 1 \text{ GeV}) = 0.35 \text{ GeV}; \quad (\text{A } 9)$$

and

$$f_s(\mu = 2.1 \text{ GeV}) = 0.39 \text{ GeV}; \quad f_n(\mu = 2.1 \text{ GeV}) = 0.41 \text{ GeV}; \quad (\text{A } 10)$$

Evidently, they are much larger than the typical decay constant of pseudoscalar mesons.

Two remarks are in order. First, the scale dependence of f_q was not considered in [36, 37]. If the scale dependence is neglected, we will obtain $s_0 = 1.6 \text{ GeV}^2$, in accordance with the results in [36, 37]. Second, the large radiative correction to the quark loop in the OPE series arises mainly from one-gluon exchange and is likely the effect of the color Coulomb interaction, as in the case for the B meson [52]. The values of f_q and s_0 , rather than $m_{f_0}^{(q)}$, are very sensitive to the radiative corrections to the quark loop and to the scale dependence of f_q . However, these effects were not considered in [36, 37]. If neglecting α_s corrections to the mass sum rule while keeping $s_0 = 2.6 \text{ GeV}^2$, the resulting $f_s(\mu = 1 \text{ GeV})$ will be 0.26 GeV . Moreover, if further setting $s_0 = 1.6 \text{ GeV}^2$, the sum rule yields $f_s(\mu = 1 \text{ GeV}) = 0.19 \text{ GeV}$, in agreement with [36, 37]. The validity of our results is thus realized.

APPENDIX B: LEADING TWIST LCDA FOR f_0

The LCDAs $\phi_q(x; \mu)$ corresponding to the ideal states $f_0^q = qq$ are defined by

$$\langle \bar{q}(p) \bar{q}(z) | q(0) q(z) \rangle = p f_q \int_0^1 dx e^{i x p \cdot z} \phi_q(x; \mu); \quad (\text{B } 1)$$

where x (or $x = 1 - x$) is the f_0 momentum fraction carried by the quark q (or antiquark \bar{q}) and μ is the normalization scale of the LCDA. $\phi_q(x; \mu)$ can be expanded in a series of Gegenbauer polynomials [17, 53]

$$\phi_q(x; \mu) = 6x(1-x) \sum_{l=1,3,5,\dots}^X C_{1,l}^{3/2}(2x-1); \quad (\text{B } 2)$$

with multiplicatively renormalizable coefficients (or the so-called Gegenbauer moments):

$$c_1^q(\mu) = \frac{2(2l+3)}{3(l+1)(l+2)} \int_0^1 C_{1-}^{3=2}(2x-1) c_q(x; \mu) dx; \quad (B3)$$

Consider the following two-point correlation function

$$\langle \bar{\psi}(q) \gamma^\mu \psi(0) \rangle = i \int d^4x e^{iqx} \langle \bar{\psi}(x) \gamma^\mu \psi(0) \rangle = (zq)^{l+1} I_1(q^2); \quad (B4)$$

where

$$\langle \bar{\psi}(q) \gamma^\mu \psi(0) \rangle = \langle \bar{\psi}(q) \gamma^\mu \psi(0) \rangle = (zq)^{l+1} \int_0^1 (2x-1)^2 c_q(x) dx = (zq)^{l+1} h_q^{(1)}; \quad (B5)$$

$$\langle \bar{\psi}(q) \gamma^\mu \psi(0) \rangle = \langle \bar{\psi}(q) \gamma^\mu \psi(0) \rangle = m_{f_0}^{(q)} f_q; \quad (B6)$$

with $z^2 = 0$. The Gegenbauer moments $c_1^q(x; \mu)$ can be easily expressed in terms of the above defined moments $h_q^{(1)}$, for which the sum rule reads

$$h_q^{(1)} = \frac{1}{m_{f_0}^{(q)} f_q^2} e^{m_{f_0}^{(q)2} = M^2} [(l+1)^{l+1} + 1] h_{qqi} + \frac{3l-1}{24} \frac{h_{gs} G_{qi}}{M^2} + \frac{l(l-1)}{48} \frac{h_{gs}^2 G^2 i h_{qqi}}{M^4}; \quad (B7)$$

The conformal invariance in QCD exhibits that partial waves, in the expansion of $c_q(x; \mu)$ in Eq. (B2), with different conformal spin cannot mix under renormalization to the leading-order accuracy. As a consequence, the Gegenbauer moments c_1 in (B2) renormalize multiplicatively:

$$c_1(\mu) = c_1(\mu_0) \left(\frac{s(\mu_0)}{s(\mu)} \right)^{\gamma_b^{(1)}}, \quad (B8)$$

where the one-loop anomalous dimensions are [54]

$$\gamma_b^{(1)} = C_F \left[1 - \frac{2}{(l+1)(l+2)} + 4 \sum_{j=2}^{l+1} \frac{1}{j} \right] A; \quad (B9)$$

with $C_F = (N_c^2 - 1)/(2N_c)$. We consider the renormalization-improved sum rule of Eq. (B7), where the anomalous dimensions of relevant operators can be found in [43], such that

$$\begin{aligned} h_{qqi} &= h_{qqi_0} \left(\frac{s(\mu_0)}{s(\mu)} \right)^{\frac{4}{3b}}; \\ h_{gs} G_{qi} &= h_{gs} G_{qi_0} \left(\frac{s(\mu_0)}{s(\mu)} \right)^{\frac{2}{3b}}; \\ h_{gs}^2 G^2 i &= h_{gs}^2 G^2 i_0; \end{aligned} \quad (B10)$$

In the numerical analysis, we choose the Borel window $0.9 \text{ GeV}^2 < M^2 < 1.2 \text{ GeV}^2$, consistent with the previous case, where the contributions originating from higher resonances and the highest OPE terms are well under control. We also use the input parameters given in Eq. (A6) and [43]

$$\begin{aligned} h_{gsu} G_{ui} &= h_{gsd} G_{di} = 0.8 h_{uui}; \\ h_{gs} G_{si} &= 0.8 h_{gsu} G_{ui}; \end{aligned} \quad (B11)$$

It should be noted that in the large l limit for the moment $h_q^{(1)}$ sum rule, the actual expansion parameter is $M^2 = l$. As a result, for $l = 7$ and fixed M^2 , the OPE series are convergent slowly or

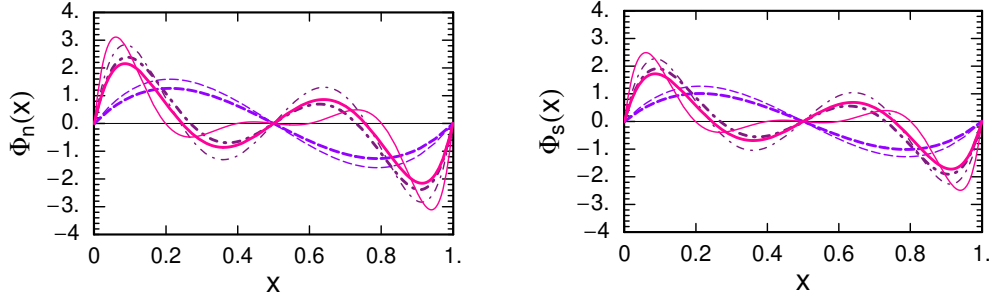


FIG. 9: The leading twist-2 LCDAs for the f_0 meson vs the momentum fraction carried by the quark, where the solid curves are evaluated with considering the $B_1; B_3; B_5$ central values given in Eq. (B 12), while the dash-dotted and dashed lines are obtained by setting $B_5 = 0$ and $B_3 = B_5 = 0$, respectively. The darker lines correspond to the normalization scale $\mu = 2.1 \text{ GeV}$, while the lighter lines to $\mu = 1 \text{ GeV}$.

even divergent, i.e. the resulting sum-rule result becomes less reliable. We thus obtain the first three non-zero moments, at the normalization scale $\mu = 1 \text{ GeV}$,

$$\begin{aligned} \langle h_n^1 \rangle &= (0.55 \pm 0.05) \langle B_1^{(n)} \rangle, & \langle h_n^1 \rangle_3 &= (0.92 \pm 0.08); \\ \langle h_n^3 \rangle &= (0.43 \pm 0.02) \langle B_3^{(n)} \rangle, & \langle h_n^3 \rangle_3 &= \frac{21}{4} \langle h_n^3 \rangle - \frac{9}{4} \langle h_n^1 \rangle = (1.00 \pm 0.05); \\ \langle h_n^5 \rangle &= (0.33 \pm 0.01) \langle B_5^{(n)} \rangle, & \langle h_n^5 \rangle_5 &= \frac{3}{4} (7 \langle h_n^3 \rangle - 3 \langle h_n^1 \rangle) = (0.40 \pm 0.05); \end{aligned} \quad (\text{B } 12)$$

where the sub-(super-)script n denotes n . Rescaling to the normalization point $\mu = 2.1 \text{ GeV}$, we find

$$\begin{aligned} \langle h_n^1 \rangle &= (0.44 \pm 0.04) \langle B_1^{(n)} \rangle, & \langle h_n^1 \rangle_1 &= (0.73 \pm 0.07); \\ \langle h_n^3 \rangle &= (0.33 \pm 0.02) \langle B_3^{(n)} \rangle, & \langle h_n^3 \rangle_3 &= (0.74 \pm 0.04); \\ \langle h_n^5 \rangle &= (0.24 \pm 0.01) \langle B_5^{(n)} \rangle, & \langle h_n^5 \rangle_5 &= (0.017 \pm 0.005); \end{aligned} \quad (\text{B } 13)$$

As for $qq = ss$, the analysis yields $\langle h_s^{1;3;5} \rangle' = (\langle ss | = \langle uu |) \langle h_n^{1;3;5} \rangle' = 0.8 \langle h_n^{1;3;5} \rangle$ and $\langle B_{1;3;5}^{(s)} \rangle' = 0.8 \langle B_{1;3;5}^{(n)} \rangle$. The leading-twist LCDAs $\Phi_s(x; \mu)$ and $\Phi_n(x; \mu)$ for the f_0 meson, which vanish in the large μ limit, are illustrated in Fig. 9.

APPENDIX C : DECAY CONSTANT $f_{f_0}^2$

The parameter $f_{f_0}^2$ appearing in Eq. (2.23) can be defined through the matrix element of the local current operator $J^q = \bar{q} \gamma_5 G q$,

$$\langle 0 | J^q(0) | f_0^q(p) \rangle = i f_{f_0}^q : \quad (\text{C } 1)$$

To calculate the f_{f_0} parameter, we consider the following non-diagonal two-point correlation function

$$\Pi(q^2) = i \int d^4x e^{iqx} \langle 0 | T (J^q(x) J^{qY}(0)) | 0 \rangle = q^2 \Pi(q^2); \quad (\text{C } 2)$$

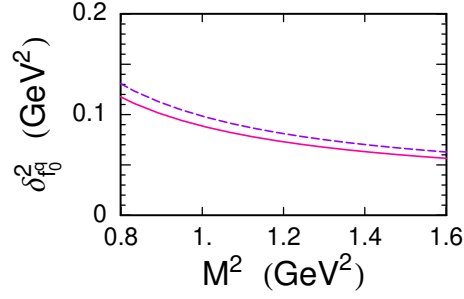


FIG. 10: $f_0^2(q^2 = 1 \text{ GeV}^2)$ as a function of the Borel mass squared M^2 with the same notation as Fig. 8. We have used $m_{f_0}^{(s)} = 1.02 \text{ GeV}$ and $f_s = 0.33 \text{ GeV}$ for the solid curve, while $m_{f_0}^{(n)} = 0.98 \text{ GeV}$ and $f_n = 0.35 \text{ GeV}$ for the dashed curve.

where $j^q = qq$ as in Eq. (A1). In the deep Euclidean region of q^2 , the above correlation function can be perturbatively calculated in QCD and the result is given by

$$e_{\text{QCD}}(q^2) = i \frac{2}{3} s_{\text{qq}} \ln(-q^2) + \frac{7}{6} \frac{1}{2q^2} \text{hgg}_s \quad \text{Gqi} : \quad (\text{C } 3)$$

After approximating the higher resonances as given in Eq. (A2) and performing the Borel transformation, the resultant sum rule with OPE series up to the order of dimension 7 and radiative corrections of order $O(s)$ reads

$$\begin{aligned} e_{f_0}^{m(q)} M^2 f_q^2 m_{f_0}^{(q)} \frac{s(\cdot)}{s(M)} &= \frac{s(\cdot)}{s(M)} \frac{32}{9b} \frac{s(\cdot)}{s(M)} \frac{4}{b} \\ &= \frac{2}{3} s_{\text{qq}} \frac{s(\cdot)}{s(M)} \frac{4}{b} M^2 (1 - e^{-s_0/M^2}) + \frac{1}{2} \text{hgg}_s \quad \text{Gqi} \frac{s(\cdot)}{s(M)} \frac{2}{3b}; \end{aligned} \quad (\text{C } 4)$$

where the anomalous dimensions of some operators have been listed in Eq. (B10) and that of $q \text{ g}_s \text{ q}$ is $32/(9b)$ [55].

In the Borel window $0.9 \text{ GeV}^2 < M^2 < 1.2 \text{ GeV}^2$ where the contributions originating from higher resonances and the highest OPE terms are well under control, using input parameters in Eqs. (A6) and (B11), we obtain

$$\begin{aligned} f_0^s(q^2 = 1 \text{ GeV}^2) &= (0.09 \pm 0.01) \text{ GeV}^2; \\ f_0^n(q^2 = 1 \text{ GeV}^2) &= (0.10 \pm 0.01) \text{ GeV}^2; \end{aligned} \quad (\text{C } 5)$$

and, as rescaled to $\mu = 2.1 \text{ GeV}$,

$$\begin{aligned} f_0^s(\mu = 2.1 \text{ GeV}) &= (0.08 \pm 0.01) \text{ GeV}^2; \\ f_0^n(\mu = 2.1 \text{ GeV}) &= (0.09 \pm 0.01) \text{ GeV}^2; \end{aligned} \quad (\text{C } 6)$$

for $j^q = ss$ and nn . The results are depicted in Fig. 10.

APPENDIX D : DETERMINATION OF f_B^2

The parameter related the intrinsic gluon content of the B meson is defined by

$$\langle \text{hji} \text{ g}_s \text{ bji} \rangle = i f_B^2 p : \quad (\text{D } 1)$$

To estimate the parameter $\frac{2}{B}$, we consider the non-diagonal two-point propagator

$$\frac{2}{B} = i \int d^4x e^{iqx} \langle 0 | \bar{u}(x) g_s \mathcal{G}(x) u(x) u(0) \bar{u}(0) | 0 \rangle \quad (D 2)$$

Following the same line as in Appendix C, we arrive at the $\frac{2}{B}$ sum rule

$$\frac{2}{B} = \frac{m_b + m_u}{4m_B^2 f_B^2} e^{\frac{m_B^2 - m_b^2}{M^2}} \langle \bar{u}u \rangle g_s \quad (D 3)$$

where the contribution arising from $\langle \bar{s}s \rangle$ is much smaller than the quark-gluon mixed condensate shown in Eq. (C 4) and hence can be neglected. Using the value for quark-gluon mixing condensate in Eq. (B 11), $f_B = 185 \text{ MeV}$, and $m_b = 4.185 \text{ GeV}$ for the pole mass of the b quark, we obtain

$$\frac{2}{B} = 0.022 \pm 0.002 \text{ GeV}^2; \quad (D 4)$$

within the Borel window $9 \text{ GeV}^2 < M^2 < 12 \text{ GeV}^2$ [44]. Note that the scale dependence of $\frac{2}{B}$ is weak.

-
- [1] Belle Collaboration, A. Garmash et al., Phys. Rev. D 65, 092005 (2002).
 - [2] Belle Collaboration, K. Abe et al., Belle-Conf0410.
 - [3] BaBar Collaboration, B. Aubert et al., Phys. Rev. D 70, 092001 (2004).
 - [4] BaBar Collaboration, B. Aubert et al., hep-ex/0408032.
 - [5] Heavy Flavor Averaging Group, <http://www.slac.stanford.edu/xorg/hfag>.
 - [6] BaBar Collaboration, B. Aubert et al., hep-ex/0406040.
 - [7] BaBar Collaboration, B. Aubert et al., hep-ex/0408095.
 - [8] Belle Collaboration, K. Abe et al., hep-ex/0409049.
 - [9] Z. Ligeti, hep-ph/0408267.
 - [10] J. A. Oller and E. Oset, Nucl. Phys. A 652, (E)407 (1999).
 - [11] C. H. Chen, Phys. Rev. D 67, 014012 (2003).
 - [12] C. H. Chen, Phys. Rev. D 67, 094011 (2003).
 - [13] M. Beneke, G. Buchalla, M. Neubert, and C. T. Sachrajda, Phys. Rev. Lett. 83, 1914 (1999); Nucl. Phys. B 591, 313 (2000).
 - [14] M. Beneke, G. Buchalla, M. Neubert, and C. T. Sachrajda, Nucl. Phys. B 606, 245 (2001).
 - [15] M. Beneke and M. Neubert, Nucl. Phys. B 675, 333 (2003).
 - [16] S. J. Brodsky, Acta Phys. Poln. B 32, 4013 (2001).
 - [17] V. M. Braun, G. P. Korchemsky, and D. Mueller, Prog. Part. Nucl. Phys. 51, 311 (2003).
 - [18] S. J. Brodsky and S. Gardner, Phys. Rev. D 65, 054016 (2002).
 - [19] C. H. Chang and W. S. Hou, Phys. Rev. D 64, 071501 (2001).
 - [20] F. Gabbiani, J. W. Qiu, and G. Valencia, Phys. Rev. D 66, 114015 (2002).
 - [21] M. Franz, V. Polyakov, and K. Goeke, Phys. Rev. D 62, 074024 (2000).
 - [22] S. J. Brodsky and M. Karliner, Phys. Rev. Lett. 78, 4682 (1997).
 - [23] V. A. Novikov, M. A. Shifman, A. I. Vainshtein, M. B. Voloshin, and V. I. Zakharov, Nucl. Phys. B 237, 525 (1984).
 - [24] A. R. Zhitnitsky, Sov. J. Nucl. Phys. 41, 513 (1985) [Yad. Fiz. 41, 805 (1985)].
 - [25] M. Wirbel, B. Stech, and M. Bauer, Z. Phys. C 29, 637 (1985); M. Bauer, B. Stech, and M. Wirbel, *ibid.* 34, 103 (1987).
 - [26] H. Y. Cheng, C. K. Chua, and C. W. Hwang, Phys. Rev. D 69, 074025 (2004).
 - [27] D. Delepine, J. L. Lucio M., and C. A. Ramirez, hep-ph/0501022.
 - [28] S. Spanier and N. A. Tomqvist, "Note on scalar mesons" in Particle Data Group, K. Hagiwara et al., Phys. Rev. D 66, 010001 (2002)
 - [29] S. Godfrey and J. Napolitano, Rev. Mod. Phys. 71, 1411 (1999).
 - [30] F. E. Close and N. A. Tomqvist, J. Phys. G 28, R249 (2002) [hep-ph/0204205].
 - [31] R. L. Jaffe, Phys. Rev. D 15, 267 (1977); *ibid.* 281 (1977).
 - [32] M. Alford and R. L. Jaffe, Nucl. Phys. B 578, 367 (2000).
 - [33] T. V. Brito, F. S. Navarra, M. Nielsen, and M. E. Bracco, hep-ph/0411233.
 - [34] Particle Data Group, S. Eidelman et al., Phys. Lett. B 592, 1 (2004).

- [35] M .D iehl and G .H iller, J.H igh Energy Phys.06, 067 (2001) [hep-ph/0105194].
- [36] F.D eFazio and M .R .Pennington, Phys.Lett.B 521, 15 (2001).
- [37] I.Bediaga, F .S.Navarra, and M .N ielsen, Phys.Lett.B 579, 59 (2004).
- [38] H .Y .Cheng, Phys.Rev.D 67, 034024 (2003).
- [39] A .V .Anisovich, V .V .Anisovich, and V .A .Nikonov, Eur.Phys.J.A 12, 103 (2001); Phys.Atom .Nucl.65, 497 (2002); hep-ph/0011191.
- [40] A .G okalp, Y .Sarac, and O .Y ilmaz, hep-ph/0410380.
- [41] L.M aiani, F .P iccinini, A .D .Polosa, and V .R iquer, Phys.Rev.Lett. 93, 212002 (2004).
- [42] K .C .Yang, Phys.Rev.D 69, 054025 (2004).
- [43] K .C .Yang, W .Y .P .Hwang, E .M .Henley, and L .S .K isslinger, Phys.Rev.D 47, 3001, (1993); W .Y .P .Hwang and K .C .Yang, *ibid*, 49, 460 (1994).
- [44] K .C .Yang, Phys.Rev.D 57, 2983 (1998).
- [45] CKM tterG roup, J.Ch arles et al., hep-ph/0406184.
- [46] The value of α_s at any scale can be obtained from <http://www-theory.lbl.gov/~ianh/alpha/alpha.html>.
- [47] H .Y .Cheng, C .K .Chua, and A .Soni, hep-ph/0409317.
- [48] D .Atwood and A .Soni, Phys.Lett.B 405, 150 (1997); Phys.Rev.Lett. 79, 5206 (1997); W .S.Hou and B .T seng, Phys.Rev.Lett.80, 434 (1998); X .G .He and G .L .Lin, Phys.Lett.B 454, 123 (1999); M .R .Ahmady, E .K ou, and A .Sugamoto, Phys.Rev.D 58, 014015 (1998); D .Du, C .S .K im , and Y .Yang, Phys.Lett.B 426, 133 (1998).
- [49] P .M inkowski and W .O chs, hep-ph/0404194 and hep-ph/0304144.
- [50] Y .Y .Keum , H .n .Li, and A .I.Sanda, Phys.Rev.D 63, 054008 (2001); C .H .Chen, Y .Y .Keum , and H .n .Li, Phys.Rev.D 66, 054013 (2002).
- [51] J .G ovaerts, L .J .Reinders, F .D eV iron, and J .W eyers, Nucl.Phys.B 283, 706 (1987).
- [52] E .Bagan, P .Ball, V .M .Braun, and H .G .Dosch, Phys.Lett.B 278, 457 (1992).
- [53] V .L .Chernyak and A .R .Zhitnitsky, Phys.Rept.112, 173 (1984).
- [54] D .J .G ross and F .W ilczek, Phys.Rev.D 9, 980 (1974);
M .A .Shifm an and M .I.Vysotsky, Nucl.Phys.B 186, 475 (1981).
- [55] K .G .Chetyrkin and S.Narison, Phys.Lett.B 485, 145 (2000).